

**RECEIVED**  
DEC 04 2001

# Monthly Management Report



**Division of Family Services**

**Division of Medical Services**

**October 2001**

Research and Evaluation  
221 West High Street  
Broadway Building  
Jefferson City, MO 65101

## TABLE OF CONTENTS

|          |   |   |   |
|----------|---|---|---|
| Glossary |   | Definition of Categories of Assistance and Types of Medicaid Services | 1 |
| Figure   | 1 | Map - Division of Family Services Areas                               | 2 |

### **DFS SUMMARY AND OPERATING STATISTICS**

|       |   |  |       |
|-------|---|--|-------|
| Table | 1 | Detailed Operating Statistics showing changes in Applications, Cases and Payments by Month and Program during last quarter | 3-5   |
| Table | 2 | Detailed Operating Statistics on Applications, Cases and Payments by Program, Area and County                              | 6-51  |
| Table | 3 | Detailed Operating Statistics on Applications, Cases and Payments by Program and Area                                      | 52-53 |

### **MEDICAID**

|        |   |  |       |
|--------|---|--|-------|
| Figure | 2 | Medical Statistics - Total Individuals                                     | 54    |
| Figure | 3 | Medical Statistics - Total Payments  | 55    |
| Table  | 4 | Recipients and Payments by Type of Service                                 | 56-73 |
| Table  | 5 | State Summary of Recipients, Payments and Average Per Recipient by Program | 74-96 |

### **FOOD STAMPS**

|        |   |   |         |
|--------|---|---|---------|
| Figure | 4 | Food Stamps Caseload                          | 97      |
| Table  | 6 | Participation by Households, Persons and Race | 98-101  |
| Table  | 7 | Participation by County                       | 102-103 |
| Table  | 8 | Applications and Currency                     | 103-104 |
| Table  | 9 | Expedited Service Application Currency        | 105-106 |

## **TEMPORARY ASSISTANCE**

|        |    |  |         |
|--------|----|--|---------|
| Figure | 5  | Temporary Assistance Caseload              | 109     |
| Table  | 10 | Total Cases and Reinvestigations by County | 110-111 |
| Table  | 11 | Application and Resolution by County       | 112-113 |

## **MC+, TRANSITIONAL MEDICAL ASSISTANCE AND MEDICAL ASSISTANCE FOR FAMILIES**

|       |    |  |         |
|-------|----|--|---------|
| Table | 12 | Total Children by County                   | 114-115 |
| Table | 13 | Total Caretakers by County                 | 116-117 |
| Table | 14 | Total Cases and Reinvestigations by County | 118-119 |
| Table | 15 | Application and Resolution by County       | 120-121 |

## **GENERAL RELIEF**

|       |    |  |         |
|-------|----|--|---------|
| Table | 16 | Total Cases and Reinvestigations by County | 122-123 |
| Table | 17 | Application and Resolution by County       | 124-125 |

## **OTHER IM PROGRAMS**

|        |    |   |         |
|--------|----|---|---------|
| Figure | 6  | Medical Assistance Recipients                       | 127     |
| Table  | 18 | MC+ for Pregnant Women Applications                 | 128-129 |
| Table  | 19 | Adult Income Maintenance Cases                      | 130-131 |
| Table  | 20 | NC, MA, MACC Applications Less Than 65 Years of Age | 132-133 |
| Table  | 21 | MA, NC Applications 65 Years of Age or More         | 134-135 |
| Table  | 22 | NC, MA, MACC Spenddown Applications                 | 136-137 |
| Table  | 23 | BP and SAB Applications                             | 138-139 |
| Table  | 24 | Day Care Payments by County                         | 140-143 |
| Table  | 25 | FUTURES Participation                               | 144-145 |

## GLOSSARY

### DEFINITION OF CATEGORIES OF ASSISTANCE AND TYPES OF MEDICAID SERVICES

|              |  |
|--------------|--|
| AB           | Aid to Blind   |
| AB Supp      | Aid to Blind Supplemental  |
| AIDS         | Acquired Immune Deficiency Syndrome  |
| BP           | Blind Pension  |
| CHIP         | Children's Health Insurance Program  |
| CRNA         | Certified Registered Nurse Anesthetist   |
| CSTAR        | Comprehensive Substance Treatment and Rehabilitation   |
| CT           | Children's Treatment   |
| DME          | Durable Medical Equipment  |
| EPSDT        | Early and Periodic Screening, Diagnosis and Treatment  |
| FCS          | Family-Centered Services   |
| GR           | General Relief   |
| HDN          | Homeless, Dependent, Neglected   |
| ICF-MR       | Intermediate Care Facility-Mentally Retarded   |
| IM/IE        | Income Maintenance/Income Eligible   |
| JCT          | Juvenile Court   |
| MA           | Medical Assistance - Claimants applying for this program must be ineligible for any of the other categories of assistance  |
| MA-GR        | Medical Assistance - General Relief  |
| MA-K         | Medical Assistance for Children  |
| MA-K-DMH     | Medical Assistance for Children under the care of Department of Mental Health  |
| MA-K-DYS     | Medical Assistance for Children under the care of Division of Youth Services   |
| MAF          | Medical Assistance for Families  |
| MC+          | Health insurance for CHIP and non-CHIP poverty children under age 19   |
| MOCDD        | Missouri Children with Developmental Disabilities  |
| MPW          | MC+ for Pregnant Women   |
| MR/DD        | Mentally Retarded/Developmentally Disabled   |
| NC           | Nursing Care - Cash program for recipients in practical or professional homes, domiciliary homes or boarding homes. NC-General Relief and NC-Aid to Blind Supplemental cases are included in the NC data and are not listed separately |
| OAA          | Old Age Assistance   |
| OJT          | On-the-Job Training  |
| PA           | Public Assistance  |
| PTD          | Permanently and Totally Disabled   |
| QMB          | Qualified Medicare Beneficiary   |
| RCF          | Residential Care Facility  |
| SAB          | Supplemental Aid to the Blind  |
| SLMB         | Specified Low-Income Medicare Beneficiary  |
| SNF          | Skilled Nursing Facility   |
| SSI          | Supplemental Security Income   |
| SSI SP       | Supplemental Security Income and State Supplementation   |
| SP           | State Supplementation Only   |
| UP           | Unemployed Parent  |
| Vendor Cases | Nursing Homes and Other Institutions   |

Figure 1.  
Division of Family Services  
Areas



TABLE 1. DETAILED OPERATING STATISTICS (1)  
OCTOBER 2001

| CASELOAD INFORMATION            | NUMBER<br>OR AMOUNT<br>THIS MONTH<br>10/01 | NUMBER<br>OR AMOUNT<br>LAST MONTH<br>09/01 | NUMBER<br>OR AMOUNT<br>2 MONTHS AGO<br>08/01 | NUMBER<br>OR AMOUNT<br>LAST YEAR<br>10/00 | CHANGE<br>FROM<br>LAST MONTH | CHANGE<br>FROM<br>2 MONTHS AGO | CHANGE<br>FROM<br>LAST YEAR |
|---------------------------------|--|--|--|---|------------------------------|--------------------------------|-----------------------------|
| *** TEMPORARY ASSISTANCE (2)    |  |  |  |   |                              |                                |                             |
| APPLICATIONS RECEIVED           | 6,141                                      | 5,277                                      | 6,265  | 5,334                                     | 16.4%                        | -2.0%                          | 15.1%                       |
| APPLICATIONS APPROVED           | 4,295                                      | 3,897                                      | 4,395  | 3,851                                     | 10.2%                        | -2.3%                          | 11.5%                       |
| APPLICATIONS REJECTED           | 1,683                                      | 1,439                                      | 1,604  | 1,492                                     | 17.0%                        | 4.9%                           | 12.8%                       |
| APPLICATIONS PENDING            | 2,923                                      | 2,848                                      | 2,928  | 2,769                                     | 2.6%                         | -0.2%                          | 5.6%                        |
| FAMILIES RECEIVING CASH         | 48,848                                     | 48,487                                     | 48,698                                       | 49,041                                    | 0.7%                         | 0.3%                           | -0.4%                       |
| CHILDREN RECEIVING CASH         | 92,630                                     | 92,032                                     | 92,432                                       | 93,633                                    | 0.6%                         | 0.2%                           | -1.1%                       |
| TOTAL PERSONS                   | 125,312                                    | 124,472                                    | 124,911                                      | 127,495                                   | 0.7%                         | 0.3%                           | -1.7%                       |
| TOTAL PAYMENTS (3)              | \$11,621,754                               | \$11,606,467                               | \$11,679,934                                 | \$11,897,097                              | 0.1%                         | -0.5%                          | -2.3%                       |
| AVERAGE PER FAMILY              | \$237.92                                   | \$239.37                                   | \$239.84                                     | \$242.59                                  | -0.6%                        | -0.8%                          | -1.9%                       |
| AVERAGE PER PERSON              | \$92.74                                    | \$93.25                                    | \$93.51                                      | \$93.31                                   | -0.5%                        | -0.8%                          | -0.6%                       |
| TITLE XIX ONLY CASES            | 28,423                                     | 27,857                                     | 27,461                                       | 19,984                                    | 2.0%                         | 3.5%                           | 42.2%                       |
| TITLE XIX ONLY PERSONS          | 90,785                                     | 89,039                                     | 87,885                                       | 65,502                                    | 2.0%                         | 3.3%                           | 38.6%                       |
| TITLE XIX ONLY CHILDREN         | 53,683                                     | 52,710                                     | 52,069                                       | 39,444                                    | 1.8%                         | 3.1%                           | 36.1%                       |
| TITLE XIX TRANSITIONAL CASES    | 9,194                                      | 9,064                                      | 9,084  | 7,451                                     | 1.4%                         | 1.2%                           | 23.4%                       |
| TITLE XIX TRANSITIONAL PERSONS  | 18,029                                     | 17,436                                     | 17,757                                       | 14,401                                    | 3.4%                         | 1.5%                           | 25.2%                       |
| TITLE XIX TRANSITIONAL CHILDREN | 7,405                                      | 6,944                                      | 7,245  | 5,927                                     | 6.6%                         | 2.2%                           | 24.9%                       |
| EXTENDED TRANSITIONAL CASES     | 2,768                                      | 2,802                                      | 2,810  | 3,051                                     | -1.2%                        | -1.5%                          | -9.3%                       |
| EXTENDED TRANSITIONAL PERSONS   | 3,197                                      | 3,216                                      | 3,198  | 3,326                                     | -0.6%                        | 0.0%                           | -3.9%                       |
| REINVESTIGATIONS                | 7,877                                      | 7,475                                      | 8,635  | 5,987                                     | 5.4%                         | -8.8%                          | 31.6%                       |
| CASES CLOSED                    | 4,714                                      | 4,022                                      | 4,822  | 3,970                                     | 17.2%                        | -2.2%                          | 18.7%                       |
| *** TEMPORARY ASSISTANCE/UP     |  |  |  |   |                              |                                |                             |
| FAMILIES RECEIVING              | 646  | 603  | 573  | 468                                       | 7.1%                         | 12.7%                          | 38.0%                       |
| CHILDREN RECEIVING              | 1,588                                      | 1,478                                      | 1,420  | 1,179                                     | 7.4%                         | 11.8%                          | 34.7%                       |
| TOTAL PERSONS                   | 2,678                                      | 2,494                                      | 2,392  | 2,019                                     | 7.4%                         | 12.0%                          | 32.6%                       |
| TOTAL PAYMENTS                  | \$185,909                                  | \$175,655                                  | \$167,386                                    | \$142,146                                 | 5.8%                         | 11.1%                          | 30.8%                       |
| AVERAGE PER FAMILY              | \$287.78                                   | \$291.30                                   | \$292.12                                     | \$303.73                                  | -1.2%                        | -1.5%                          | -5.3%                       |
| AVERAGE PER PERSON              | \$69.42                                    | \$70.43                                    | \$69.98                                      | \$70.40                                   | -1.4%                        | -0.8%                          | -1.4%                       |
| *** MC+                         |  |  |  |   |                              |                                |                             |
| APPLICATIONS RECEIVED           | 9,641                                      | 8,323                                      | 9,934  | 9,002                                     | 15.8%                        | -2.9%                          | 7.1%                        |
| APPLICATIONS APPROVED           | 6,779                                      | 5,944                                      | 6,824  | 6,464                                     | 14.0%                        | -0.7%                          | 4.9%                        |
| APPLICATIONS REJECTED           | 2,643                                      | 2,314                                      | 2,498  | 2,622                                     | 14.2%                        | 5.8%                           | 0.8%                        |
| APPLICATIONS PENDING            | 3,717                                      | 3,678                                      | 3,734  | 4,036                                     | 1.1%                         | -0.5%                          | -7.9%                       |
| FAMILIES RECEIVING              | 168,890                                    | 166,916                                    | 166,566                                      | 149,996                                   | 1.2%                         | 1.4%                           | 12.6%                       |
| CUSTODIAL PARENTS RECEIVING     | 71,165                                     | 69,648                                     | 68,950                                       | 55,935                                    | 2.2%                         | 3.2%                           | 27.2%                       |
| CHILDREN RECEIVING              | 314,478                                    | 311,055                                    | 310,611                                      | 280,898                                   | 1.1%                         | 1.2%                           | 12.0%                       |
| NON-CHIP POVERTY                | 237,151                                    | 235,199                                    | 235,390                                      | 212,472                                   | 0.8%                         | 0.7%                           | 11.6%                       |
| CHIP NO COST                    | 59,994                                     | 59,110                                     | 58,506                                       | 53,010                                    | 1.5%                         | 2.5%                           | 13.2%                       |
| CHIP CO-PAY                     | 14,468                                     | 13,877                                     | 13,532                                       | 12,022                                    | 4.3%                         | 6.9%                           | 20.3%                       |
| CHIP PREMIUM                    | 2,865                                      | 2,869                                      | 3,183  | 3,393                                     | -0.1%                        | -10.0%                         | -15.6%                      |
| REINVESTIGATIONS                | 6,618                                      | 5,934                                      | 7,209  | 5,155                                     | 11.5%                        | -8.2%                          | 28.4%                       |
| CASES CLOSED                    | 5,595                                      | 4,874                                      | 5,737  | 4,471                                     | 14.8%                        | -2.5%                          | 25.1%                       |
| *** NON-CUSTODIAL PARENTS       |  |  |  |   |                              |                                |                             |
| APPLICATIONS RECEIVED           | 161  | 135  | 166  | 153                                       | 19.3%                        | -3.0%                          | 5.2%                        |
| APPLICATIONS APPROVED           | 128  | 112  | 123  | 113                                       | 14.3%                        | 4.1%                           | 13.3%                       |
| APPLICATIONS REJECTED           | 30   | 22   | 30   | 27  | 36.4%                        | 0.0%                           | 11.1%                       |
| APPLICATIONS PENDING            | 29   | 29   | 37   | 27  | 0.0%                         | -21.6%                         | 7.4%                        |
| TOTAL PERSONS RECEIVING         | 1,486                                      | 1,497                                      | 1,524  | 1,390                                     | -0.7%                        | -2.5%                          | 6.9%                        |
| CURRENT SUPPORT                 | 116  | 115  | 113  | 75  | 0.9%                         | 2.7%                           | 54.7%                       |
| PARENTS' FAIR SHARE             | 1,370                                      | 1,382                                      | 1,411  | 1,315                                     | -0.9%                        | -2.9%                          | 4.2%                        |
| REINVESTIGATIONS                | 27   | 31   | 5  | 4   | -12.9%                       | 440.0%                         | 575.0%                      |
| CASES CLOSED                    | 130  | 139  | 136  | 87  | -6.5%                        | -4.4%                          | 49.4%                       |
| *** GR-CASH                     |  |  |  |   |                              |                                |                             |
| APPLICATIONS RECEIVED           | 2,319                                      | 1,974                                      | 2,283  | 1,927                                     | 17.5%                        | 1.6%                           | 20.3%                       |
| APPLICATIONS APPROVED           | 269  | 229  | 262  | 217                                       | 17.5%                        | 2.7%                           | 24.0%                       |
| APPLICATIONS REJECTED           | 1,893                                      | 1,635                                      | 1,963  | 1,492                                     | 15.8%                        | -3.6%                          | 26.9%                       |
| APPLICATIONS PENDING            | 3,535                                      | 3,405                                      | 3,315  | 3,052                                     | 3.8%                         | 6.6%                           | 15.8%                       |
| CASES RECEIVING                 | 2,645                                      | 2,602                                      | 2,619  | 2,502                                     | 1.7%                         | 1.0%                           | 5.7%                        |
| PERSONS RECEIVING               | 2,652                                      | 2,610                                      | 2,626  | 2,504                                     | 1.6%                         | 1.0%                           | 5.9%                        |
| CASH PAYMENTS                   | \$205,754                                  | \$203,969                                  | \$204,729                                    | \$196,738                                 | 0.9%                         | 0.5%                           | 4.6%                        |
| REINVESTIGATIONS                | 52   | 46   | 39   | 42  | 13.0%                        | 33.3%                          | 23.8%                       |
| CASES CLOSED                    | 278  | 228  | 256  | 242                                       | 21.9%                        | 8.6%                           | 14.9%                       |
| MA-GR RECIPIENTS                | 5,234                                      | 5,161                                      | 5,098  | 4,137                                     | 1.4%                         | 2.7%                           | 26.5%                       |
| MA-GR TOTAL PAYMENTS            | \$416,530                                  | \$411,011                                  | \$404,601                                    | \$329,882                                 | 1.3%                         | 2.9%                           | 26.3%                       |

TABLE 1. DETAILED OPERATING STATISTICS (1)  
OCTOBER 2001

| CASELOAD INFORMATION          | NUMBER<br>OR AMOUNT<br>THIS MONTH<br>10/01 | NUMBER<br>OR AMOUNT<br>LAST MONTH<br>09/01 | NUMBER<br>OR AMOUNT<br>2 MONTHS AGO<br>08/01 | NUMBER<br>OR AMOUNT<br>LAST YEAR<br>10/00 | CHANGE<br>FROM<br>LAST MONTH | CHANGE<br>FROM<br>2 MONTHS AGO | CHANGE<br>FROM<br>LAST YEAR |
|-------------------------------|--|--|--|---|------------------------------|--------------------------------|-----------------------------|
| <b>*** MPW</b>                |  |  |  |   |                              |                                |                             |
| APPLICATIONS RECEIVED         | 3,073                                      | 2,625                                      | 3,091  | 2,876                                     | 17.1%                        | -0.6%                          | 6.8%                        |
| APPLICATIONS APPROVED         | 2,144                                      | 1,836                                      | 2,276  | 2,031                                     | 16.8%                        | -5.8%                          | 5.6%                        |
| APPLICATIONS REJECTED         | 831  | 709  | 831  | 819                                       | 17.2%                        | 0.0%                           | 1.5%                        |
| APPLICATIONS PENDING          | 905  | 839  | 789  | 876                                       | 7.9%                         | 14.7%                          | 3.3%                        |
| CASES RECEIVING               | 15,767                                     | 15,829                                     | 16,101                                       | 15,992                                    | -0.4%                        | -2.1%                          | -1.4%                       |
| EXTENDED WOMEN'S HEALTH CASES | 15,363                                     | 15,399                                     | 15,816                                       | 15,893                                    | -0.2%                        | -2.9%                          | -3.3%                       |
| CASES CLOSED                  | 676  | 607  | 694  | 539                                       | 11.4%                        | -2.6%                          | 25.4%                       |
| <b>*** NEWBORNS</b>           |  |  |  |   |                              |                                |                             |
| RECIPIENTS                    | 14,492                                     | 14,269                                     | 14,565                                       | 15,504                                    | 1.6%                         | -0.5%                          | -6.5%                       |
| <b>*** AB SUPP</b>            |  |  |  |   |                              |                                |                             |
| APPLICATIONS RECEIVED         | 113  | 110  | 144  | 119                                       | 2.7%                         | -21.5%                         | -5.0%                       |
| APPLICATIONS APPROVED         | 16   | 17   | 15   | 9   | -5.9%                        | 6.7%                           | 77.8%                       |
| APPLICATIONS REJECTED         | 119  | 99   | 110  | 102                                       | 20.2%                        | 8.2%                           | 16.7%                       |
| APPLICATIONS PENDING          | 173  | 195  | 202  | 193                                       | -11.3%                       | -14.4%                         | -10.4%                      |
| RECIPIENTS                    | 805  | 799  | 788  | 779                                       | 0.8%                         | 2.2%                           | 3.3%                        |
| TOTAL PAYMENTS                | \$276,735                                  | \$274,855                                  | \$272,149                                    | \$249,167                                 | 0.7%                         | 1.7%                           | 11.1%                       |
| CASES CLOSED                  | 11   | 12   | 8  | 15  | -8.3%                        | 37.5%                          | -26.7%                      |
| <b>*** BP</b>                 |  |  |  |   |                              |                                |                             |
| APPLICATIONS RECEIVED         | 125  | 121  | 150  | 146                                       | 3.3%                         | -16.7%                         | -14.4%                      |
| APPLICATIONS APPROVED         | 41   | 36   | 42   | 31  | 13.9%                        | -2.4%                          | 32.3%                       |
| APPLICATIONS REJECTED         | 109  | 97   | 106  | 80  | 12.4%                        | 2.8%                           | 36.3%                       |
| APPLICATIONS PENDING          | 207  | 233  | 245  | 258                                       | -11.2%                       | -15.5%                         | -19.8%                      |
| RECIPIENTS                    | 2,656                                      | 2,654                                      | 2,649  | 2,599                                     | 0.1%                         | 0.3%                           | 2.2%                        |
| TOTAL PAYMENTS                | \$1,121,620                                | \$1,120,426                                | \$1,117,672                                  | \$1,033,087                               | 0.1%                         | 0.4%                           | 8.6%                        |
| CASES CLOSED                  | 24   | 33   | 26   | 23  | -27.3%                       | -7.7%                          | 4.3%                        |
| <b>*** NC {4}</b>             |  |  |  |   |                              |                                |                             |
| APPLICATIONS RECEIVED         | 318  | 274  | 355  | 292                                       | 16.1%                        | -10.4%                         | 8.9%                        |
| APPLICATIONS APPROVED         | 258  | 200  | 272  | 224                                       | 29.0%                        | -5.1%                          | 15.2%                       |
| APPLICATIONS REJECTED         | 70   | 61   | 58   | 56  | 14.8%                        | 20.7%                          | 25.0%                       |
| APPLICATIONS PENDING          | 249  | 263  | 253  | 280                                       | -5.3%                        | -1.6%                          | -11.1%                      |
| TOTAL RECIPIENTS              | 7,752                                      | 7,685                                      | 7,713  | 7,656                                     | 0.9%                         | 0.5%                           | 1.3%                        |
| RCF-II                        | 5,380                                      | 5,326                                      | 5,342  | 5,203                                     | 1.0%                         | 0.7%                           | 3.4%                        |
| SNF-ICF                       | 331  | 322  | 327  | 370                                       | 2.8%                         | 1.2%                           | -10.5%                      |
| RCF-I                         | 2,041                                      | 2,037                                      | 2,044  | 2,083                                     | 0.2%                         | -0.1%                          | -2.0%                       |
| TOTAL PAYMENTS                | \$1,905,589                                | \$1,886,425                                | \$1,891,659                                  | \$1,877,745                               | 1.0%                         | 0.7%                           | 1.5%                        |
| RCF-II                        | \$1,476,566                                | \$1,461,824                                | \$1,464,369                                  | \$1,427,731                               | 1.0%                         | 0.8%                           | 3.4%                        |
| SNF/ICF                       | \$124,361                                  | \$121,095                                  | \$122,697                                    | \$138,460                                 | 2.7%                         | 1.4%                           | -10.2%                      |
| RCF-I                         | \$304,662                                  | \$303,506                                  | \$304,593                                    | \$311,554                                 | 0.4%                         | 0.0%                           | -2.2%                       |
| REINVESTIGATIONS              | 394  | 365  | 471  | 339                                       | 7.9%                         | -16.3%                         | 16.2%                       |
| CASES CLOSED                  | 159  | 139  | 176  | 194                                       | 14.4%                        | -9.7%                          | -18.0%                      |
| <b>*** MA</b>                 |  |  |  |   |                              |                                |                             |
| APPLICATIONS RECEIVED         | 18,613                                     | 15,632                                     | 17,440                                       | 15,946                                    | 19.1%                        | 6.7%                           | 16.7%                       |
| APPLICATIONS APPROVED         | 12,915                                     | 10,911                                     | 12,527                                       | 10,994                                    | 18.4%                        | 3.1%                           | 17.5%                       |
| APPLICATIONS REJECTED         | 5,002                                      | 4,288                                      | 4,991  | 3,894                                     | 16.7%                        | 0.2%                           | 28.5%                       |
| APPLICATIONS PENDING          | 16,152                                     | 15,701                                     | 15,440                                       | 15,035                                    | 2.9%                         | 4.6%                           | 7.4%                        |
| RECIPIENTS                    | 148,974                                    | 147,822                                    | 147,745                                      | 140,113                                   | 0.8%                         | 0.8%                           | 6.3%                        |
| CASES CLOSED                  | 2,561                                      | 1,895                                      | 2,239  | 2,147                                     | 35.1%                        | 14.4%                          | 19.3%                       |
| <b>*** MA-K</b>               |  |  |  |   |                              |                                |                             |
| APPLICATIONS RECEIVED         | 301  | 223  | 285  | 297                                       | 35.0%                        | 5.6%                           | 1.3%                        |
| APPLICATIONS APPROVED - DMH   | 0  | 0  | 0  | 0   | 0.0%                         | 0.0%                           | 0.0%                        |
| APPLICATIONS APPROVED - DYS   | 63   | 28   | 62   | 49  | 125.0%                       | 1.6%                           | 28.6%                       |
| APPLICATIONS APPROVED - JCT   | 192  | 151  | 150  | 186                                       | 27.2%                        | 28.0%                          | 3.2%                        |
| APPLICATIONS REJECTED         | 82   | 41   | 73   | 68  | 100.0%                       | 12.3%                          | 20.6%                       |
| APPLICATIONS PENDING          | 53   | 90   | 87   | 106                                       | -41.1%                       | -39.1%                         | -50.0%                      |
| RECIPIENTS - DMH              | 11   | 11   | 11   | 11  | 0.0%                         | 0.0%                           | 0.0%                        |
| RECIPIENTS - DYS              | 441  | 434  | 467  | 442                                       | 1.6%                         | -5.6%                          | -0.2%                       |
| RECIPIENTS - JCT              | 953  | 886  | 883  | 916                                       | 7.6%                         | 7.9%                           | 4.0%                        |
| CASES CLOSED - DMH            | 0  | 0  | 0  | 0   | 0.0%                         | 0.0%                           | 0.0%                        |
| CASES CLOSED - DYS            | 82   | 64   | 68   | 48  | 28.1%                        | 20.6%                          | 70.8%                       |
| CASES CLOSED - JCT            | 180  | 120  | 140  | 226                                       | 50.0%                        | 28.6%                          | -20.4%                      |

TABLE 1. DETAILED OPERATING STATISTICS (1)  
OCTOBER 2001

| CASELOAD INFORMATION    | NUMBER<br>OR AMOUNT<br>THIS MONTH<br>10/01 | NUMBER<br>OR AMOUNT<br>LAST MONTH<br>09/01 | NUMBER<br>OR AMOUNT<br>2 MONTHS AGO<br>08/01 | NUMBER<br>OR AMOUNT<br>LAST YEAR<br>10/00 | CHANGE<br>FROM<br>LAST MONTH | CHANGE<br>FROM<br>2 MONTHS AGO | CHANGE<br>FROM<br>LAST YEAR |
|-------------------------|--|--|--|---|------------------------------|--------------------------------|-----------------------------|
| <b>*** REFUGEE</b>      |  |  |  |   |                              |                                |                             |
| APPLICATIONS RECEIVED   | 51   | 42   | 61   | 35  | 21.4%                        | -16.4%                         | 45.7%                       |
| APPLICATIONS APPROVED   | 54   | 29   | 72   | 34  | 86.2%                        | -25.0%                         | 58.8%                       |
| APPLICATIONS REJECTED   | 1  | 1  | 9  | 2   | 0.0%                         | -88.9%                         | -50.0%                      |
| APPLICATIONS PENDING    | 9  | 15   | 5  | 44  | -40.0%                       | 80.0%                          | -79.5%                      |
| CASES RECEIVING         | 359  | 343  | 360  | 307                                       | 4.7%                         | -0.3%                          | 16.9%                       |
| TOTAL PERSONS           | 536  | 514  | 538  | 584                                       | 4.3%                         | -0.4%                          | -8.2%                       |
| TOTAL PAYMENTS          | \$16,181                                   | \$10,669                                   | \$11,185                                     | \$11,859                                  | 51.7%                        | 44.7%                          | 36.4%                       |
| REINVESTIGATIONS        | 1  | 1  | 0  | 3   | 0.0%                         | 0.0%                           | -66.7%                      |
| CASES CLOSED            | 30   | 40   | 45   | 24  | -25.0%                       | -33.3%                         | 25.0%                       |
| <b>*** SSI ONLY</b>     |  |  |  |   |                              |                                |                             |
| RECIPIENTS              | 1,282                                      | 1,299                                      | 1,309  | 1,393                                     | -1.3%                        | -2.1%                          | -8.0%                       |
| <b>*** SSI-SP</b>       |  |  |  |   |                              |                                |                             |
| RECIPIENTS              | 469  | 478  | 489  | 578                                       | -1.9%                        | -4.1%                          | -18.9%                      |
| TOTAL PAYMENTS          | \$27,104                                   | \$27,534                                   | \$28,423                                     | \$31,349                                  | -1.6%                        | -4.6%                          | -13.5%                      |
| AVERAGE PER RECIPIENT   | \$57.79                                    | \$57.60                                    | \$58.12                                      | \$54.24                                   | 0.3%                         | -0.6%                          | 6.6%                        |
| <b>*** SP ONLY</b>      |  |  |  |   |                              |                                |                             |
| RECIPIENTS              | 151  | 152  | 153  | 181                                       | -0.7%                        | -1.3%                          | -16.6%                      |
| TOTAL PAYMENTS          | \$13,530                                   | \$13,567                                   | \$13,630                                     | \$15,072                                  | -0.3%                        | -0.7%                          | -10.2%                      |
| AVERAGE PER RECIPIENT   | \$89.60                                    | \$89.26                                    | \$89.08                                      | \$83.27                                   | 0.4%                         | 0.6%                           | 7.6%                        |
| <b>*** QMB</b>          |  |  |  |   |                              |                                |                             |
| APPLICATIONS RECEIVED   | 1,004                                      | 863  | 1,021  | 1,122                                     | 16.3%                        | -1.7%                          | -10.5%                      |
| APPLICATIONS APPROVED   | 487  | 498  | 571  | 573                                       | -2.2%                        | -14.7%                         | -15.0%                      |
| APPLICATIONS REJECTED   | 462  | 366  | 521  | 425                                       | 26.2%                        | -11.3%                         | 8.7%                        |
| APPLICATIONS PENDING    | 511  | 470  | 485  | 637                                       | 8.7%                         | 5.4%                           | -19.8%                      |
| TOTAL PERSONS           | 12,635                                     | 12,470                                     | 12,337                                       | 12,260                                    | 1.3%                         | 2.4%                           | 3.1%                        |
| REINVESTIGATIONS        | 158  | 154  | 195  | 138                                       | 2.6%                         | -19.0%                         | 14.5%                       |
| CASES CLOSED            | 2,621                                      | 2,145                                      | 2,375  | 2,189                                     | 22.2%                        | 10.4%                          | 19.7%                       |
| <b>*** SLMB</b>         |  |  |  |   |                              |                                |                             |
| APPLICATIONS RECEIVED   | 603  | 491  | 646  | 680                                       | 22.8%                        | -6.7%                          | -11.3%                      |
| APPLICATIONS APPROVED   | 240  | 208  | 264  | 218                                       | 15.4%                        | -9.1%                          | 10.1%                       |
| APPLICATIONS REJECTED   | 321  | 293  | 421  | 380                                       | 9.6%                         | -23.8%                         | -15.5%                      |
| APPLICATIONS PENDING    | 301  | 269  | 285  | 387                                       | 11.9%                        | 5.6%                           | -22.2%                      |
| TOTAL PERSONS           | 8,530                                      | 8,369                                      | 8,327  | 7,530                                     | 1.9%                         | 2.4%                           | 13.3%                       |
| REINVESTIGATIONS        | 125  | 131  | 146  | 102                                       | -4.6%                        | -14.4%                         | 22.5%                       |
| CASES CLOSED            | 1,096                                      | 923  | 1,024  | 841                                       | 18.7%                        | 7.0%                           | 30.3%                       |
| <b>*** VENDOR CASES</b> |  |  |  |   |                              |                                |                             |
| RECIPIENTS              | 29,911                                     | 29,842                                     | 29,831                                       | 30,055                                    | 0.2%                         | 0.3%                           | -0.5%                       |
| CASES CLOSED            | 1,010                                      | 867  | 958  | 919                                       | 16.5%                        | 5.4%                           | 9.9%                        |

(1) OBSERVE CAUTION IN USE OF PERCENTAGES WHEN BASE FOR COMPUTATIONS IS SMALL, ESPECIALLY IF OBSERVATIONS TOTAL LESS THAN 100. ALL PERCENTS ARE ROUNDED TO THE NEAREST TENTH OF ONE PERCENT.

(2) INCLUDES TEMPORARY ASSISTANCE-UP, GUARDIAN AND GRANDPARENTS AS FOSTER PARENTS CASES.

(3) PAYMENT DATA IS FOR INFORMATIONAL PURPOSES ONLY AND IS NOT MEANT TO PROVIDE AN AUDITABLE ACCOUNT OF EXPENDITURES.

(4) INCLUDES NC-GR AND NC-ABS RECIPIENTS AND PAYMENTS.



TABLE 2. DETAILED OPERATING STATISTICS BY AREA AND COUNTY FOR OCTOBER 2001

|                                 | AREA 1<br>ANDREW | AREA 1<br>ATCHISON | AREA 1<br>BUCHANAN | AREA 1<br>CALDWELL | AREA 1<br>CARROLL |
|---------------------------------|------------------|--------------------|--------------------|--------------------|-------------------|
| *** TEMPORARY ASSISTANCE        |                  |                    |                    |                    |                   |
| APPLICATIONS RECEIVED           | 9                | 3                  | 84                 | 10                 | 9                 |
| APPLICATIONS APPROVED           | 5                | 2                  | 64                 | 2                  | 10                |
| APPLICATIONS REJECTED           | 8                | 0                  | 21                 | 2                  | 2                 |
| APPLICATIONS PENDING            | 1                | 1                  | 38                 | 6                  | 3                 |
| FAMILIES RECEIVING CASH         | 46               | 17                 | 583                | 46                 | 58                |
| CHILDREN RECEIVING CASH         | 78               | 28                 | 1,008              | 85                 | 106               |
| TOTAL PERSONS                   | 102              | 36                 | 1,404              | 123                | 144               |
| TOTAL PAYMENTS                  | \$10,643         | \$3,834            | \$134,168          | \$11,629           | \$13,794          |
| AVERAGE PER FAMILY              | \$231.37         | \$225.53           | \$230.13           | \$252.80           | \$237.83          |
| AVERAGE PER PERSON              | \$104.34         | \$106.50           | \$95.56            | \$94.54            | \$95.79           |
| TITLE XIX ONLY CASES            | 27               | 14                 | 334                | 37                 | 78                |
| TITLE XIX ONLY PERSONS          | 83               | 53                 | 1,040              | 116                | 258               |
| TITLE XIX ONLY CHILDREN         | 50               | 27                 | 607                | 70                 | 157               |
| TITLE XIX TRANSITIONAL CASES    | 9                | 2                  | 176                | 12                 | 13                |
| TITLE XIX TRANSITIONAL PERSONS  | 24               | 5                  | 362                | 37                 | 30                |
| TITLE XIX TRANSITIONAL CHILDREN | 15               | 2                  | 162                | 22                 | 16                |
| EXTENDED TRANSITIONAL CASES     | 8                | 5                  | 51                 | 2                  | 7                 |
| EXTENDED TRANSITIONAL PERSONS   | 12               | 5                  | 55                 | 2                  | 10                |
| REINVESTIGATIONS                | 5                | 3                  | 106                | 15                 | 5                 |
| CASES CLOSED                    | 3                | 5                  | 67                 | 5                  | 5                 |
| *** TEMPORARY ASSISTANCE/UP     |                  |                    |                    |                    |                   |
| FAMILIES RECEIVING              | 1                | 0                  | 19                 | 1                  | 0                 |
| CHILDREN RECEIVING              | 2                | 0                  | 51                 | 2                  | 0                 |
| TOTAL PERSONS                   | 4                | 0                  | 78                 | 4                  | 0                 |
| TOTAL PAYMENTS                  | \$274            | \$0                | \$5,283            | \$144              | \$0               |
| AVERAGE PER FAMILY              | \$274.00         | \$0.00             | \$278.05           | \$144.00           | \$0.00            |
| AVERAGE PER PERSON              | \$68.50          | \$0.00             | \$67.73            | \$36.00            | \$0.00            |
| *** MC+                         |                  |                    |                    |                    |                   |
| APPLICATIONS RECEIVED           | 21               | 7                  | 188                | 16                 | 20                |
| APPLICATIONS APPROVED           | 14               | 6                  | 121                | 8                  | 19                |
| APPLICATIONS REJECTED           | 9                | 1                  | 48                 | 4                  | 11                |
| APPLICATIONS PENDING            | 8                | 4                  | 71                 | 5                  | 10                |
| FAMILIES RECEIVING              | 353              | 194                | 2,784              | 382                | 424               |
| CUSTODIAL PARENTS RECEIVING     | 98               | 98                 | 1,212              | 195                | 207               |
| CHILDREN RECEIVING              | 654              | 347                | 5,132              | 764                | 835               |
| REINVESTIGATIONS                | 19               | 9                  | 141                | 17                 | 15                |
| CASES CLOSED                    | 19               | 5                  | 132                | 3                  | 9                 |
| *** NON-CUSTODIAL PARENTS       |                  |                    |                    |                    |                   |
| APPLICATIONS RECEIVED           | 1                | 0                  | 2                  | 1                  | 0                 |
| APPLICATIONS APPROVED           | 1                | 0                  | 2                  | 1                  | 0                 |
| APPLICATIONS REJECTED           | 0                | 0                  | 0                  | 0                  | 0                 |
| APPLICATIONS PENDING            | 0                | 0                  | 1                  | 0                  | 0                 |
| TOTAL PERSONS RECEIVING         | 7                | 3                  | 26                 | 2                  | 1                 |
| CURRENT SUPPORT                 | 0                | 1                  | 1                  | 0                  | 1                 |
| PARENTS' FAIR SHARE             | 7                | 2                  | 25                 | 2                  | 0                 |
| REINVESTIGATIONS                | 1                | 0                  | 5                  | 0                  | 0                 |
| CASES CLOSED                    | 1                | 0                  | 3                  | 0                  | 0                 |
| *** GR-CASH                     |                  |                    |                    |                    |                   |
| APPLICATIONS RECEIVED           | 2                | 1                  | 38                 | 2                  | 3                 |
| APPLICATIONS APPROVED           | 0                | 0                  | 5                  | 0                  | 1                 |
| APPLICATIONS REJECTED           | 2                | 0                  | 27                 | 1                  | 4                 |
| APPLICATIONS PENDING            | 5                | 7                  | 59                 | 3                  | 10                |
| CASES RECEIVING                 | 3                | 3                  | 45                 | 2                  | 3                 |
| PERSONS RECEIVING               | 3                | 3                  | 45                 | 2                  | 3                 |
| CASH PAYMENTS                   | \$240            | \$240              | \$3,728            | \$160              | \$240             |
| REINVESTIGATIONS                | 0                | 0                  | 1                  | 0                  | 0                 |
| CASES CLOSED                    | 0                | 1                  | 5                  | 0                  | 1                 |
| MA-GR RECIPIENTS                | 10               | 6                  | 129                | 13                 | 13                |
| MA-GR TOTAL PAYMENTS            | \$800            | \$480              | \$10,320           | \$1,040            | \$1,040           |
| *** MPW                         |                  |                    |                    |                    |                   |
| APPLICATIONS RECEIVED           | 7                | 2                  | 83                 | 4                  | 8                 |
| APPLICATIONS APPROVED           | 5                | 2                  | 55                 | 4                  | 2                 |
| APPLICATIONS REJECTED           | 4                | 0                  | 18                 | 2                  | 2                 |
| APPLICATIONS PENDING            | 1                | 0                  | 22                 | 0                  | 4                 |
| CASES RECEIVING                 | 55               | 22                 | 348                | 21                 | 27                |
| EXTENDED WOMEN'S HEALTH         | 35               | 22                 | 246                | 29                 | 42                |
| CASES CLOSED                    | 0                | 1                  | 18                 | 1                  | 1                 |
| *** NEWBORNS                    | 43               | 27                 | 261                | 19                 | 29                |
| *** AB SUPP                     |                  |                    |                    |                    |                   |
| APPLICATIONS RECEIVED           | 1                | 1                  | 1                  | 0                  | 0                 |
| APPLICATIONS APPROVED           | 0                | 0                  | 0                  | 0                  | 0                 |
| APPLICATIONS REJECTED           | 1                | 1                  | 2                  | 1                  | 0                 |
| APPLICATIONS PENDING            | 0                | 0                  | 6                  | 1                  | 0                 |
| RECIPIENTS                      | 1                | 0                  | 20                 | 2                  | 2                 |
| TOTAL PAYMENTS                  | \$423            | \$0                | \$6,801            | \$772              | \$798             |
| CASES CLOSED                    | 0                | 0                  | 0                  | 0                  | 0                 |

TABLE 2. DETAILED OPERATING STATISTICS BY AREA AND COUNTY FOR OCTOBER 2001

|                               | AREA 1<br>ANDREW | AREA 1<br>ATCHISON | AREA 1<br>BUCHANAN | AREA 1<br>CALDWELL | AREA 1<br>CARROLL |
|-------------------------------|------------------|--------------------|--------------------|--------------------|-------------------|
| *** BP                        |                  |                    |                    |                    |                   |
| APPLICATIONS RECEIVED         | 1                | 1                  | 1                  | 1                  | 0                 |
| APPLICATIONS APPROVED         | 0                | 0                  | 1                  | 0                  | 0                 |
| APPLICATIONS REJECTED         | 0                | 1                  | 1                  | 1                  | 0                 |
| APPLICATIONS PENDING          | 0                | 0                  | 8                  | 2                  | 0                 |
| RECIPIENTS                    | 15               | 0                  | 72                 | 3                  | 6                 |
| TOTAL PAYMENTS                | \$6,345          | \$0                | \$30,431           | \$1,269            | \$2,538           |
| CASES CLOSED                  | 0                | 0                  | 2                  | 1                  | 0                 |
| *** NC                        |                  |                    |                    |                    |                   |
| APPLICATIONS RECEIVED         | 0                | 1                  | 10                 | 0                  | 0                 |
| APPLICATIONS APPROVED         | 0                | 0                  | 9                  | 0                  | 0                 |
| APPLICATIONS REJECTED         | 0                | 0                  | 0                  | 0                  | 1                 |
| APPLICATIONS PENDING          | 1                | 0                  | 8                  | 0                  | 0                 |
| RECIPIENTS                    | 9                | 0                  | 231                | 1                  | 2                 |
| RCF-II                        | 3                | 0                  | 165                | 1                  | 1                 |
| SNF-ICF                       | 5                | 0                  | 0                  | 0                  | 0                 |
| RCF-I                         | 1                | 0                  | 66                 | 0                  | 1                 |
| PAYMENTS                      | \$2,393          | \$0                | \$51,939           | \$292              | \$408             |
| RCF-II                        | \$765            | \$0                | \$42,574           | \$292              | \$252             |
| SNF/ICF                       | \$1,543          | \$0                | \$0                | \$0                | \$0               |
| RCF-I                         | \$85             | \$0                | \$9,365            | \$0                | \$156             |
| REINVESTIGATIONS              | 1                | 0                  | 7                  | 0                  | 1                 |
| CASES CLOSED                  | 1                | 0                  | 5                  | 0                  | 0                 |
| *** MA                        |                  |                    |                    |                    |                   |
| APPLICATIONS RECEIVED         | 31               | 29                 | 400                | 34                 | 36                |
| APPLICATIONS APPROVED         | 18               | 25                 | 305                | 16                 | 32                |
| APPLICATIONS REJECTED         | 9                | 9                  | 102                | 6                  | 6                 |
| APPLICATIONS PENDING          | 35               | 26                 | 306                | 25                 | 38                |
| RECIPIENTS                    | 299              | 203                | 2,797              | 219                | 352               |
| CASES CLOSED                  | 6                | 8                  | 62                 | 8                  | 2                 |
| *** MA-K                      |                  |                    |                    |                    |                   |
| APPLICATIONS RECEIVED         | 0                | 0                  | 4                  | 0                  | 0                 |
| APPLICATIONS APPROVED-DMH     | 0                | 0                  | 0                  | 0                  | 0                 |
| APPLICATIONS APPROVED-DYS/JCT | 0                | 0                  | 4                  | 0                  | 0                 |
| APPLICATIONS REJECTED         | 0                | 0                  | 1                  | 0                  | 0                 |
| APPLICATIONS PENDING          | 0                | 1                  | 0                  | 0                  | 0                 |
| RECIPIENTS - DMH              | 0                | 0                  | 0                  | 0                  | 0                 |
| RECIPIENTS - DYS/JCT          | 0                | 10                 | 47                 | 0                  | 0                 |
| CASES CLOSED - DMH            | 0                | 0                  | 0                  | 0                  | 0                 |
| CASES CLOSED - DYS/JCT        | 0                | 0                  | 4                  | 0                  | 0                 |
| *** REFUGEE                   |                  |                    |                    |                    |                   |
| APPLICATIONS RECEIVED         | 0                | 0                  | 0                  | 0                  | 0                 |
| APPLICATIONS APPROVED         | 0                | 0                  | 0                  | 0                  | 0                 |
| APPLICATIONS REJECTED         | 0                | 0                  | 0                  | 0                  | 0                 |
| APPLICATIONS PENDING          | 0                | 0                  | 0                  | 0                  | 0                 |
| CASES RECEIVING               | 0                | 0                  | 0                  | 0                  | 0                 |
| TOTAL PERSONS                 | 0                | 0                  | 0                  | 0                  | 0                 |
| TOTAL PAYMENTS                | \$0              | \$0                | \$0                | \$0                | \$0               |
| REINVESTIGATIONS              | 0                | 0                  | 0                  | 0                  | 0                 |
| CASES CLOSED                  | 0                | 0                  | 0                  | 0                  | 0                 |
| *** SSI ONLY                  |                  |                    |                    |                    |                   |
| RECIPIENTS                    | 1                | 0                  | 15                 | 0                  | 3                 |
| *** SSI-SP                    |                  |                    |                    |                    |                   |
| RECIPIENTS                    | 0                | 0                  | 9                  | 1                  | 2                 |
| TOTAL PAYMENTS                | \$0              | \$0                | \$402              | \$42               | \$620             |
| *** SP ONLY                   |                  |                    |                    |                    |                   |
| RECIPIENTS                    | 0                | 0                  | 2                  | 2                  | 0                 |
| TOTAL PAYMENTS                | \$0              | \$0                | \$210              | \$449              | \$0               |
| *** QMB                       |                  |                    |                    |                    |                   |
| APPLICATIONS RECEIVED         | 4                | 2                  | 17                 | 3                  | 3                 |
| APPLICATIONS APPROVED         | 3                | 1                  | 5                  | 1                  | 0                 |
| APPLICATIONS REJECTED         | 2                | 0                  | 7                  | 2                  | 2                 |
| APPLICATIONS PENDING          | 0                | 2                  | 8                  | 0                  | 2                 |
| TOTAL PERSONS                 | 41               | 19                 | 254                | 19                 | 23                |
| REINVESTIGATIONS              | 2                | 0                  | 7                  | 0                  | 0                 |
| CASES CLOSED                  | 4                | 6                  | 62                 | 2                  | 6                 |
| *** SLMB                      |                  |                    |                    |                    |                   |
| APPLICATIONS RECEIVED         | 4                | 1                  | 6                  | 0                  | 4                 |
| APPLICATIONS APPROVED         | 2                | 0                  | 4                  | 0                  | 1                 |
| APPLICATIONS REJECTED         | 2                | 0                  | 2                  | 0                  | 2                 |
| APPLICATIONS PENDING          | 0                | 1                  | 1                  | 0                  | 2                 |
| TOTAL PERSONS                 | 20               | 12                 | 135                | 16                 | 26                |
| REINVESTIGATIONS              | 0                | 0                  | 0                  | 0                  | 0                 |
| CASES CLOSED                  | 0                | 1                  | 24                 | 3                  | 5                 |
| *** VENDOR CASES              |                  |                    |                    |                    |                   |
| RECIPIENTS                    | 127              | 61                 | 513                | 63                 | 84                |
| CASES CLOSED                  | 5                | 0                  | 13                 | 3                  | 3                 |

TABLE 2. DETAILED OPERATING STATISTICS BY AREA AND COUNTY FOR OCTOBER 2001

|                                 | AREA 1<br>CASS | AREA 1<br>CHARITON | AREA 1<br>CLAY | AREA 1<br>CLINTON | AREA 1<br>COOPER |
|---------------------------------|----------------|--------------------|----------------|-------------------|------------------|
| *** TEMPORARY ASSISTANCE        |                |                    |                |                   |                  |
| APPLICATIONS RECEIVED           | 66             | 5                  | 132            | 16                | 19               |
| APPLICATIONS APPROVED           | 47             | 5                  | 92             | 12                | 10               |
| APPLICATIONS REJECTED           | 15             | 0                  | 40             | 5                 | 7                |
| APPLICATIONS PENDING            | 35             | 2                  | 50             | 9                 | 7                |
| FAMILIES RECEIVING CASH         | 269            | 28                 | 500            | 51                | 60               |
| CHILDREN RECEIVING CASH         | 446            | 45                 | 823            | 85                | 96               |
| TOTAL PERSONS                   | 648            | 64                 | 1,163          | 116               | 143              |
| TOTAL PAYMENTS                  | \$62,359       | \$5,883            | \$118,510      | \$12,928          | \$13,784         |
| AVERAGE PER FAMILY              | \$231.82       | \$210.11           | \$237.02       | \$253.49          | \$229.73         |
| AVERAGE PER PERSON              | \$96.23        | \$91.92            | \$101.90       | \$111.45          | \$96.39          |
| TITLE XIX ONLY CASES            | 290            | 28                 | 442            | 64                | 46               |
| TITLE XIX ONLY PERSONS          | 824            | 73                 | 1,296          | 180               | 136              |
| TITLE XIX ONLY CHILDREN         | 512            | 44                 | 762            | 124               | 94               |
| TITLE XIX TRANSITIONAL CASES    | 101            | 3                  | 145            | 11                | 18               |
| TITLE XIX TRANSITIONAL PERSONS  | 182            | 3                  | 350            | 16                | 37               |
| TITLE XIX TRANSITIONAL CHILDREN | 63             | 0                  | 184            | 4                 | 17               |
| EXTENDED TRANSITIONAL CASES     | 31             | 1                  | 25             | 3                 | 7                |
| EXTENDED TRANSITIONAL PERSONS   | 36             | 1                  | 28             | 4                 | 8                |
| REINVESTIGATIONS                | 45             | 3                  | 92             | 2                 | 4                |
| CASES CLOSED                    | 43             | 4                  | 70             | 4                 | 7                |
| *** TEMPORARY ASSISTANCE/UP     |                |                    |                |                   |                  |
| FAMILIES RECEIVING              | 4              | 0                  | 0              | 1                 | 0                |
| CHILDREN RECEIVING              | 8              | 0                  | 0              | 4                 | 0                |
| TOTAL PERSONS                   | 16             | 0                  | 0              | 7                 | 0                |
| TOTAL PAYMENTS                  | \$1,193        | \$0                | \$0            | \$431             | \$0              |
| AVERAGE PER FAMILY              | \$298.25       | \$0.00             | \$0.00         | \$431.00          | \$0.00           |
| AVERAGE PER PERSON              | \$74.56        | \$0.00             | \$0.00         | \$61.57           | \$0.00           |
| *** MC+                         |                |                    |                |                   |                  |
| APPLICATIONS RECEIVED           | 122            | 13                 | 197            | 17                | 29               |
| APPLICATIONS APPROVED           | 88             | 8                  | 140            | 14                | 17               |
| APPLICATIONS REJECTED           | 31             | 6                  | 71             | 16                | 16               |
| APPLICATIONS PENDING            | 47             | 2                  | 89             | 6                 | 13               |
| FAMILIES RECEIVING              | 1,731          | 202                | 3,171          | 496               | 445              |
| CUSTODIAL PARENTS RECEIVING     | 600            | 68                 | 1,172          | 246               | 208              |
| CHILDREN RECEIVING              | 3,216          | 359                | 5,812          | 943               | 837              |
| REINVESTIGATIONS                | 72             | 17                 | 121            | 24                | 1                |
| CASES CLOSED                    | 65             | 10                 | 114            | 12                | 12               |
| *** NON-CUSTODIAL PARENTS       |                |                    |                |                   |                  |
| APPLICATIONS RECEIVED           | 0              | 1                  | 1              | 1                 | 0                |
| APPLICATIONS APPROVED           | 0              | 1                  | 1              | 1                 | 0                |
| APPLICATIONS REJECTED           | 0              | 0                  | 0              | 0                 | 0                |
| APPLICATIONS PENDING            | 0              | 0                  | 0              | 0                 | 0                |
| TOTAL PERSONS RECEIVING         | 0              | 4                  | 15             | 5                 | 5                |
| CURRENT SUPPORT                 | 0              | 1                  | 1              | 2                 | 0                |
| PARENTS' FAIR SHARE             | 0              | 3                  | 14             | 3                 | 5                |
| REINVESTIGATIONS                | 0              | 0                  | 1              | 0                 | 0                |
| CASES CLOSED                    | 0              | 0                  | 0              | 1                 | 1                |
| *** GR-CASH                     |                |                    |                |                   |                  |
| APPLICATIONS RECEIVED           | 10             | 2                  | 26             | 2                 | 5                |
| APPLICATIONS APPROVED           | 0              | 0                  | 4              | 0                 | 1                |
| APPLICATIONS REJECTED           | 7              | 1                  | 18             | 6                 | 5                |
| APPLICATIONS PENDING            | 11             | 1                  | 53             | 5                 | 11               |
| CASES RECEIVING                 | 14             | 1                  | 17             | 5                 | 10               |
| PERSONS RECEIVING               | 14             | 1                  | 17             | 5                 | 10               |
| CASH PAYMENTS                   | \$1,120        | \$80               | \$1,360        | \$400             | \$800            |
| REINVESTIGATIONS                | 0              | 0                  | 0              | 0                 | 0                |
| CASES CLOSED                    | 3              | 0                  | 2              | 1                 | 1                |
| MA-GR RECIPIENTS                | 45             | 4                  | 76             | 16                | 13               |
| MA-GR TOTAL PAYMENTS            | \$3,576        | \$320              | \$6,080        | \$1,280           | \$992            |
| *** MPW                         |                |                    |                |                   |                  |
| APPLICATIONS RECEIVED           | 27             | 6                  | 86             | 7                 | 8                |
| APPLICATIONS APPROVED           | 22             | 9                  | 54             | 6                 | 8                |
| APPLICATIONS REJECTED           | 4              | 0                  | 44             | 4                 | 2                |
| APPLICATIONS PENDING            | 9              | 0                  | 21             | 0                 | 2                |
| CASES RECEIVING                 | 178            | 28                 | 400            | 66                | 51               |
| EXTENDED WOMEN'S HEALTH         | 186            | 15                 | 442            | 59                | 66               |
| CASES CLOSED                    | 7              | 2                  | 12             | 3                 | 1                |
| *** NEWBORNS                    | 137            | 19                 | 452            | 71                | 59               |
| *** AB SUPP                     |                |                    |                |                   |                  |
| APPLICATIONS RECEIVED           | 0              | 0                  | 1              | 0                 | 0                |
| APPLICATIONS APPROVED           | 0              | 0                  | 0              | 0                 | 0                |
| APPLICATIONS REJECTED           | 1              | 0                  | 1              | 0                 | 0                |
| APPLICATIONS PENDING            | 1              | 0                  | 2              | 0                 | 0                |
| RECIPIENTS                      | 7              | 0                  | 11             | 0                 | 1                |
| TOTAL PAYMENTS                  | \$2,405        | \$0                | \$3,891        | \$0               | \$423            |
| CASES CLOSED                    | 0              | 0                  | 0              | 0                 | 0                |

TABLE 2. DETAILED OPERATING STATISTICS BY AREA AND COUNTY FOR OCTOBER 2001

|                               | AREA 1<br>CASS | AREA 1<br>CHARITON | AREA 1<br>CLAY | AREA 1<br>CLINTON | AREA 1<br>COOPER |
|-------------------------------|----------------|--------------------|----------------|-------------------|------------------|
| *** BP                        |                |                    |                |                   |                  |
| APPLICATIONS RECEIVED         | 1              | 1                  | 1              | 0                 | 0                |
| APPLICATIONS APPROVED         | 1              | 0                  | 2              | 0                 | 0                |
| APPLICATIONS REJECTED         | 0              | 1                  | 0              | 0                 | 0                |
| APPLICATIONS PENDING          | 2              | 0                  | 4              | 0                 | 0                |
| RECIPIENTS                    | 27             | 5                  | 44             | 8                 | 6                |
| TOTAL PAYMENTS                | \$11,421       | \$2,115            | \$18,612       | \$3,384           | \$2,538          |
| CASES CLOSED                  | 2              | 0                  | 1              | 0                 | 1                |
| *** NC                        |                |                    |                |                   |                  |
| APPLICATIONS RECEIVED         | 5              | 0                  | 13             | 1                 | 0                |
| APPLICATIONS APPROVED         | 1              | 0                  | 7              | 0                 | 1                |
| APPLICATIONS REJECTED         | 0              | 0                  | 3              | 0                 | 0                |
| APPLICATIONS PENDING          | 4              | 0                  | 8              | 1                 | 1                |
| RECIPIENTS                    | 67             | 6                  | 155            | 1                 | 18               |
| RCF-II                        | 52             | 6                  | 128            | 0                 | 12               |
| SNF-ICF                       | 4              | 0                  | 0              | 0                 | 1                |
| RCF-I                         | 11             | 0                  | 27             | 1                 | 5                |
| PAYMENTS                      | \$17,087       | \$1,604            | \$39,943       | \$54              | \$4,248          |
| RCF-II                        | \$13,821       | \$1,604            | \$35,951       | \$0               | \$3,093          |
| SNF/ICF                       | \$1,550        | \$0                | \$0            | \$0               | \$390            |
| RCF-I                         | \$1,716        | \$0                | \$3,992        | \$54              | \$765            |
| REINVESTIGATIONS              | 4              | 3                  | 11             | 0                 | 0                |
| CASES CLOSED                  | 0              | 0                  | 1              | 0                 | 1                |
| *** MA                        |                |                    |                |                   |                  |
| APPLICATIONS RECEIVED         | 178            | 29                 | 325            | 42                | 43               |
| APPLICATIONS APPROVED         | 126            | 23                 | 201            | 32                | 32               |
| APPLICATIONS REJECTED         | 45             | 7                  | 112            | 13                | 11               |
| APPLICATIONS PENDING          | 125            | 12                 | 315            | 45                | 55               |
| RECIPIENTS                    | 997            | 262                | 1,827          | 278               | 387              |
| CASES CLOSED                  | 24             | 2                  | 36             | 8                 | 4                |
| *** MA-K                      |                |                    |                |                   |                  |
| APPLICATIONS RECEIVED         | 1              | 0                  | 6              | 0                 | 0                |
| APPLICATIONS APPROVED-DMH     | 0              | 0                  | 0              | 0                 | 0                |
| APPLICATIONS APPROVED-DYS/JCT | 1              | 0                  | 3              | 0                 | 0                |
| APPLICATIONS REJECTED         | 0              | 0                  | 3              | 0                 | 0                |
| APPLICATIONS PENDING          | 0              | 0                  | 0              | 0                 | 0                |
| RECIPIENTS - DMH              | 0              | 0                  | 0              | 0                 | 0                |
| RECIPIENTS - DYS/JCT          | 1              | 0                  | 25             | 0                 | 0                |
| CASES CLOSED - DMH            | 0              | 0                  | 0              | 0                 | 0                |
| CASES CLOSED - DYS/JCT        | 0              | 0                  | 6              | 0                 | 0                |
| *** REFUGEE                   |                |                    |                |                   |                  |
| APPLICATIONS RECEIVED         | 0              | 0                  | 2              | 0                 | 0                |
| APPLICATIONS APPROVED         | 0              | 0                  | 2              | 0                 | 0                |
| APPLICATIONS REJECTED         | 0              | 0                  | 0              | 0                 | 0                |
| APPLICATIONS PENDING          | 0              | 0                  | 2              | 0                 | 0                |
| CASES RECEIVING               | 0              | 0                  | 4              | 0                 | 0                |
| TOTAL PERSONS                 | 0              | 0                  | 7              | 0                 | 0                |
| TOTAL PAYMENTS                | \$0            | \$0                | \$614          | \$0               | \$0              |
| REINVESTIGATIONS              | 0              | 0                  | 0              | 0                 | 0                |
| CASES CLOSED                  | 0              | 0                  | 2              | 0                 | 0                |
| *** SSI ONLY                  |                |                    |                |                   |                  |
| RECIPIENTS                    | 4              | 4                  | 6              | 0                 | 1                |
| *** SSI-SP                    |                |                    |                |                   |                  |
| RECIPIENTS                    | 4              | 2                  | 1              | 1                 | 1                |
| TOTAL PAYMENTS                | \$146          | \$45               | \$19           | \$22              | \$10             |
| *** SP ONLY                   |                |                    |                |                   |                  |
| RECIPIENTS                    | 0              | 0                  | 0              | 0                 | 1                |
| TOTAL PAYMENTS                | \$0            | \$0                | \$0            | \$0               | \$15             |
| *** OMB                       |                |                    |                |                   |                  |
| APPLICATIONS RECEIVED         | 3              | 6                  | 27             | 3                 | 6                |
| APPLICATIONS APPROVED         | 0              | 5                  | 6              | 1                 | 2                |
| APPLICATIONS REJECTED         | 0              | 2                  | 10             | 1                 | 2                |
| APPLICATIONS PENDING          | 4              | 0                  | 18             | 1                 | 4                |
| TOTAL PERSONS                 | 118            | 32                 | 174            | 30                | 39               |
| REINVESTIGATIONS              | 0              | 0                  | 5              | 0                 | 0                |
| CASES CLOSED                  | 28             | 8                  | 42             | 8                 | 7                |
| *** SLMB                      |                |                    |                |                   |                  |
| APPLICATIONS RECEIVED         | 3              | 5                  | 12             | 1                 | 1                |
| APPLICATIONS APPROVED         | 2              | 6                  | 3              | 0                 | 2                |
| APPLICATIONS REJECTED         | 0              | 2                  | 3              | 0                 | 0                |
| APPLICATIONS PENDING          | 3              | 0                  | 7              | 0                 | 1                |
| TOTAL PERSONS                 | 68             | 25                 | 109            | 26                | 40               |
| REINVESTIGATIONS              | 0              | 2                  | 2              | 1                 | 0                |
| CASES CLOSED                  | 10             | 1                  | 15             | 5                 | 2                |
| *** VENDOR CASES              |                |                    |                |                   |                  |
| RECIPIENTS                    | 424            | 111                | 686            | 179               | 139              |
| CASES CLOSED                  | 17             | 4                  | 20             | 2                 | 3                |

TABLE 2. DETAILED OPERATING STATISTICS BY AREA AND COUNTY FOR OCTOBER 2001

|                                 | AREA 1<br>DAVISS | AREA 1<br>DE KALB | AREA 1<br>GENTRY | AREA 1<br>GRUNDY | AREA 1<br>HARRISON |
|---------------------------------|------------------|-------------------|------------------|------------------|--------------------|
| *** TEMPORARY ASSISTANCE        |                  |                   |                  |                  |                    |
| APPLICATIONS RECEIVED           | 9                | 7                 | 3                | 13               | 8                  |
| APPLICATIONS APPROVED           | 7                | 1                 | 4                | 5                | 4                  |
| APPLICATIONS REJECTED           | 2                | 2                 | 0                | 5                | 3                  |
| APPLICATIONS PENDING            | 1                | 6                 | 0                | 7                | 3                  |
| FAMILIES RECEIVING CASH         | 17               | 36                | 12               | 49               | 47                 |
| CHILDREN RECEIVING CASH         | 31               | 57                | 25               | 92               | 98                 |
| TOTAL PERSONS                   | 40               | 87                | 32               | 121              | 135                |
| TOTAL PAYMENTS                  | \$4,133          | \$8,262           | \$2,718          | \$12,100         | \$12,483           |
| AVERAGE PER FAMILY              | \$243.12         | \$229.50          | \$226.50         | \$246.94         | \$265.60           |
| AVERAGE PER PERSON              | \$103.33         | \$94.97           | \$84.94          | \$100.00         | \$92.47            |
| TITLE XIX ONLY CASES            | 55               | 25                | 20               | 76               | 39                 |
| TITLE XIX ONLY PERSONS          | 172              | 76                | 55               | 236              | 124                |
| TITLE XIX ONLY CHILDREN         | 98               | 47                | 36               | 145              | 68                 |
| TITLE XIX TRANSITIONAL CASES    | 10               | 10                | 8                | 13               | 17                 |
| TITLE XIX TRANSITIONAL PERSONS  | 25               | 19                | 17               | 19               | 39                 |
| TITLE XIX TRANSITIONAL CHILDREN | 9                | 6                 | 8                | 3                | 16                 |
| EXTENDED TRANSITIONAL CASES     | 2                | 4                 | 1                | 3                | 6                  |
| EXTENDED TRANSITIONAL PERSONS   | 2                | 4                 | 1                | 4                | 7                  |
| REINVESTIGATIONS                | 1                | 0                 | 3                | 4                | 13                 |
| CASES CLOSED                    | 7                | 7                 | 4                | 14               | 10                 |
| *** TEMPORARY ASSISTANCE/UP     |                  |                   |                  |                  |                    |
| FAMILIES RECEIVING              | 1                | 1                 | 0                | 0                | 1                  |
| CHILDREN RECEIVING              | 1                | 2                 | 0                | 0                | 2                  |
| TOTAL PERSONS                   | 3                | 4                 | 0                | 0                | 4                  |
| TOTAL PAYMENTS                  | \$292            | \$37              | \$0              | \$0              | \$341              |
| AVERAGE PER FAMILY              | \$292.00         | \$37.00           | \$0.00           | \$0.00           | \$341.00           |
| AVERAGE PER PERSON              | \$97.33          | \$9.25            | \$0.00           | \$0.00           | \$85.25            |
| *** MC+                         |                  |                   |                  |                  |                    |
| APPLICATIONS RECEIVED           | 14               | 10                | 7                | 35               | 18                 |
| APPLICATIONS APPROVED           | 15               | 10                | 6                | 17               | 14                 |
| APPLICATIONS REJECTED           | 4                | 2                 | 4                | 9                | 1                  |
| APPLICATIONS PENDING            | 2                | 7                 | 1                | 16               | 7                  |
| FAMILIES RECEIVING              | 313              | 270               | 202              | 395              | 355                |
| CUSTODIAL PARENTS RECEIVING     | 167              | 121               | 87               | 222              | 162                |
| CHILDREN RECEIVING              | 631              | 509               | 388              | 736              | 678                |
| REINVESTIGATIONS                | 13               | 10                | 16               | 15               | 26                 |
| CASES CLOSED                    | 15               | 12                | 3                | 14               | 7                  |
| *** NON-CUSTODIAL PARENTS       |                  |                   |                  |                  |                    |
| APPLICATIONS RECEIVED           | 1                | 0                 | 1                | 1                | 0                  |
| APPLICATIONS APPROVED           | 1                | 0                 | 1                | 1                | 0                  |
| APPLICATIONS REJECTED           | 0                | 0                 | 0                | 0                | 0                  |
| APPLICATIONS PENDING            | 0                | 0                 | 0                | 0                | 0                  |
| TOTAL PERSONS RECEIVING         | 3                | 1                 | 1                | 9                | 1                  |
| CURRENT SUPPORT                 | 0                | 0                 | 0                | 2                | 0                  |
| PARENTS' FAIR SHARE             | 3                | 1                 | 1                | 7                | 1                  |
| REINVESTIGATIONS                | 0                | 1                 | 0                | 0                | 0                  |
| CASES CLOSED                    | 0                | 0                 | 0                | 0                | 0                  |
| *** GR-CASH                     |                  |                   |                  |                  |                    |
| APPLICATIONS RECEIVED           | 3                | 1                 | 1                | 8                | 1                  |
| APPLICATIONS APPROVED           | 0                | 0                 | 0                | 2                | 0                  |
| APPLICATIONS REJECTED           | 2                | 2                 | 0                | 3                | 1                  |
| APPLICATIONS PENDING            | 4                | 1                 | 1                | 13               | 3                  |
| CASES RECEIVING                 | 2                | 5                 | 0                | 2                | 3                  |
| PERSONS RECEIVING               | 2                | 5                 | 0                | 2                | 3                  |
| CASH PAYMENTS                   | \$160            | \$400             | \$0              | \$80             | \$240              |
| REINVESTIGATIONS                | 0                | 0                 | 0                | 0                | 0                  |
| CASES CLOSED                    | 0                | 1                 | 0                | 0                | 0                  |
| MA-GR RECIPIENTS                | 9                | 6                 | 6                | 23               | 15                 |
| MA-GR TOTAL PAYMENTS            | \$720            | \$480             | \$480            | \$1,840          | \$1,174            |
| *** MPW                         |                  |                   |                  |                  |                    |
| APPLICATIONS RECEIVED           | 2                | 2                 | 3                | 7                | 4                  |
| APPLICATIONS APPROVED           | 2                | 1                 | 2                | 1                | 4                  |
| APPLICATIONS REJECTED           | 2                | 0                 | 1                | 2                | 1                  |
| APPLICATIONS PENDING            | 0                | 1                 | 0                | 4                | 0                  |
| CASES RECEIVING                 | 42               | 28                | 14               | 35               | 32                 |
| EXTENDED WOMEN'S HEALTH         | 35               | 28                | 14               | 23               | 31                 |
| CASES CLOSED                    | 1                | 0                 | 0                | 3                | 1                  |
| *** NEWBORNS                    | 38               | 33                | 21               | 14               | 20                 |
| *** AB SUPP                     |                  |                   |                  |                  |                    |
| APPLICATIONS RECEIVED           | 0                | 0                 | 0                | 1                | 0                  |
| APPLICATIONS APPROVED           | 0                | 1                 | 0                | 0                | 0                  |
| APPLICATIONS REJECTED           | 0                | 0                 | 1                | 1                | 0                  |
| APPLICATIONS PENDING            | 0                | 2                 | 0                | 0                | 0                  |
| RECIPIENTS                      | 2                | 3                 | 0                | 3                | 0                  |
| TOTAL PAYMENTS                  | \$846            | \$580             | \$0              | \$1,112          | \$0                |
| CASES CLOSED                    | 0                | 0                 | 0                | 0                | 0                  |

TABLE 2. DETAILED OPERATING STATISTICS BY AREA AND COUNTY FOR OCTOBER 2001

|                               | AREA 1<br>DAVISS | AREA 1<br>DE KALB | AREA 1<br>GENTRY | AREA 1<br>GRUNDY | AREA 1<br>HARRISON |
|-------------------------------|------------------|-------------------|------------------|------------------|--------------------|
| *** BP                        |                  |                   |                  |                  |                    |
| APPLICATIONS RECEIVED         | 1                | 0                 | 0                | 1                | 0                  |
| APPLICATIONS APPROVED         | 0                | 0                 | 0                | 0                | 0                  |
| APPLICATIONS REJECTED         | 1                | 0                 | 1                | 1                | 0                  |
| APPLICATIONS PENDING          | 0                | 2                 | 0                | 0                | 0                  |
| RECIPIENTS                    | 5                | 9                 | 3                | 1                | 3                  |
| TOTAL PAYMENTS                | \$2,115          | \$3,807           | \$1,269          | \$423            | \$1,269            |
| CASES CLOSED                  | 1                | 0                 | 0                | 0                | 0                  |
| *** NC                        |                  |                   |                  |                  |                    |
| APPLICATIONS RECEIVED         | 0                | 0                 | 0                | 0                | 0                  |
| APPLICATIONS APPROVED         | 0                | 2                 | 0                | 0                | 0                  |
| APPLICATIONS REJECTED         | 0                | 0                 | 0                | 0                | 0                  |
| APPLICATIONS PENDING          | 0                | 1                 | 0                | 0                | 0                  |
| RECIPIENTS                    | 4                | 30                | 1                | 17               | 7                  |
| RCF-II                        | 3                | 28                | 1                | 7                | 6                  |
| SNF-ICF                       | 0                | 0                 | 0                | 0                | 0                  |
| RCF-I                         | 1                | 2                 | 0                | 10               | 1                  |
| PAYMENTS                      | \$912            | \$8,482           | \$292            | \$3,204          | \$1,721            |
| RCF-II                        | -\$756           | \$8,170           | \$292            | \$1,750          | \$1,565            |
| SNF/ICF                       | \$0              | \$0               | \$0              | \$0              | \$0                |
| RCF-I                         | \$156            | \$312             | \$0              | \$1,454          | \$156              |
| REINVESTIGATIONS              | 0                | 0                 | 0                | 0                | 1                  |
| CASES CLOSED                  | 0                | 0                 | 0                | 0                | 0                  |
| *** MA                        |                  |                   |                  |                  |                    |
| APPLICATIONS RECEIVED         | 50               | 38                | 43               | 48               | 51                 |
| APPLICATIONS APPROVED         | 33               | 34                | 32               | 40               | 44                 |
| APPLICATIONS REJECTED         | 11               | 10                | 4                | 12               | 13                 |
| APPLICATIONS PENDING          | 25               | 35                | 13               | 41               | 33                 |
| RECIPIENTS                    | 196              | 308               | 238              | 437              | 330                |
| CASES CLOSED                  | 8                | 8                 | 6                | 11               | 6                  |
| *** MA-K                      |                  |                   |                  |                  |                    |
| APPLICATIONS RECEIVED         | 0                | 0                 | 0                | 0                | 0                  |
| APPLICATIONS APPROVED-DMH     | 0                | 0                 | 0                | 0                | 0                  |
| APPLICATIONS APPROVED-DYS/JCT | 0                | 0                 | 0                | 0                | 0                  |
| APPLICATIONS REJECTED         | 0                | 0                 | 0                | 0                | 0                  |
| APPLICATIONS PENDING          | 0                | 0                 | 0                | 0                | 0                  |
| RECIPIENTS - DMH              | 0                | 0                 | 0                | 0                | 0                  |
| RECIPIENTS - DYS/JCT          | 0                | 0                 | 0                | 0                | 0                  |
| CASES CLOSED - DMH            | 0                | 0                 | 0                | 0                | 0                  |
| CASES CLOSED - DYS/JCT        | 0                | 0                 | 0                | 0                | 0                  |
| *** REFUGEE                   |                  |                   |                  |                  |                    |
| APPLICATIONS RECEIVED         | 0                | 0                 | 0                | 0                | 0                  |
| APPLICATIONS APPROVED         | 0                | 0                 | 0                | 0                | 0                  |
| APPLICATIONS REJECTED         | 0                | 0                 | 0                | 0                | 0                  |
| APPLICATIONS PENDING          | 0                | 0                 | 0                | 0                | 0                  |
| CASES RECEIVING               | 0                | 0                 | 0                | 0                | 0                  |
| TOTAL PERSONS                 | 0                | 0                 | 0                | 0                | 0                  |
| TOTAL PAYMENTS                | \$0              | \$0               | \$0              | \$0              | \$0                |
| REINVESTIGATIONS              | 0                | 0                 | 0                | 0                | 0                  |
| CASES CLOSED                  | 0                | 0                 | 0                | 0                | 0                  |
| *** SSI ONLY                  |                  |                   |                  |                  |                    |
| RECIPIENTS                    | 1                | 1                 | 2                | 3                | 3                  |
| *** SSI-SP                    |                  |                   |                  |                  |                    |
| RECIPIENTS                    | 1                | 0                 | 0                | 1                | 3                  |
| TOTAL PAYMENTS                | \$19             | \$0               | \$0              | \$26             | \$28               |
| *** SP ONLY                   |                  |                   |                  |                  |                    |
| RECIPIENTS                    | 0                | 0                 | 0                | 0                | 0                  |
| TOTAL PAYMENTS                | \$0              | \$0               | \$0              | \$0              | \$0                |
| *** QMB                       |                  |                   |                  |                  |                    |
| APPLICATIONS RECEIVED         | 3                | 1                 | 0                | 4                | 0                  |
| APPLICATIONS APPROVED         | 1                | 0                 | 1                | 2                | 0                  |
| APPLICATIONS REJECTED         | 2                | 1                 | 0                | 0                | 0                  |
| APPLICATIONS PENDING          | 0                | 1                 | 0                | 3                | 0                  |
| TOTAL PERSONS                 | 20               | 17                | 22               | 41               | 45                 |
| REINVESTIGATIONS              | 0                | 1                 | 1                | 2                | 1                  |
| CASES CLOSED                  | 5                | 5                 | 3                | 10               | 12                 |
| *** SLMB                      |                  |                   |                  |                  |                    |
| APPLICATIONS RECEIVED         | 2                | 2                 | 0                | 4                | 0                  |
| APPLICATIONS APPROVED         | 2                | 1                 | 0                | 0                | 0                  |
| APPLICATIONS REJECTED         | 0                | 0                 | 1                | 4                | 0                  |
| APPLICATIONS PENDING          | 0                | 1                 | 0                | 3                | 0                  |
| TOTAL PERSONS                 | 14               | 25                | 16               | 43               | 35                 |
| REINVESTIGATIONS              | 0                | 2                 | 0                | 0                | 0                  |
| CASES CLOSED                  | 2                | 4                 | 3                | 13               | 6                  |
| *** VENDOR CASES              |                  |                   |                  |                  |                    |
| RECIPIENTS                    | 37               | 97                | 99               | 125              | 118                |
| CASES CLOSED                  | 0                | 1                 | 3                | 2                | 4                  |

TABLE 2. DETAILED OPERATING STATISTICS BY AREA AND COUNTY FOR OCTOBER 2001

|                                 | AREA 1<br>HOLT | AREA 1<br>HOWARD | AREA 1<br>JOHNSON | AREA 1<br>LAFAYETTE | AREA 1<br>LINN |
|---------------------------------|----------------|------------------|-------------------|---------------------|----------------|
| *** TEMPORARY ASSISTANCE        |                |                  |                   |                     |                |
| APPLICATIONS RECEIVED           | 4              | 11               | 55                | 33                  | 21             |
| APPLICATIONS APPROVED           | 3              | 10               | 24                | 22                  | 15             |
| APPLICATIONS REJECTED           | 0              | 0                | 17                | 4                   | 6              |
| APPLICATIONS PENDING            | 2              | 2                | 36                | 18                  | 8              |
| FAMILIES RECEIVING CASH         | 17             | 51               | 221               | 141                 | 75             |
| CHILDREN RECEIVING CASH         | 29             | 87               | 360               | 232                 | 138            |
| TOTAL PERSONS                   | 38             | 125              | 519               | 327                 | 194            |
| TOTAL PAYMENTS                  | \$3,567        | \$10,963         | \$51,062          | \$30,747            | \$19,947       |
| AVERAGE PER FAMILY              | \$209.82       | \$214.96         | \$231.05          | \$218.06            | \$265.96       |
| AVERAGE PER PERSON              | \$93.87        | \$87.70          | \$98.39           | \$94.03             | \$102.82       |
| TITLE XIX ONLY CASES            | 7              | 30               | 209               | 131                 | 83             |
| TITLE XIX ONLY PERSONS          | 27             | 92               | 616               | 426                 | 249            |
| TITLE XIX ONLY CHILDREN         | 15             | 53               | 353               | 260                 | 151            |
| TITLE XIX TRANSITIONAL CASES    | 4              | 13               | 46                | 35                  | 24             |
| TITLE XIX TRANSITIONAL PERSONS  | 6              | 19               | 79                | 56                  | 40             |
| TITLE XIX TRANSITIONAL CHILDREN | 1              | 2                | 27                | 16                  | 11             |
| EXTENDED TRANSITIONAL CASES     | 2              | 4                | 16                | 15                  | 8              |
| EXTENDED TRANSITIONAL PERSONS   | 2              | 5                | 20                | 16                  | 10             |
| REINVESTIGATIONS                | 3              | 5                | 30                | 10                  | 21             |
| CASES CLOSED                    | 1              | 7                | 29                | 17                  | 14             |
| *** TEMPORARY ASSISTANCE/UP     |                |                  |                   |                     |                |
| FAMILIES RECEIVING              | 0              | 1                | 5                 | 1                   | 2              |
| CHILDREN RECEIVING              | 0              | 3                | 11                | 1                   | 3              |
| TOTAL PERSONS                   | 0              | 5                | 21                | 3                   | 7              |
| TOTAL PAYMENTS                  | \$0            | \$388            | \$1,563           | \$290               | \$634          |
| AVERAGE PER FAMILY              | \$0.00         | \$388.00         | \$312.60          | \$290.00            | \$317.00       |
| AVERAGE PER PERSON              | \$0.00         | \$77.60          | \$74.43           | \$96.67             | \$90.57        |
| *** MC+                         |                |                  |                   |                     |                |
| APPLICATIONS RECEIVED           | 14             | 20               | 69                | 49                  | 37             |
| APPLICATIONS APPROVED           | 8              | 12               | 45                | 33                  | 29             |
| APPLICATIONS REJECTED           | 2              | 9                | 21                | 10                  | 5              |
| APPLICATIONS PENDING            | 6              | 6                | 35                | 25                  | 13             |
| FAMILIES RECEIVING              | 188            | 348              | 1,209             | 976                 | 492            |
| CUSTODIAL PARENTS RECEIVING     | 73             | 169              | 492               | 389                 | 213            |
| CHILDREN RECEIVING              | 372            | 652              | 2,223             | 1,800               | 975            |
| REINVESTIGATIONS                | 4              | 18               | 35                | 21                  | 24             |
| CASES CLOSED                    | 5              | 13               | 45                | 29                  | 23             |
| *** NON-CUSTODIAL PARENTS       |                |                  |                   |                     |                |
| APPLICATIONS RECEIVED           | 0              | 0                | 1                 | 0                   | 1              |
| APPLICATIONS APPROVED           | 0              | 0                | 1                 | 0                   | 1              |
| APPLICATIONS REJECTED           | 0              | 0                | 0                 | 0                   | 0              |
| APPLICATIONS PENDING            | 0              | 0                | 0                 | 0                   | 0              |
| TOTAL PERSONS RECEIVING         | 1              | 1                | 6                 | 5                   | 6              |
| CURRENT SUPPORT                 | 0              | 0                | 1                 | 0                   | 1              |
| PARENTS* FAIR SHARE             | 1              | 1                | 5                 | 5                   | 5              |
| REINVESTIGATIONS                | 0              | 0                | 2                 | 1                   | 0              |
| CASES CLOSED                    | 0              | 0                | 0                 | 0                   | 1              |
| *** GR-CASH                     |                |                  |                   |                     |                |
| APPLICATIONS RECEIVED           | 2              | 1                | 13                | 16                  | 6              |
| APPLICATIONS APPROVED           | 0              | 0                | 0                 | 1                   | 1              |
| APPLICATIONS REJECTED           | 1              | 2                | 18                | 10                  | 5              |
| APPLICATIONS PENDING            | 3              | 1                | 24                | 24                  | 13             |
| CASES RECEIVING                 | 3              | 0                | 19                | 14                  | 3              |
| PERSONS RECEIVING               | 3              | 0                | 19                | 14                  | 3              |
| CASH PAYMENTS                   | \$240          | \$0              | \$1,360           | \$1,120             | \$240          |
| REINVESTIGATIONS                | 0              | 0                | 0                 | 0                   | 0              |
| CASES CLOSED                    | 0              | 0                | 2                 | 1                   | 1              |
| MA-GR RECIPIENTS                | 2              | 7                | 36                | 34                  | 18             |
| MA-GR TOTAL PAYMENTS            | \$160          | \$560            | \$2,880           | \$2,720             | \$1,440        |
| *** NPW                         |                |                  |                   |                     |                |
| APPLICATIONS RECEIVED           | 0              | 7                | 29                | 14                  | 3              |
| APPLICATIONS APPROVED           | 1              | 6                | 16                | 6                   | 2              |
| APPLICATIONS REJECTED           | 0              | 0                | 15                | 8                   | 0              |
| APPLICATIONS PENDING            | 0              | 2                | 13                | 5                   | 1              |
| CASES RECEIVING                 | 10             | 32               | 135               | 90                  | 49             |
| EXTENDED WOMEN'S HEALTH         | 19             | 30               | 159               | 104                 | 45             |
| CASES CLOSED                    | 0              | 1                | 6                 | 2                   | 0              |
| *** NEWBORNS                    |                |                  |                   |                     |                |
| APPLICATIONS RECEIVED           | 18             | 21               | 174               | 101                 | 63             |
| *** AB SUPP                     |                |                  |                   |                     |                |
| APPLICATIONS RECEIVED           | 0              | 0                | 1                 | 0                   | 1              |
| APPLICATIONS APPROVED           | 0              | 0                | 0                 | 0                   | 0              |
| APPLICATIONS REJECTED           | 0              | 0                | 3                 | 1                   | 1              |
| APPLICATIONS PENDING            | 0              | 0                | 1                 | 1                   | 1              |
| RECIPIENTS                      | 1              | 2                | 4                 | 6                   | 5              |
| TOTAL PAYMENTS                  | \$393          | \$384            | \$1,197           | \$2,538             | \$1,742        |
| CASES CLOSED                    | 0              | 0                | 0                 | 0                   | 0              |

TABLE 2. DETAILED OPERATING STATISTICS BY AREA AND COUNTY FOR OCTOBER 2001

|                               | AREA 1<br>HOLT | AREA 1<br>HOWARD | AREA 1<br>JOHNSON | AREA 1<br>LAFAYETTE | AREA 1<br>LINN |
|-------------------------------|----------------|------------------|-------------------|---------------------|----------------|
| *** BP                        |                |                  |                   |                     |                |
| APPLICATIONS RECEIVED         | 0              | 0                | 0                 | 0                   | 1              |
| APPLICATIONS APPROVED         | 0              | 0                | 2                 | 0                   | 0              |
| APPLICATIONS REJECTED         | 0              | 0                | 0                 | 1                   | 1              |
| APPLICATIONS PENDING          | 0              | 0                | 1                 | 1                   | 1              |
| RECIPIENTS                    | 5              | 5                | 18                | 14                  | 10             |
| TOTAL PAYMENTS                | \$2,115        | \$2,115          | \$7,614           | \$5,922             | \$4,230        |
| CASES CLOSED                  | 1              | 0                | 0                 | 0                   | 0              |
| *** NC                        |                |                  |                   |                     |                |
| APPLICATIONS RECEIVED         | 0              | 0                | 1                 | 2                   | 0              |
| APPLICATIONS APPROVED         | 0              | 0                | 0                 | 0                   | 0              |
| APPLICATIONS REJECTED         | 0              | 0                | 0                 | 0                   | 0              |
| APPLICATIONS PENDING          | 0              | 0                | 2                 | 2                   | 0              |
| RECIPIENTS                    | 1              | 43               | 28                | 12                  | 17             |
| RCF-II                        | 0              | 40               | 12                | 4                   | 12             |
| SNF-ICF                       | 0              | 0                | 1                 | 0                   | 1              |
| RCF-I                         | 1              | 3                | 15                | 8                   | 4              |
| PAYMENTS                      | \$156          | \$11,370         | \$5,907           | \$2,416             | \$4,302        |
| RCF-II                        | \$0            | \$11,008         | \$3,262           | \$1,168             | \$3,504        |
| SNF/ICF                       | \$0            | \$0              | \$390             | \$0                 | \$174          |
| RCF-I                         | \$156          | \$362            | \$2,255           | \$1,248             | \$624          |
| REINVESTIGATIONS              | 0              | 2                | 2                 | 0                   | 1              |
| CASES CLOSED                  | 0              | 0                | 0                 | 0                   | 0              |
| *** MA                        |                |                  |                   |                     |                |
| APPLICATIONS RECEIVED         | 34             | 33               | 106               | 113                 | 79             |
| APPLICATIONS APPROVED         | 17             | 21               | 66                | 88                  | 42             |
| APPLICATIONS REJECTED         | 10             | 13               | 29                | 19                  | 13             |
| APPLICATIONS PENDING          | 26             | 18               | 105               | 84                  | 42             |
| RECIPIENTS                    | 171            | 308              | 835               | 756                 | 468            |
| CASES CLOSED                  | 3              | 4                | 14                | 13                  | 9              |
| *** MA-K                      |                |                  |                   |                     |                |
| APPLICATIONS RECEIVED         | 0              | 0                | 0                 | 3                   | 0              |
| APPLICATIONS APPROVED-DMH     | 0              | 0                | 0                 | 0                   | 0              |
| APPLICATIONS APPROVED-DYS/JCT | 0              | 0                | 0                 | 0                   | 0              |
| APPLICATIONS REJECTED         | 0              | 0                | 0                 | 3                   | 0              |
| APPLICATIONS PENDING          | 0              | 0                | 0                 | 0                   | 0              |
| RECIPIENTS - DMH              | 0              | 0                | 0                 | 0                   | 0              |
| RECIPIENTS - DYS/JCT          | 0              | 0                | 0                 | 0                   | 1              |
| CASES CLOSED - DMH            | 0              | 0                | 0                 | 0                   | 0              |
| CASES CLOSED - DYS/JCT        | 0              | 0                | 0                 | 0                   | 0              |
| *** REFUGEE                   |                |                  |                   |                     |                |
| APPLICATIONS RECEIVED         | 0              | 0                | 0                 | 0                   | 0              |
| APPLICATIONS APPROVED         | 0              | 0                | 0                 | 0                   | 0              |
| APPLICATIONS REJECTED         | 0              | 0                | 0                 | 0                   | 0              |
| APPLICATIONS PENDING          | 0              | 0                | 0                 | 0                   | 0              |
| CASES RECEIVING               | 0              | 0                | 0                 | 0                   | 0              |
| TOTAL PERSONS                 | 0              | 0                | 0                 | 0                   | 0              |
| TOTAL PAYMENTS                | \$0            | \$0              | \$0               | \$0                 | \$0            |
| REINVESTIGATIONS              | 0              | 0                | 0                 | 0                   | 0              |
| CASES CLOSED                  | 0              | 0                | 0                 | 0                   | 0              |
| *** SSI ONLY                  |                |                  |                   |                     |                |
| RECIPIENTS                    | 3              | 1                | 5                 | 2                   | 0              |
| *** SSI-SP                    |                |                  |                   |                     |                |
| RECIPIENTS                    | 0              | 3                | 0                 | 3                   | 1              |
| TOTAL PAYMENTS                | \$0            | \$134            | \$0               | \$133               | \$4            |
| *** SP ONLY                   |                |                  |                   |                     |                |
| RECIPIENTS                    | 0              | 0                | 0                 | 1                   | 1              |
| TOTAL PAYMENTS                | \$0            | \$0              | \$0               | \$34                | \$16           |
| *** QMB                       |                |                  |                   |                     |                |
| APPLICATIONS RECEIVED         | 3              | 2                | 4                 | 4                   | 11             |
| APPLICATIONS APPROVED         | 0              | 2                | 1                 | 4                   | 5              |
| APPLICATIONS REJECTED         | 2              | 0                | 0                 | 2                   | 4              |
| APPLICATIONS PENDING          | 3              | 0                | 3                 | 2                   | 6              |
| TOTAL PERSONS                 | 8              | 27               | 54                | 71                  | 74             |
| REINVESTIGATIONS              | 0              | 1                | 0                 | 0                   | 1              |
| CASES CLOSED                  | 3              | 8                | 18                | 15                  | 17             |
| *** SLMB                      |                |                  |                   |                     |                |
| APPLICATIONS RECEIVED         | 3              | 0                | 6                 | 4                   | 10             |
| APPLICATIONS APPROVED         | 2              | 0                | 0                 | 2                   | 1              |
| APPLICATIONS REJECTED         | 0              | 0                | 0                 | 3                   | 6              |
| APPLICATIONS PENDING          | 3              | 0                | 6                 | 0                   | 6              |
| TOTAL PERSONS                 | 20             | 15               | 49                | 42                  | 55             |
| REINVESTIGATIONS              | 0              | 0                | 0                 | 0                   | 1              |
| CASES CLOSED                  | 2              | 1                | 8                 | 5                   | 4              |
| *** VENDOR CASES              |                |                  |                   |                     |                |
| RECIPIENTS                    | 59             | 52               | 176               | 347                 | 124            |
| CASES CLOSED                  | 2              | 1                | 4                 | 5                   | 4              |



TABLE 2. DETAILED OPERATING STATISTICS BY AREA AND COUNTY FOR OCTOBER 2001

|                                 | AREA 1<br>LIVINGSTON | AREA 1<br>MERCER | AREA 1<br>NODAWAY | AREA 1<br>PETTIS | AREA 1<br>PLATTE |
|---------------------------------|----------------------|------------------|-------------------|------------------|------------------|
| *** TEMPORARY ASSISTANCE        |                      |                  |                   |                  |                  |
| APPLICATIONS RECEIVED           | 12                   | 3                | 13                | 67               | 31               |
| APPLICATIONS APPROVED           | 9                    | 4                | 7                 | 45               | 25               |
| APPLICATIONS REJECTED           | 2                    | 0                | 5                 | 28               | 10               |
| APPLICATIONS PENDING            | 4                    | 1                | 3                 | 33               | 4                |
| FAMILIES RECEIVING CASH         | 47                   | 13               | 38                | 284              | 162              |
| CHILDREN RECEIVING CASH         | 75                   | 21               | 64                | 546              | 283              |
| TOTAL PERSONS                   | 104                  | 29               | 86                | 745              | 396              |
| TOTAL PAYMENTS                  | \$9,809              | \$2,919          | \$7,823           | \$68,007         | \$40,825         |
| AVERAGE PER FAMILY              | \$208.70             | \$224.54         | \$205.87          | \$239.46         | \$252.01         |
| AVERAGE PER PERSON              | \$94.32              | \$100.66         | \$90.97           | \$91.28          | \$103.09         |
| TITLE XIX ONLY CASES            | 69                   | 12               | 26                | 230              | 129              |
| TITLE XIX ONLY PERSONS          | 201                  | 34               | 81                | 647              | 388              |
| TITLE XIX ONLY CHILDREN         | 123                  | 19               | 42                | 405              | 224              |
| TITLE XIX TRANSITIONAL CASES    | 43                   | 10               | 20                | 73               | 65               |
| TITLE XIX TRANSITIONAL PERSONS  | 87                   | 21               | 37                | 154              | 132              |
| TITLE XIX TRANSITIONAL CHILDREN | 29                   | 11               | 12                | 69               | 60               |
| EXTENDED TRANSITIONAL CASES     | 8                    | 4                | 4                 | 7                | 14               |
| EXTENDED TRANSITIONAL PERSONS   | 9                    | 4                | 5                 | 8                | 19               |
| REINVESTIGATIONS                | 12                   | 2                | 11                | 55               | 14               |
| CASES CLOSED                    | 13                   | 3                | 7                 | 39               | 30               |
| *** TEMPORARY ASSISTANCE/UP     |                      |                  |                   |                  |                  |
| FAMILIES RECEIVING              | 0                    | 1                | 1                 | 4                | 0                |
| CHILDREN RECEIVING              | 0                    | 1                | 2                 | 10               | 0                |
| TOTAL PERSONS                   | 0                    | 1                | 2                 | 17               | 0                |
| TOTAL PAYMENTS                  | \$0                  | \$219            | \$0               | \$1,130          | \$0              |
| AVERAGE PER FAMILY              | \$0.00               | \$219.00         | \$0.00            | \$282.50         | \$0.00           |
| AVERAGE PER PERSON              | \$0.00               | \$219.00         | \$0.00            | \$66.47          | \$0.00           |
| *** MC+                         |                      |                  |                   |                  |                  |
| APPLICATIONS RECEIVED           | 29                   | 7                | 19                | 117              | 82               |
| APPLICATIONS APPROVED           | 24                   | 3                | 18                | 79               | 59               |
| APPLICATIONS REJECTED           | 5                    | 3                | 4                 | 40               | 21               |
| APPLICATIONS PENDING            | 7                    | 4                | 6                 | 55               | 29               |
| FAMILIES RECEIVING              | 437                  | 107              | 358               | 1,465            | 997              |
| CUSTODIAL PARENTS RECEIVING     | 186                  | 58               | 123               | 616              | 287              |
| CHILDREN RECEIVING              | 880                  | 199              | 650               | 2,652            | 1,732            |
| REINVESTIGATIONS                | 33                   | 3                | 11                | 72               | 42               |
| CASES CLOSED                    | 15                   | 4                | 22                | 73               | 45               |
| *** NON-CUSTODIAL PARENTS       |                      |                  |                   |                  |                  |
| APPLICATIONS RECEIVED           | 2                    | 0                | 0                 | 1                | 1                |
| APPLICATIONS APPROVED           | 2                    | 0                | 1                 | 0                | 1                |
| APPLICATIONS REJECTED           | 0                    | 0                | 0                 | 0                | 0                |
| APPLICATIONS PENDING            | 0                    | 0                | 0                 | 1                | 0                |
| TOTAL PERSONS RECEIVING         | 15                   | 0                | 5                 | 7                | 3                |
| CURRENT SUPPORT                 | 1                    | 0                | 0                 | 1                | 0                |
| PARENTS' FAIR SHARE             | 14                   | 0                | 5                 | 6                | 3                |
| REINVESTIGATIONS                | 1                    | 0                | 0                 | 1                | 0                |
| CASES CLOSED                    | 1                    | 0                | 0                 | 0                | 0                |
| *** GR-CASH                     |                      |                  |                   |                  |                  |
| APPLICATIONS RECEIVED           | 6                    | 1                | 3                 | 22               | 8                |
| APPLICATIONS APPROVED           | 1                    | 1                | 0                 | 1                | 0                |
| APPLICATIONS REJECTED           | 4                    | 0                | 3                 | 19               | 8                |
| APPLICATIONS PENDING            | 11                   | 2                | 6                 | 32               | 12               |
| CASES RECEIVING                 | 6                    | 2                | 1                 | 15               | 1                |
| PERSONS RECEIVING               | 6                    | 2                | 1                 | 15               | 1                |
| CASH PAYMENTS                   | \$480                | \$160            | \$80              | \$1,200          | \$80             |
| REINVESTIGATIONS                | 0                    | 0                | 0                 | 2                | 0                |
| CASES CLOSED                    | 1                    | 1                | 0                 | 5                | 0                |
| MA-GR RECIPIENTS                | 20                   | 2                | 6                 | 56               | 27               |
| MA-GR TOTAL PAYMENTS            | \$1,550              | \$160            | \$462             | \$4,412          | \$2,160          |
| *** HPW                         |                      |                  |                   |                  |                  |
| APPLICATIONS RECEIVED           | 7                    | 1                | 10                | 37               | 23               |
| APPLICATIONS APPROVED           | 10                   | 2                | 5                 | 30               | 16               |
| APPLICATIONS REJECTED           | 0                    | 0                | 4                 | 10               | 8                |
| APPLICATIONS PENDING            | 1                    | 0                | 1                 | 9                | 9                |
| CASES RECEIVING                 | 55                   | 15               | 43                | 173              | 109              |
| EXTENDED WOMEN'S HEALTH         | 48                   | 8                | 30                | 117              | 99               |
| CASES CLOSED                    | 1                    | 0                | 6                 | 10               | 4                |
| *** NEWBORNS                    | 45                   | 12               | 35                | 135              | 105              |
| *** AB SUPP                     |                      |                  |                   |                  |                  |
| APPLICATIONS RECEIVED           | 1                    | 0                | 0                 | 0                | 0                |
| APPLICATIONS APPROVED           | 0                    | 0                | 0                 | 0                | 0                |
| APPLICATIONS REJECTED           | 1                    | 1                | 0                 | 1                | 0                |
| APPLICATIONS PENDING            | 3                    | 0                | 0                 | 0                | 0                |
| RECIPIENTS                      | 2                    | 1                | 3                 | 2                | 2                |
| TOTAL PAYMENTS                  | \$642                | \$423            | \$899             | \$514            | \$846            |
| CASES CLOSED                    | 0                    | 0                | 0                 | 0                | 0                |

TABLE 2. DETAILED OPERATING STATISTICS BY AREA AND COUNTY FOR OCTOBER 2001

|                               | AREA 1<br>LIVINGSTON | AREA 1<br>MERCER | AREA 1<br>NODAWAY | AREA 1<br>PETTIS | AREA 1<br>PLATTE |
|-------------------------------|----------------------|------------------|-------------------|------------------|------------------|
| <b>MMH BP</b>                 |                      |                  |                   |                  |                  |
| APPLICATIONS RECEIVED         | 1                    | 0                | 0                 | 0                | 0                |
| APPLICATIONS APPROVED         | 0                    | 0                | 0                 | 1                | 1                |
| APPLICATIONS REJECTED         | 1                    | 1                | 0                 | 0                | 0                |
| APPLICATIONS PENDING          | 2                    | 0                | 0                 | 0                | 0                |
| RECIPIENTS                    | 12                   | 2                | 4                 | 41               | 7                |
| TOTAL PAYMENTS                | \$5,076              | \$846            | \$1,692           | \$17,343         | \$2,961          |
| CASES CLOSED                  | 1                    | 0                | 0                 | 0                | 0                |
| <b>MMH NC</b>                 |                      |                  |                   |                  |                  |
| APPLICATIONS RECEIVED         | 1                    | 1                | 3                 | 6                | 6                |
| APPLICATIONS APPROVED         | 2                    | 1                | 1                 | 2                | 3                |
| APPLICATIONS REJECTED         | 0                    | 0                | 0                 | 1                | 1                |
| APPLICATIONS PENDING          | 0                    | 0                | 2                 | 3                | 3                |
| RECIPIENTS                    | 67                   | 15               | 13                | 99               | 57               |
| RCF-II                        | 42                   | 9                | 4                 | 54               | 33               |
| SNF-ICF                       | 19                   | 2                | 0                 | 0                | 0                |
| RCF-I                         | 6                    | 4                | 9                 | 45               | 24               |
| PAYMENTS                      | \$19,229             | \$3,089          | \$2,265           | \$20,873         | \$13,306         |
| RCF-II                        | \$10,883             | \$2,063          | \$1,142           | \$14,020         | \$9,562          |
| SNF/ICF                       | \$7,410              | \$402            | \$0               | \$0              | \$0              |
| RCF-I                         | \$936                | \$624            | \$1,123           | \$6,853          | \$3,744          |
| REINVESTIGATIONS              | 2                    | 2                | 1                 | 8                | 0                |
| CASES CLOSED                  | 1                    | 0                | 1                 | 3                | 1                |
| <b>MMH MA</b>                 |                      |                  |                   |                  |                  |
| APPLICATIONS RECEIVED         | 57                   | 12               | 72                | 166              | 96               |
| APPLICATIONS APPROVED         | 45                   | 6                | 53                | 121              | 78               |
| APPLICATIONS REJECTED         | 17                   | 5                | 19                | 46               | 23               |
| APPLICATIONS PENDING          | 44                   | 10               | 36                | 168              | 106              |
| RECIPIENTS                    | 432                  | 126              | 384               | 1,200            | 572              |
| CASES CLOSED                  | 9                    | 5                | 7                 | 34               | 20               |
| <b>MMH MA-K</b>               |                      |                  |                   |                  |                  |
| APPLICATIONS RECEIVED         | 0                    | 0                | 0                 | 0                | 0                |
| APPLICATIONS APPROVED-DMH     | 0                    | 0                | 0                 | 0                | 0                |
| APPLICATIONS APPROVED-DYS/JCT | 0                    | 0                | 0                 | 0                | 0                |
| APPLICATIONS REJECTED         | 0                    | 0                | 0                 | 0                | 0                |
| APPLICATIONS PENDING          | 0                    | 0                | 0                 | 0                | 0                |
| RECIPIENTS - DMH              | 0                    | 0                | 1                 | 1                | 0                |
| RECIPIENTS - DYS/JCT          | 0                    | 0                | 0                 | 1                | 0                |
| CASES CLOSED - DMH            | 0                    | 0                | 0                 | 0                | 0                |
| CASES CLOSED - DYS/JCT        | 0                    | 0                | 0                 | 1                | 0                |
| <b>MMH REFUGEE</b>            |                      |                  |                   |                  |                  |
| APPLICATIONS RECEIVED         | 0                    | 0                | 0                 | 0                | 0                |
| APPLICATIONS APPROVED         | 0                    | 0                | 0                 | 0                | 0                |
| APPLICATIONS REJECTED         | 0                    | 0                | 0                 | 0                | 0                |
| APPLICATIONS PENDING          | 0                    | 0                | 0                 | 0                | 0                |
| CASES RECEIVING               | 0                    | 0                | 0                 | 0                | 0                |
| TOTAL PERSONS                 | 0                    | 0                | 0                 | 0                | 0                |
| TOTAL PAYMENTS                | \$0                  | \$0              | \$0               | \$0              | \$0              |
| REINVESTIGATIONS              | 0                    | 0                | 0                 | 0                | 0                |
| CASES CLOSED                  | 0                    | 0                | 0                 | 0                | 0                |
| <b>MMH SSI ONLY</b>           |                      |                  |                   |                  |                  |
| RECIPIENTS                    | 3                    | 0                | 10                | 10               | 2                |
| <b>MMH SSI-SP</b>             |                      |                  |                   |                  |                  |
| RECIPIENTS                    | 1                    | 0                | 4                 | 2                | 1                |
| TOTAL PAYMENTS                | \$60                 | \$0              | \$571             | \$40             | \$42             |
| <b>MMH SP ONLY</b>            |                      |                  |                   |                  |                  |
| RECIPIENTS                    | 2                    | 0                | 0                 | 1                | 0                |
| TOTAL PAYMENTS                | \$476                | \$0              | \$0               | \$21             | \$0              |
| <b>MMH QMB</b>                |                      |                  |                   |                  |                  |
| APPLICATIONS RECEIVED         | 3                    | 2                | 3                 | 18               | 21               |
| APPLICATIONS APPROVED         | 3                    | 0                | 3                 | 7                | 2                |
| APPLICATIONS REJECTED         | 2                    | 1                | 0                 | 9                | 18               |
| APPLICATIONS PENDING          | 2                    | 1                | 0                 | 9                | 11               |
| TOTAL PERSONS                 | 50                   | 13               | 74                | 130              | 56               |
| REINVESTIGATIONS              | 0                    | 0                | 4                 | 2                | 3                |
| CASES CLOSED                  | 13                   | 4                | 16                | 21               | 14               |
| <b>MMH SLMB</b>               |                      |                  |                   |                  |                  |
| APPLICATIONS RECEIVED         | 1                    | 0                | 0                 | 14               | 18               |
| APPLICATIONS APPROVED         | 3                    | 0                | 0                 | 7                | 2                |
| APPLICATIONS REJECTED         | 0                    | 0                | 0                 | 7                | 17               |
| APPLICATIONS PENDING          | 0                    | 0                | 0                 | 5                | 8                |
| TOTAL PERSONS                 | 52                   | 13               | 22                | 97               | 34               |
| REINVESTIGATIONS              | 3                    | 0                | 0                 | 1                | 1                |
| CASES CLOSED                  | 1                    | 1                | 7                 | 18               | 8                |
| <b>MMH VENDOR CASES</b>       |                      |                  |                   |                  |                  |
| RECIPIENTS                    | 135                  | 14               | 110               | 239              | 260              |
| CASES CLOSED                  | 3                    | 1                | 1                 | 7                | 12               |

TABLE 2. DETAILED OPERATING STATISTICS BY AREA AND COUNTY FOR OCTOBER 2001

|                                 | AREA 1<br>WORTH | AREA 2<br>ADAIR | AREA 2<br>AUDRAIN | AREA 2<br>BOONE | AREA 2<br>CALLANAY |
|---------------------------------|-----------------|-----------------|-------------------|-----------------|--------------------|
| *** TEMPORARY ASSISTANCE        |                 |                 |                   |                 |                    |
| APPLICATIONS RECEIVED           | 4               | 20              | 23                | 108             | 34                 |
| APPLICATIONS APPROVED           | 3               | 16              | 13                | 74              | 19                 |
| APPLICATIONS REJECTED           | 2               | 7               | 5                 | 22              | 8                  |
| APPLICATIONS PENDING            | 0               | 7               | 10                | 53              | 24                 |
| FAMILIES RECEIVING CASH         | 9               | 112             | 165               | 1,007           | 241                |
| CHILDREN RECEIVING CASH         | 17              | 189             | 293               | 1,793           | 457                |
| TOTAL PERSONS                   | 24              | 277             | 419               | 2,534           | 643                |
| TOTAL PAYMENTS                  | \$2,285         | \$28,556        | \$38,795          | \$236,756       | \$58,315           |
| AVERAGE PER FAMILY              | \$253.89        | \$254.96        | \$235.12          | \$235.11        | \$241.97           |
| AVERAGE PER PERSON              | \$95.21         | \$103.09        | \$92.59           | \$93.43         | \$90.69            |
| TITLE XIX ONLY CASES            | 12              | 143             | 88                | 646             | 124                |
| TITLE XIX ONLY PERSONS          | 34              | 458             | 279               | 1,867           | 386                |
| TITLE XIX ONLY CHILDREN         | 21              | 255             | 168               | 1,096           | 225                |
| TITLE XIX TRANSITIONAL CASES    | 4               | 32              | 39                | 167             | 49                 |
| TITLE XIX TRANSITIONAL PERSONS  | 4               | 62              | 72                | 282             | 99                 |
| TITLE XIX TRANSITIONAL CHILDREN | 0               | 29              | 28                | 101             | 43                 |
| EXTENDED TRANSITIONAL CASES     | 3               | 9               | 10                | 97              | 9                  |
| EXTENDED TRANSITIONAL PERSONS   | 5               | 10              | 11                | 101             | 11                 |
| REINVESTIGATIONS                | 2               | 22              | 14                | 185             | 32                 |
| CASES CLOSED                    | 0               | 30              | 18                | 103             | 31                 |
| *** TEMPORARY ASSISTANCE/UP     |                 |                 |                   |                 |                    |
| FAMILIES RECEIVING              | 0               | 5               | 1                 | 15              | 4                  |
| CHILDREN RECEIVING              | 0               | 12              | 2                 | 32              | 17                 |
| TOTAL PERSONS                   | 0               | 20              | 4                 | 60              | 24                 |
| TOTAL PAYMENTS                  | \$0             | \$1,601         | \$262             | \$3,822         | \$1,275            |
| AVERAGE PER FAMILY              | \$0.00          | \$320.20        | \$262.00          | \$254.80        | \$318.75           |
| AVERAGE PER PERSON              | \$0.00          | \$80.05         | \$65.50           | \$63.70         | \$53.13            |
| *** MC*                         |                 |                 |                   |                 |                    |
| APPLICATIONS RECEIVED           | 5               | 43              | 49                | 194             | 69                 |
| APPLICATIONS APPROVED           | 4               | 43              | 38                | 116             | 46                 |
| APPLICATIONS REJECTED           | 1               | 6               | 6                 | 64              | 17                 |
| APPLICATIONS PENDING            | 0               | 4               | 12                | 74              | 29                 |
| FAMILIES RECEIVING              | 93              | 682             | 833               | 3,768           | 1,436              |
| CUSTODIAL PARENTS RECEIVING     | 24              | 348             | 323               | 1,627           | 650                |
| CHILDREN RECEIVING              | 167             | 1,233           | 1,529             | 6,803           | 2,629              |
| REINVESTIGATIONS                | 7               | 39              | 34                | 88              | 33                 |
| CASES CLOSED                    | 4               | 21              | 18                | 85              | 30                 |
| *** NON-CUSTODIAL PARENTS       |                 |                 |                   |                 |                    |
| APPLICATIONS RECEIVED           | 0               | 2               | 2                 | 0               | 1                  |
| APPLICATIONS APPROVED           | 0               | 1               | 2                 | 0               | 1                  |
| APPLICATIONS REJECTED           | 0               | 1               | 0                 | 0               | 0                  |
| APPLICATIONS PENDING            | 0               | 0               | 0                 | 0               | 0                  |
| TOTAL PERSONS RECEIVING         | 1               | 11              | 5                 | 30              | 13                 |
| CURRENT SUPPORT                 | 0               | 3               | 0                 | 1               | 1                  |
| PARENTS' FAIR SHARE             | 1               | 8               | 5                 | 29              | 12                 |
| REINVESTIGATIONS                | 0               | 0               | 0                 | 0               | 0                  |
| CASES CLOSED                    | 1               | 0               | 0                 | 5               | 2                  |
| *** GR-CASH                     |                 |                 |                   |                 |                    |
| APPLICATIONS RECEIVED           | 0               | 13              | 11                | 64              | 10                 |
| APPLICATIONS APPROVED           | 0               | 2               | 1                 | 5               | 0                  |
| APPLICATIONS REJECTED           | 2               | 10              | 6                 | 38              | 9                  |
| APPLICATIONS PENDING            | 1               | 16              | 19                | 75              | 11                 |
| CASES RECEIVING                 | 0               | 14              | 15                | 56              | 17                 |
| PERSONS RECEIVING               | 0               | 14              | 15                | 56              | 17                 |
| CASH PAYMENTS                   | \$0             | \$1,120         | \$1,120           | \$4,400         | \$1,280            |
| REINVESTIGATIONS                | 0               | 0               | 0                 | 1               | 1                  |
| CASES CLOSED                    | 0               | 1               | 1                 | 8               | 1                  |
| MA-GR RECIPIENTS                | 0               | 21              | 22                | 84              | 32                 |
| MA-GR TOTAL PAYMENTS            | \$0             | \$1,680         | \$1,760           | \$6,720         | \$2,560            |
| *** HPW                         |                 |                 |                   |                 |                    |
| APPLICATIONS RECEIVED           | 5               | 20              | 12                | 49              | 26                 |
| APPLICATIONS APPROVED           | 5               | 19              | 9                 | 33              | 22                 |
| APPLICATIONS REJECTED           | 0               | 5               | 2                 | 11              | 3                  |
| APPLICATIONS PENDING            | 0               | 4               | 2                 | 16              | 10                 |
| CASES RECEIVING                 | 16              | 100             | 68                | 334             | 113                |
| EXTENDED WOMEN'S HEALTH         | 5               | 57              | 77                | 308             | 133                |
| CASES CLOSED                    | 2               | 6               | 7                 | 18              | 5                  |
| *** NEWBORNS                    |                 |                 |                   |                 |                    |
| APPLICATIONS RECEIVED           | 1               | 91              | 75                | 186             | 100                |
| *** AB SUPP                     |                 |                 |                   |                 |                    |
| APPLICATIONS RECEIVED           | 0               | 1               | 0                 | 1               | 2                  |
| APPLICATIONS APPROVED           | 0               | 0               | 0                 | 0               | 0                  |
| APPLICATIONS REJECTED           | 0               | 0               | 0                 | 2               | 1                  |
| APPLICATIONS PENDING            | 0               | 1               | 0                 | 4               | 2                  |
| RECIPIENTS                      | 0               | 1               | 3                 | 13              | 8                  |
| TOTAL PAYMENTS                  | \$0             | \$423           | \$1,017           | \$4,957         | \$1,856            |
| CASES CLOSED                    | 0               | 0               | 0                 | 0               | 0                  |

TABLE 2. DETAILED OPERATING STATISTICS BY AREA AND COUNTY FOR OCTOBER 2001

|                               | AREA 1<br>WORTH | AREA 2<br>ADAIR | AREA 2<br>AUDRAIN | AREA 2<br>BODNE | AREA 2<br>CALLANAY |
|-------------------------------|-----------------|-----------------|-------------------|-----------------|--------------------|
| *** BP                        |                 |                 |                   |                 |                    |
| APPLICATIONS RECEIVED         | 0               | 1               | 0                 | 1               | 0                  |
| APPLICATIONS APPROVED         | 0               | 0               | 0                 | 2               | 0                  |
| APPLICATIONS REJECTED         | 0               | 0               | 0                 | 0               | 1                  |
| APPLICATIONS PENDING          | 0               | 1               | 0                 | 4               | 0                  |
| RECIPIENTS                    | 2               | 7               | 10                | 43              | 18                 |
| TOTAL PAYMENTS                | \$846           | \$2,961         | \$4,230           | \$18,164        | \$7,614            |
| CASES CLOSED                  | 0               | 0               | 0                 | 0               | 0                  |
| *** NC                        |                 |                 |                   |                 |                    |
| APPLICATIONS RECEIVED         | 0               | 2               | 2                 | 6               | 3                  |
| APPLICATIONS APPROVED         | 0               | 1               | 2                 | 1               | 5                  |
| APPLICATIONS REJECTED         | 0               | 1               | 0                 | 0               | 0                  |
| APPLICATIONS PENDING          | 0               | 1               | 1                 | 5               | 4                  |
| RECIPIENTS                    | 2               | 25              | 54                | 118             | 68                 |
| RCF-II                        | 2               | 19              | 45                | 70              | 41                 |
| SNF-ICF                       | 0               | 0               | 1                 | 4               | 1                  |
| RCF-I                         | 0               | 6               | 8                 | 44              | 26                 |
| PAYMENTS                      | \$584           | \$5,880         | \$13,315          | \$26,205        | \$15,070           |
| RCF-II                        | \$584           | \$4,951         | \$11,883          | \$18,044        | \$10,847           |
| SNF/ICF                       | \$0             | \$0             | \$390             | \$1,560         | \$390              |
| RCF-I                         | \$0             | \$929           | \$1,042           | \$6,601         | \$3,833            |
| REINVESTIGATIONS              | 0               | 1               | 2                 | 6               | 1                  |
| CASES CLOSED                  | 0               | 3               | 0                 | 2               | 2                  |
| *** MA                        |                 |                 |                   |                 |                    |
| APPLICATIONS RECEIVED         | 16              | 100             | 98                | 509             | 133                |
| APPLICATIONS APPROVED         | 14              | 76              | 77                | 347             | 122                |
| APPLICATIONS REJECTED         | 5               | 29              | 27                | 128             | 36                 |
| APPLICATIONS PENDING          | 8               | 67              | 106               | 329             | 107                |
| RECIPIENTS                    | 78              | 797             | 654               | 2,658           | 927                |
| CASES CLOSED                  | 4               | 18              | 10                | 35              | 22                 |
| *** MA-K                      |                 |                 |                   |                 |                    |
| APPLICATIONS RECEIVED         | 0               | 5               | 3                 | 26              | 2                  |
| APPLICATIONS APPROVED-DMH     | 0               | 0               | 0                 | 0               | 0                  |
| APPLICATIONS APPROVED-DYS/JCT | 0               | 5               | 2                 | 15              | 1                  |
| APPLICATIONS REJECTED         | 0               | 0               | 0                 | 13              | 1                  |
| APPLICATIONS PENDING          | 0               | 0               | 1                 | 0               | 0                  |
| RECIPIENTS - DMH              | 0               | 1               | 0                 | 0               | 0                  |
| RECIPIENTS - DYS/JCT          | 0               | 42              | 17                | 40              | 16                 |
| CASES CLOSED - DMH            | 0               | 0               | 0                 | 0               | 0                  |
| CASES CLOSED - DYS/JCT        | 0               | 7               | 5                 | 17              | 2                  |
| *** REFUGEE                   |                 |                 |                   |                 |                    |
| APPLICATIONS RECEIVED         | 0               | 0               | 0                 | 1               | 0                  |
| APPLICATIONS APPROVED         | 0               | 0               | 0                 | 1               | 0                  |
| APPLICATIONS REJECTED         | 0               | 0               | 0                 | 0               | 0                  |
| APPLICATIONS PENDING          | 0               | 0               | 0                 | 0               | 0                  |
| CASES RECEIVING               | 0               | 0               | 0                 | 12              | 0                  |
| TOTAL PERSONS                 | 0               | 0               | 0                 | 21              | 0                  |
| TOTAL PAYMENTS                | \$0             | \$0             | \$0               | \$876           | \$0                |
| REINVESTIGATIONS              | 0               | 0               | 0                 | 0               | 0                  |
| CASES CLOSED                  | 0               | 0               | 0                 | 1               | 0                  |
| *** SSI ONLY                  |                 |                 |                   |                 |                    |
| RECIPIENTS                    | 0               | 9               | 3                 | 8               | 3                  |
| *** SSI-SP                    |                 |                 |                   |                 |                    |
| RECIPIENTS                    | 0               | 1               | 4                 | 1               | 2                  |
| TOTAL PAYMENTS                | \$0             | \$5             | \$90              | \$128           | \$21               |
| *** SP ONLY                   |                 |                 |                   |                 |                    |
| RECIPIENTS                    | 0               | 0               | 2                 | 0               | 1                  |
| TOTAL PAYMENTS                | \$0             | \$0             | \$118             | \$0             | \$62               |
| *** QMB                       |                 |                 |                   |                 |                    |
| APPLICATIONS RECEIVED         | 0               | 6               | 4                 | 22              | 5                  |
| APPLICATIONS APPROVED         | 0               | 5               | 2                 | 9               | 5                  |
| APPLICATIONS REJECTED         | 0               | 0               | 1                 | 8               | 4                  |
| APPLICATIONS PENDING          | 0               | 4               | 1                 | 11              | 0                  |
| TOTAL PERSONS                 | 9               | 55              | 69                | 207             | 111                |
| REINVESTIGATIONS              | 0               | 0               | 1                 | 3               | 0                  |
| CASES CLOSED                  | 3               | 14              | 17                | 71              | 27                 |
| *** SLMB                      |                 |                 |                   |                 |                    |
| APPLICATIONS RECEIVED         | 0               | 1               | 1                 | 12              | 1                  |
| APPLICATIONS APPROVED         | 0               | 0               | 0                 | 6               | 2                  |
| APPLICATIONS REJECTED         | 0               | 1               | 0                 | 5               | 4                  |
| APPLICATIONS PENDING          | 0               | 0               | 1                 | 5               | 0                  |
| TOTAL PERSONS                 | 8               | 25              | 30                | 120             | 79                 |
| REINVESTIGATIONS              | 3               | 1               | 0                 | 1               | 0                  |
| CASES CLOSED                  | 3               | 0               | 9                 | 32              | 16                 |
| *** VENDOR CASES              |                 |                 |                   |                 |                    |
| RECIPIENTS                    | 29              | 158             | 137               | 368             | 145                |
| CASES CLOSED                  | 0               | 9               | 2                 | 12              | 3                  |

TABLE 2. DETAILED OPERATING STATISTICS BY AREA AND COUNTY FOR OCTOBER 2001

|                                 | AREA 2<br>CLARK | AREA 2<br>COLE | AREA 2<br>FRANKLIN | AREA 2<br>GASCONADE | AREA 2<br>JEFFERSON |
|---------------------------------|-----------------|----------------|--------------------|---------------------|---------------------|
| *** TEMPORARY ASSISTANCE        |                 |                |                    |                     |                     |
| APPLICATIONS RECEIVED           | 8               | 60             | 76                 | 15                  | 192                 |
| APPLICATIONS APPROVED           | 7               | 32             | 64                 | 9                   | 134                 |
| APPLICATIONS REJECTED           | 3               | 12             | 6                  | 3                   | 64                  |
| APPLICATIONS PENDING            | 3               | 35             | 15                 | 5                   | 64                  |
| FAMILIES RECEIVING CASH         | 37              | 296            | 305                | 38                  | 798                 |
| CHILDREN RECEIVING CASH         | 64              | 570            | 545                | 61                  | 1,356               |
| TOTAL PERSONS                   | 92              | 767            | 746                | 89                  | 1,989               |
| TOTAL PAYMENTS                  | \$9,994         | \$69,153       | \$74,003           | \$8,966             | \$192,742           |
| AVERAGE PER FAMILY              | \$270.11        | \$233.63       | \$242.63           | \$235.95            | \$241.53            |
| AVERAGE PER PERSON              | \$108.63        | \$90.16        | \$99.20            | \$100.74            | \$96.90             |
| TITLE XIX ONLY CASES            | 33              | 258            | 551                | 54                  | 1,013               |
| TITLE XIX ONLY PERSONS          | 110             | 799            | 1,698              | 168                 | 2,948               |
| TITLE XIX ONLY CHILDREN         | 62              | 468            | 1,012              | 100                 | 1,723               |
| TITLE XIX TRANSITIONAL CASES    | 9               | 77             | 175                | 28                  | 221                 |
| TITLE XIX TRANSITIONAL PERSONS  | 20              | 157            | 349                | 51                  | 430                 |
| TITLE XIX TRANSITIONAL CHILDREN | 7               | 72             | 127                | 11                  | 169                 |
| EXTENDED TRANSITIONAL CASES     | 5               | 11             | 36                 | 4                   | 85                  |
| EXTENDED TRANSITIONAL PERSONS   | 5               | 12             | 46                 | 6                   | 101                 |
| REINVESTIGATIONS                | 0               | 107            | 131                | 5                   | 145                 |
| CASES CLOSED                    | 7               | 37             | 68                 | 8                   | 114                 |
| *** TEMPORARY ASSISTANCE/UP     |                 |                |                    |                     |                     |
| FAMILIES RECEIVING              | 3               | 6              | 2                  | 0                   | 16                  |
| CHILDREN RECEIVING              | 7               | 16             | 6                  | 0                   | 42                  |
| TOTAL PERSONS                   | 13              | 22             | 8                  | 0                   | 64                  |
| TOTAL PAYMENTS                  | \$1,072         | \$1,695        | \$723              | \$0                 | \$5,062             |
| AVERAGE PER FAMILY              | \$357.33        | \$282.50       | \$361.50           | \$0.00              | \$316.38            |
| AVERAGE PER PERSON              | \$82.46         | \$77.05        | \$90.38            | \$0.00              | \$79.09             |
| *** MC+                         |                 |                |                    |                     |                     |
| APPLICATIONS RECEIVED           | 21              | 71             | 121                | 25                  | 284                 |
| APPLICATIONS APPROVED           | 21              | 50             | 99                 | 13                  | 199                 |
| APPLICATIONS REJECTED           | 5               | 26             | 38                 | 9                   | 100                 |
| APPLICATIONS PENDING            | 5               | 40             | 30                 | 10                  | 86                  |
| FAMILIES RECEIVING              | 298             | 1,480          | 2,257              | 362                 | 4,582               |
| CUSTODIAL PARENTS RECEIVING     | 158             | 585            | 938                | 151                 | 2,206               |
| CHILDREN RECEIVING              | 590             | 2,630          | 4,070              | 679                 | 8,254               |
| REINVESTIGATIONS                | 14              | 43             | 188                | 18                  | 250                 |
| CASES CLOSED                    | 10              | 34             | 94                 | 18                  | 166                 |
| *** NON-CUSTODIAL PARENTS       |                 |                |                    |                     |                     |
| APPLICATIONS RECEIVED           | 0               | 2              | 1                  | 0                   | 5                   |
| APPLICATIONS APPROVED           | 0               | 1              | 0                  | 0                   | 3                   |
| APPLICATIONS REJECTED           | 0               | 2              | 1                  | 0                   | 0                   |
| APPLICATIONS PENDING            | 0               | 1              | 0                  | 0                   | 2                   |
| TOTAL PERSONS RECEIVING         | 3               | 15             | 11                 | 5                   | 35                  |
| CURRENT SUPPORT                 | 1               | 1              | 0                  | 0                   | 2                   |
| PARENTS' FAIR SHARE             | 2               | 14             | 11                 | 5                   | 33                  |
| REINVESTIGATIONS                | 0               | 0              | 0                  | 0                   | 0                   |
| CASES CLOSED                    | 1               | 2              | 2                  | 1                   | 3                   |
| *** GR-CASH                     |                 |                |                    |                     |                     |
| APPLICATIONS RECEIVED           | 4               | 27             | 20                 | 5                   | 61                  |
| APPLICATIONS APPROVED           | 0               | 3              | 4                  | 1                   | 7                   |
| APPLICATIONS REJECTED           | 3               | 20             | 9                  | 7                   | 53                  |
| APPLICATIONS PENDING            | 3               | 45             | 21                 | 5                   | 69                  |
| CASES RECEIVING                 | 4               | 24             | 24                 | 7                   | 68                  |
| PERSONS RECEIVING               | 4               | 24             | 24                 | 7                   | 68                  |
| CASH PAYMENTS                   | \$320           | \$1,920        | \$1,840            | \$480               | \$5,280             |
| REINVESTIGATIONS                | 0               | 0              | 1                  | 0                   | 3                   |
| CASES CLOSED                    | 0               | 1              | 4                  | 2                   | 5                   |
| MA-GR RECIPIENTS                | 1               | 38             | 24                 | 9                   | 66                  |
| MA-GR TOTAL PAYMENTS            | \$80            | \$3,040        | \$1,920            | \$720               | \$5,280             |
| *** HPW                         |                 |                |                    |                     |                     |
| APPLICATIONS RECEIVED           | 4               | 24             | 50                 | 8                   | 71                  |
| APPLICATIONS APPROVED           | 3               | 12             | 37                 | 7                   | 54                  |
| APPLICATIONS REJECTED           | 0               | 6              | 5                  | 2                   | 21                  |
| APPLICATIONS PENDING            | 2               | 11             | 14                 | 3                   | 20                  |
| CASES RECEIVING                 | 20              | 119            | 255                | 47                  | 425                 |
| EXTENDED WOMEN'S HEALTH         | 21              | 157            | 193                | 42                  | 490                 |
| CASES CLOSED                    | 0               | 4              | 13                 | 1                   | 15                  |
| *** NEWBORNS                    | 8               | 127            | 172                | 42                  | 385                 |
| *** AB SUPP                     |                 |                |                    |                     |                     |
| APPLICATIONS RECEIVED           | 0               | 1              | 1                  | 0                   | 2                   |
| APPLICATIONS APPROVED           | 0               | 0              | 0                  | 0                   | 1                   |
| APPLICATIONS REJECTED           | 0               | 1              | 0                  | 0                   | 2                   |
| APPLICATIONS PENDING            | 0               | 2              | 1                  | 1                   | 3                   |
| RECIPIENTS                      | 1               | 6              | 4                  | 1                   | 13                  |
| TOTAL PAYMENTS                  | \$423           | \$1,719        | \$1,398            | \$423               | \$4,147             |
| CASES CLOSED                    | 0               | 0              | 0                  | 0                   | 1                   |

TABLE 2. DETAILED OPERATING STATISTICS BY AREA AND COUNTY FOR OCTOBER 2001

|                               | AREA 2<br>CLARK | AREA 2<br>COLE | AREA 2<br>FRANKLIN | AREA 2<br>GASCONADE | AREA 2<br>JEFFERSON |
|-------------------------------|-----------------|----------------|--------------------|---------------------|---------------------|
| *** BP                        |                 |                |                    |                     |                     |
| APPLICATIONS RECEIVED         | 0               | 2              | 1                  | 0                   | 1                   |
| APPLICATIONS APPROVED         | 0               | 1              | 0                  | 0                   | 0                   |
| APPLICATIONS REJECTED         | 0               | 0              | 0                  | 0                   | 2                   |
| APPLICATIONS PENDING          | 0               | 3              | 1                  | 1                   | 3                   |
| RECIPIENTS                    | 3               | 25             | 43                 | 3                   | 59                  |
| TOTAL PAYMENTS                | \$1,269         | \$10,575       | \$18,189           | \$1,269             | \$24,957            |
| CASES CLOSED                  | 0               | 1              | 0                  | 0                   | 0                   |
| *** NC                        |                 |                |                    |                     |                     |
| APPLICATIONS RECEIVED         | 0               | 3              | 1                  | 0                   | 18                  |
| APPLICATIONS APPROVED         | 0               | 3              | 1                  | 0                   | 14                  |
| APPLICATIONS REJECTED         | 0               | 1              | 0                  | 0                   | 9                   |
| APPLICATIONS PENDING          | 0               | 7              | 1                  | 0                   | 14                  |
| RECIPIENTS                    | 5               | 100            | 61                 | 17                  | 372                 |
| RCF-II                        | 4               | 68             | 42                 | 2                   | 184                 |
| SNF-ICF                       | 0               | 3              | 9                  | 0                   | 7                   |
| RCF-I                         | 1               | 29             | 10                 | 15                  | 181                 |
| PAYMENTS                      | \$1,211         | \$23,927       | \$16,494           | \$2,854             | \$78,217            |
| RCF-II                        | \$1,055         | \$18,410       | \$11,650           | \$584               | \$49,070            |
| SNF/ICF                       | \$0             | \$1,170        | \$3,412            | \$0                 | \$1,568             |
| RCF-I                         | \$156           | \$4,347        | \$1,432            | \$2,270             | \$27,579            |
| REINVESTIGATIONS              | 0               | 0              | 3                  | 2                   | 3                   |
| CASES CLOSED                  | 0               | 2              | 0                  | 0                   | 4                   |
| *** MA                        |                 |                |                    |                     |                     |
| APPLICATIONS RECEIVED         | 38              | 223            | 200                | 47                  | 390                 |
| APPLICATIONS APPROVED         | 32              | 133            | 126                | 37                  | 232                 |
| APPLICATIONS REJECTED         | 6               | 65             | 42                 | 9                   | 136                 |
| APPLICATIONS PENDING          | 16              | 229            | 156                | 30                  | 339                 |
| RECIPIENTS                    | 260             | 1,157          | 1,592              | 316                 | 2,567               |
| CASES CLOSED                  | 2               | 17             | 18                 | 11                  | 32                  |
| *** MA-K                      |                 |                |                    |                     |                     |
| APPLICATIONS RECEIVED         | 0               | 0              | 1                  | 0                   | 21                  |
| APPLICATIONS APPROVED-DMH     | 0               | 0              | 0                  | 0                   | 0                   |
| APPLICATIONS APPROVED-DYS/JCT | 0               | 2              | 0                  | 0                   | 14                  |
| APPLICATIONS REJECTED         | 0               | 0              | 0                  | 0                   | 5                   |
| APPLICATIONS PENDING          | 0               | 0              | 1                  | 0                   | 5                   |
| RECIPIENTS - DMH              | 0               | 0              | 0                  | 0                   | 0                   |
| RECIPIENTS - DYS/JCT          | 1               | 26             | 8                  | 0                   | 26                  |
| CASES CLOSED - DMH            | 0               | 0              | 0                  | 0                   | 0                   |
| CASES CLOSED - DYS/JCT        | 0               | 5              | 2                  | 0                   | 9                   |
| *** REFUGEE                   |                 |                |                    |                     |                     |
| APPLICATIONS RECEIVED         | 0               | 0              | 0                  | 0                   | 0                   |
| APPLICATIONS APPROVED         | 0               | 0              | 0                  | 0                   | 0                   |
| APPLICATIONS REJECTED         | 0               | 0              | 0                  | 0                   | 0                   |
| APPLICATIONS PENDING          | 0               | 0              | 0                  | 0                   | 0                   |
| CASES RECEIVING               | 0               | 0              | 0                  | 0                   | 1                   |
| TOTAL PERSONS                 | 0               | 0              | 0                  | 0                   | 1                   |
| TOTAL PAYMENTS                | \$0             | \$0            | \$0                | \$0                 | \$136               |
| REINVESTIGATIONS              | 0               | 0              | 0                  | 0                   | 0                   |
| CASES CLOSED                  | 0               | 0              | 0                  | 0                   | 0                   |
| *** SSI ONLY                  |                 |                |                    |                     |                     |
| RECIPIENTS                    | 1               | 3              | 9                  | 4                   | 39                  |
| *** SSI-SP                    |                 |                |                    |                     |                     |
| RECIPIENTS                    | 0               | 1              | 4                  | 0                   | 4                   |
| TOTAL PAYMENTS                | \$0             | \$39           | \$179              | \$0                 | \$94                |
| *** SP ONLY                   |                 |                |                    |                     |                     |
| RECIPIENTS                    | 0               | 2              | 1                  | 0                   | 1                   |
| TOTAL PAYMENTS                | \$0             | \$78           | \$16               | \$0                 | \$8                 |
| *** QMB                       |                 |                |                    |                     |                     |
| APPLICATIONS RECEIVED         | 2               | 7              | 14                 | 7                   | 17                  |
| APPLICATIONS APPROVED         | 1               | 6              | 11                 | 0                   | 8                   |
| APPLICATIONS REJECTED         | 0               | 3              | 3                  | 4                   | 12                  |
| APPLICATIONS PENDING          | 1               | 4              | 4                  | 4                   | 14                  |
| TOTAL PERSONS                 | 20              | 106            | 177                | 38                  | 262                 |
| REINVESTIGATIONS              | 0               | 0              | 2                  | 0                   | 1                   |
| CASES CLOSED                  | 7               | 23             | 35                 | 10                  | 47                  |
| *** SLMB                      |                 |                |                    |                     |                     |
| APPLICATIONS RECEIVED         | 1               | 5              | 5                  | 2                   | 12                  |
| APPLICATIONS APPROVED         | 1               | 0              | 1                  | 2                   | 2                   |
| APPLICATIONS REJECTED         | 0               | 3              | 6                  | 2                   | 9                   |
| APPLICATIONS PENDING          | 0               | 6              | 1                  | 0                   | 11                  |
| TOTAL PERSONS                 | 16              | 71             | 154                | 26                  | 180                 |
| REINVESTIGATIONS              | 1               | 0              | 2                  | 0                   | 0                   |
| CASES CLOSED                  | 2               | 11             | 14                 | 4                   | 14                  |
| *** VENDOR CASES              |                 |                |                    |                     |                     |
| RECIPIENTS                    | 54              | 247            | 520                | 160                 | 872                 |
| CASES CLOSED                  | 4               | 2              | 22                 | 4                   | 13                  |

TABLE 2. DETAILED OPERATING STATISTICS BY AREA AND COUNTY FOR OCTOBER 2001

|                                 | AREA 2<br>KNOX | AREA 2<br>LEWIS | AREA 2<br>LINCOLN | AREA 2<br>MACON | AREA 2<br>MARION |
|---------------------------------|----------------|-----------------|-------------------|-----------------|------------------|
| *** TEMPORARY ASSISTANCE        |                |                 |                   |                 |                  |
| APPLICATIONS RECEIVED           | 2              | 9               | 41                | 13              | 28               |
| APPLICATIONS APPROVED           | 1              | 4               | 35                | 11              | 18               |
| APPLICATIONS REJECTED           | 0              | 3               | 5                 | 4               | 8                |
| APPLICATIONS PENDING            | 1              | 4               | 11                | 2               | 9                |
| FAMILIES RECEIVING CASH         | 9              | 63              | 226               | 72              | 266              |
| CHILDREN RECEIVING CASH         | 20             | 118             | 419               | 124             | 503              |
| TOTAL PERSONS                   | 27             | 173             | 579               | 164             | 699              |
| TOTAL PAYMENTS                  | \$1,828        | \$14,761        | \$55,157          | \$17,291        | \$63,555         |
| AVERAGE PER FAMILY              | \$203.11       | \$234.30        | \$244.06          | \$240.15        | \$238.93         |
| AVERAGE PER PERSON              | \$67.70        | \$85.32         | \$95.26           | \$105.43        | \$90.92          |
| TITLE XIX ONLY CASES            | 9              | 33              | 348               | 48              | 171              |
| TITLE XIX ONLY PERSONS          | 31             | 110             | 1,089             | 149             | 572              |
| TITLE XIX ONLY CHILDREN         | 16             | 65              | 677               | 89              | 325              |
| TITLE XIX TRANSITIONAL CASES    | 6              | 16              | 105               | 25              | 76               |
| TITLE XIX TRANSITIONAL PERSONS  | 12             | 33              | 226               | 52              | 135              |
| TITLE XIX TRANSITIONAL CHILDREN | 5              | 13              | 98                | 20              | 43               |
| EXTENDED TRANSITIONAL CASES     | 3              | 12              | 29                | 8               | 26               |
| EXTENDED TRANSITIONAL PERSONS   | 3              | 17              | 36                | 11              | 31               |
| REINVESTIGATIONS                | 3              | 13              | 33                | 5               | 38               |
| CASES CLOSED                    | 1              | 5               | 46                | 9               | 38               |
| *** TEMPORARY ASSISTANCE/UP     |                |                 |                   |                 |                  |
| FAMILIES RECEIVING              | 1              | 6               | 0                 | 2               | 3                |
| CHILDREN RECEIVING              | 3              | 22              | 0                 | 5               | 7                |
| TOTAL PERSONS                   | 3              | 34              | 0                 | 9               | 13               |
| TOTAL PAYMENTS                  | \$291          | \$1,529         | \$0               | \$723           | \$859            |
| AVERAGE PER FAMILY              | \$291.00       | \$254.83        | \$0.00            | \$361.50        | \$286.33         |
| AVERAGE PER PERSON              | \$97.00        | \$44.97         | \$0.00            | \$80.33         | \$66.08          |
| *** HC+                         |                |                 |                   |                 |                  |
| APPLICATIONS RECEIVED           | 4              | 14              | 60                | 31              | 78               |
| APPLICATIONS APPROVED           | 5              | 11              | 49                | 18              | 56               |
| APPLICATIONS REJECTED           | 2              | 1               | 7                 | 8               | 19               |
| APPLICATIONS PENDING            | 1              | 8               | 17                | 8               | 16               |
| FAMILIES RECEIVING              | 155            | 303             | 1,175             | 548             | 1,130            |
| CUSTODIAL PARENTS RECEIVING     | 83             | 142             | 452               | 220             | 487              |
| CHILDREN RECEIVING              | 303            | 551             | 2,170             | 997             | 1,994            |
| REINVESTIGATIONS                | 11             | 12              | 31                | 45              | 61               |
| CASES CLOSED                    | 2              | 14              | 42                | 28              | 41               |
| *** NON-CUSTODIAL PARENTS       |                |                 |                   |                 |                  |
| APPLICATIONS RECEIVED           | 0              | 1               | 1                 | 0               | 1                |
| APPLICATIONS APPROVED           | 0              | 1               | 0                 | 0               | 0                |
| APPLICATIONS REJECTED           | 0              | 0               | 0                 | 0               | 0                |
| APPLICATIONS PENDING            | 0              | 0               | 1                 | 0               | 1                |
| TOTAL PERSONS RECEIVING         | 2              | 2               | 7                 | 4               | 15               |
| CURRENT SUPPORT                 | 1              | 0               | 1                 | 1               | 2                |
| PARENTS' FAIR SHARE             | 1              | 2               | 6                 | 3               | 13               |
| REINVESTIGATIONS                | 0              | 0               | 0                 | 0               | 0                |
| CASES CLOSED                    | 0              | 0               | 0                 | 2               | 1                |
| *** GR-CASH                     |                |                 |                   |                 |                  |
| APPLICATIONS RECEIVED           | 4              | 2               | 13                | 10              | 8                |
| APPLICATIONS APPROVED           | 1              | 0               | 0                 | 3               | 0                |
| APPLICATIONS REJECTED           | 1              | 2               | 16                | 3               | 7                |
| APPLICATIONS PENDING            | 3              | 3               | 8                 | 10              | 10               |
| CASES RECEIVING                 | 2              | 3               | 8                 | 10              | 5                |
| PERSONS RECEIVING               | 2              | 3               | 8                 | 10              | 5                |
| CASH PAYMENTS                   | \$160          | \$240           | \$640             | \$800           | \$400            |
| REINVESTIGATIONS                | 0              | 0               | 0                 | 0               | 0                |
| CASES CLOSED                    | 0              | 0               | 1                 | 1               | 0                |
| HA-GR RECIPIENTS                | 4              | 3               | 16                | 8               | 13               |
| HA-GR TOTAL PAYMENTS            | \$320          | \$174           | \$1,280           | \$640           | \$1,040          |
| *** HPW                         |                |                 |                   |                 |                  |
| APPLICATIONS RECEIVED           | 2              | 3               | 36                | 6               | 18               |
| APPLICATIONS APPROVED           | 2              | 2               | 25                | 6               | 15               |
| APPLICATIONS REJECTED           | 1              | 0               | 11                | 1               | 0                |
| APPLICATIONS PENDING            | 0              | 2               | 7                 | 2               | 4                |
| CASES RECEIVING                 | 10             | 23              | 100               | 52              | 132              |
| EXTENDED WOMEN'S HEALTH         | 16             | 22              | 102               | 50              | 80               |
| CASES CLOSED                    | 0              | 0               | 3                 | 2               | 5                |
| *** NEWBORNS                    | 9              | 21              | 71                | 50              | 68               |
| *** AB SUPP                     |                |                 |                   |                 |                  |
| APPLICATIONS RECEIVED           | 0              | 0               | 1                 | 2               | 0                |
| APPLICATIONS APPROVED           | 0              | 0               | 0                 | 0               | 0                |
| APPLICATIONS REJECTED           | 0              | 0               | 0                 | 2               | 1                |
| APPLICATIONS PENDING            | 0              | 0               | 1                 | 1               | 1                |
| RECIPIENTS                      | 0              | 6               | 4                 | 2               | 10               |
| TOTAL PAYMENTS                  | \$0            | \$1,604         | \$1,448           | \$705           | \$3,934          |
| CASES CLOSED                    | 0              | 0               | 0                 | 0               | 0                |

TABLE 2. DETAILED OPERATING STATISTICS BY AREA AND COUNTY FOR OCTOBER 2001

|                               | AREA 2<br>KNOX | AREA 2<br>LEWIS | AREA 2<br>LINCOLN | AREA 2<br>MACON | AREA 2<br>MARION |
|-------------------------------|----------------|-----------------|-------------------|-----------------|------------------|
| *** BP                        |                |                 |                   |                 |                  |
| APPLICATIONS RECEIVED         | 0              | 0               | 0                 | 4               | 0                |
| APPLICATIONS APPROVED         | 0              | 2               | 0                 | 1               | 0                |
| APPLICATIONS REJECTED         | 0              | 0               | 0                 | 2               | 1                |
| APPLICATIONS PENDING          | 0              | 0               | 0                 | 2               | 1                |
| RECIPIENTS                    | 2              | 3               | 18                | 14              | 15               |
| TOTAL PAYMENTS                | \$846          | \$1,269         | \$7,614           | \$5,922         | \$6,345          |
| CASES CLOSED                  | 0              | 0               | 0                 | 0               | 0                |
| *** NC                        |                |                 |                   |                 |                  |
| APPLICATIONS RECEIVED         | 0              | 0               | 2                 | 0               | 4                |
| APPLICATIONS APPROVED         | 0              | 0               | 3                 | 0               | 4                |
| APPLICATIONS REJECTED         | 0              | 0               | 1                 | 1               | 1                |
| APPLICATIONS PENDING          | 0              | 0               | 2                 | 0               | 2                |
| RECIPIENTS                    | 23             | 10              | 116               | 8               | 112              |
| RCF-II                        | 22             | 4               | 77                | 7               | 64               |
| SNF-ICF                       | 0              | 0               | 1                 | 0               | 0                |
| RCF-I                         | 1              | 6               | 38                | 1               | 48               |
| PAYMENTS                      | \$5,775        | \$2,061         | \$26,505          | \$2,195         | \$23,726         |
| RCF-II                        | \$5,646        | \$1,125         | \$20,612          | \$2,039         | \$16,893         |
| SNF/ICF                       | \$0            | \$0             | \$380             | \$0             | \$0              |
| RCF-I                         | \$129          | \$936           | \$5,513           | \$156           | \$6,833          |
| REINVESTIGATIONS              | 2              | 3               | 0                 | 1               | 2                |
| CASES CLOSED                  | 3              | 0               | 0                 | 0               | 3                |
| *** MA                        |                |                 |                   |                 |                  |
| APPLICATIONS RECEIVED         | 18             | 28              | 117               | 74              | 131              |
| APPLICATIONS APPROVED         | 10             | 19              | 89                | 61              | 108              |
| APPLICATIONS REJECTED         | 6              | 4               | 39                | 16              | 30               |
| APPLICATIONS PENDING          | 13             | 30              | 69                | 45              | 101              |
| RECIPIENTS                    | 153            | 257             | 677               | 492             | 1,012            |
| CASES CLOSED                  | 1              | 10              | 14                | 10              | 28               |
| *** MA-K                      |                |                 |                   |                 |                  |
| APPLICATIONS RECEIVED         | 0              | 0               | 6                 | 1               | 0                |
| APPLICATIONS APPROVED-DMH     | 0              | 0               | 0                 | 0               | 0                |
| APPLICATIONS APPROVED-DYS/JCT | 0              | 0               | 0                 | 1               | 0                |
| APPLICATIONS REJECTED         | 0              | 0               | 6                 | 0               | 0                |
| APPLICATIONS PENDING          | 0              | 0               | 0                 | 0               | 0                |
| RECIPIENTS - DMH              | 0              | 0               | 0                 | 0               | 0                |
| RECIPIENTS - DYS/JCT          | 0              | 2               | 2                 | 4               | 0                |
| CASES CLOSED - DMH            | 0              | 0               | 0                 | 0               | 0                |
| CASES CLOSED - DYS/JCT        | 0              | 0               | 2                 | 2               | 0                |
| *** REFUGEE                   |                |                 |                   |                 |                  |
| APPLICATIONS RECEIVED         | 0              | 0               | 0                 | 0               | 0                |
| APPLICATIONS APPROVED         | 0              | 0               | 0                 | 0               | 0                |
| APPLICATIONS REJECTED         | 0              | 0               | 0                 | 0               | 0                |
| APPLICATIONS PENDING          | 0              | 0               | 0                 | 0               | 0                |
| CASES RECEIVING               | 0              | 0               | 0                 | 0               | 0                |
| TOTAL PERSONS                 | 0              | 0               | 0                 | 0               | 0                |
| TOTAL PAYMENTS                | \$0            | \$0             | \$0               | \$0             | \$0              |
| REINVESTIGATIONS              | 0              | 0               | 0                 | 0               | 0                |
| CASES CLOSED                  | 0              | 0               | 0                 | 0               | 0                |
| *** SSI ONLY                  |                |                 |                   |                 |                  |
| RECIPIENTS                    | 2              | 2               | 3                 | 1               | 10               |
| *** SSI-SP                    |                |                 |                   |                 |                  |
| RECIPIENTS                    | 1              | 0               | 0                 | 1               | 4                |
| TOTAL PAYMENTS                | \$51           | \$0             | \$0               | \$9             | \$200            |
| *** SP ONLY                   |                |                 |                   |                 |                  |
| RECIPIENTS                    | 1              | 0               | 1                 | 1               | 0                |
| TOTAL PAYMENTS                | \$54           | \$0             | \$63              | \$2             | \$0              |
| *** OMB                       |                |                 |                   |                 |                  |
| APPLICATIONS RECEIVED         | 1              | 4               | 15                | 2               | 15               |
| APPLICATIONS APPROVED         | 2              | 5               | 7                 | 1               | 5                |
| APPLICATIONS REJECTED         | 0              | 0               | 10                | 1               | 6                |
| APPLICATIONS PENDING          | 0              | 1               | 2                 | 1               | 6                |
| TOTAL PERSONS                 | 14             | 29              | 68                | 50              | 94               |
| REINVESTIGATIONS              | 0              | 0               | 2                 | 4               | 1                |
| CASES CLOSED                  | 3              | 4               | 23                | 17              | 22               |
| *** SLMB                      |                |                 |                   |                 |                  |
| APPLICATIONS RECEIVED         | 3              | 2               | 3                 | 5               | 9                |
| APPLICATIONS APPROVED         | 1              | 0               | 2                 | 3               | 5                |
| APPLICATIONS REJECTED         | 2              | 1               | 2                 | 1               | 1                |
| APPLICATIONS PENDING          | 0              | 1               | 2                 | 1               | 3                |
| TOTAL PERSONS                 | 15             | 13              | 42                | 36              | 66               |
| REINVESTIGATIONS              | 1              | 0               | 0                 | 1               | 2                |
| CASES CLOSED                  | 1              | 0               | 7                 | 5               | 9                |
| *** VENDOR CASES              |                |                 |                   |                 |                  |
| RECIPIENTS                    | 26             | 102             | 198               | 155             | 312              |
| CASES CLOSED                  | 0              | 4               | 8                 | 11              | 17               |



TABLE 2. DETAILED OPERATING STATISTICS BY AREA AND COUNTY FOR OCTOBER 2001

|                                 | AREA 2<br>MONROE | AREA 2<br>MONTGOMERY | AREA 2<br>OSAGE | AREA 2<br>PIKE | AREA 2<br>RALLS |
|---------------------------------|------------------|----------------------|-----------------|----------------|-----------------|
| *** TEMPORARY ASSISTANCE        |                  |                      |                 |                |                 |
| APPLICATIONS RECEIVED           | 14               | 15                   | 6               | 20             | 13              |
| APPLICATIONS APPROVED           | 4                | 11                   | 2               | 18             | 10              |
| APPLICATIONS REJECTED           | 11               | 5                    | 1               | 5              | 0               |
| APPLICATIONS PENDING            | 3                | 4                    | 3               | 6              | 7               |
| FAMILIES RECEIVING CASH         | 20               | 54                   | 23              | 123            | 46              |
| CHILDREN RECEIVING CASH         | 35               | 107                  | 41              | 211            | 76              |
| TOTAL PERSONS                   | 44               | 144                  | 56              | 294            | 108             |
| TOTAL PAYMENTS                  | \$5,001          | \$13,357             | \$4,922         | \$27,764       | \$11,017        |
| AVERAGE PER FAMILY              | \$250.05         | \$247.35             | \$214.00        | \$225.72       | \$239.50        |
| AVERAGE PER PERSON              | \$113.66         | \$92.76              | \$87.89         | \$94.44        | \$102.01        |
| TITLE XIX ONLY CASES            | 23               | 43                   | 33              | 149            | 39              |
| TITLE XIX ONLY PERSONS          | 68               | 123                  | 103             | 472            | 111             |
| TITLE XIX ONLY CHILDREN         | 40               | 71                   | 57              | 284            | 62              |
| TITLE XIX TRANSITIONAL CASES    | 12               | 29                   | 12              | 18             | 21              |
| TITLE XIX TRANSITIONAL PERSONS  | 37               | 51                   | 26              | 34             | 48              |
| TITLE XIX TRANSITIONAL CHILDREN | 23               | 16                   | 8               | 9              | 19              |
| EXTENDED TRANSITIONAL CASES     | 0                | 2                    | 3               | 5              | 3               |
| EXTENDED TRANSITIONAL PERSONS   | 0                | 2                    | 4               | 5              | 3               |
| REINVESTIGATIONS                | 12               | 11                   | 6               | 36             | 1               |
| CASES CLOSED                    | 9                | 7                    | 9               | 8              | 11              |
| *** TEMPORARY ASSISTANCE/UP     |                  |                      |                 |                |                 |
| FAMILIES RECEIVING              | 0                | 1                    | 0               | 4              | 2               |
| CHILDREN RECEIVING              | 0                | 3                    | 0               | 8              | 3               |
| TOTAL PERSONS                   | 0                | 4                    | 0               | 15             | 6               |
| TOTAL PAYMENTS                  | \$0              | \$291                | \$0             | \$1,267        | \$347           |
| AVERAGE PER FAMILY              | \$0.00           | \$291.00             | \$0.00          | \$316.75       | \$173.50        |
| AVERAGE PER PERSON              | \$0.00           | \$72.75              | \$0.00          | \$84.47        | \$57.83         |
| *** MC+                         |                  |                      |                 |                |                 |
| APPLICATIONS RECEIVED           | 11               | 26                   | 11              | 18             | 24              |
| APPLICATIONS APPROVED           | 12               | 23                   | 7               | 12             | 17              |
| APPLICATIONS REJECTED           | 7                | 8                    | 1               | 7              | 6               |
| APPLICATIONS PENDING            | 2                | 7                    | 7               | 8              | 12              |
| FAMILIES RECEIVING              | 318              | 461                  | 278             | 638            | 269             |
| CUSTODIAL PARENTS RECEIVING     | 178              | 225                  | 144             | 312            | 115             |
| CHILDREN RECEIVING              | 625              | 880                  | 541             | 1,178          | 478             |
| REINVESTIGATIONS                | 22               | 27                   | 19              | 33             | 13              |
| CASES CLOSED                    | 5                | 15                   | 10              | 15             | 10              |
| *** NON-CUSTODIAL PARENTS       |                  |                      |                 |                |                 |
| APPLICATIONS RECEIVED           | 0                | 0                    | 0               | 0              | 1               |
| APPLICATIONS APPROVED           | 0                | 0                    | 0               | 0              | 0               |
| APPLICATIONS REJECTED           | 0                | 0                    | 0               | 0              | 0               |
| APPLICATIONS PENDING            | 0                | 0                    | 0               | 0              | 1               |
| TOTAL PERSONS RECEIVING         | 1                | 3                    | 1               | 3              | 1               |
| CURRENT SUPPORT                 | 1                | 0                    | 0               | 1              | 0               |
| PARENTS' FAIR SHARE             | 0                | 3                    | 1               | 2              | 1               |
| REINVESTIGATIONS                | 0                | 0                    | 0               | 0              | 0               |
| CASES CLOSED                    | 0                | 1                    | 0               | 0              | 0               |
| *** GR-CASH                     |                  |                      |                 |                |                 |
| APPLICATIONS RECEIVED           | 1                | 4                    | 2               | 3              | 2               |
| APPLICATIONS APPROVED           | 0                | 1                    | 0               | 0              | 0               |
| APPLICATIONS REJECTED           | 1                | 3                    | 1               | 3              | 1               |
| APPLICATIONS PENDING            | 2                | 3                    | 3               | 5              | 3               |
| CASES RECEIVING                 | 1                | 3                    | 1               | 4              | 2               |
| PERSONS RECEIVING               | 1                | 3                    | 1               | 4              | 2               |
| CASH PAYMENTS                   | \$80             | \$240                | \$80            | \$320          | \$160           |
| REINVESTIGATIONS                | 0                | 0                    | 0               | 0              | 0               |
| CASES CLOSED                    | 1                | 0                    | 0               | 0              | 0               |
| MA-GR RECIPIENTS                | 2                | 4                    | 10              | 9              | 10              |
| MA-GR TOTAL PAYMENTS            | \$160            | \$320                | \$800           | \$720          | \$800           |
| *** MPW                         |                  |                      |                 |                |                 |
| APPLICATIONS RECEIVED           | 6                | 6                    | 5               | 16             | 3               |
| APPLICATIONS APPROVED           | 6                | 3                    | 4               | 10             | 2               |
| APPLICATIONS REJECTED           | 1                | 4                    | 2               | 6              | 0               |
| APPLICATIONS PENDING            | 1                | 2                    | 0               | 4              | 1               |
| CASES RECEIVING                 | 33               | 35                   | 23              | 71             | 22              |
| EXTENDED WOMEN'S HEALTH         | 22               | 26                   | 26              | 42             | 22              |
| CASES CLOSED                    | 1                | 0                    | 0               | 4              | 2               |
| *** NEWBORNS                    | 21               | 36                   | 23              | 38             | 19              |
| *** AB SUPP                     |                  |                      |                 |                |                 |
| APPLICATIONS RECEIVED           | 1                | 1                    | 0               | 0              | 1               |
| APPLICATIONS APPROVED           | 0                | 0                    | 0               | 0              | 0               |
| APPLICATIONS REJECTED           | 0                | 0                    | 0               | 0              | 0               |
| APPLICATIONS PENDING            | 1                | 1                    | 0               | 0              | 1               |
| RECIPIENTS                      | 0                | 1                    | 2               | 4              | 1               |
| TOTAL PAYMENTS                  | \$0              | \$336                | \$758           | \$1,356        | \$423           |
| CASES CLOSED                    | 0                | 0                    | 0               | 0              | 0               |

TABLE 2. DETAILED OPERATING STATISTICS BY AREA AND COUNTY FOR OCTOBER 2001

|                               | AREA 2<br>MONROE | AREA 2<br>MONTGOMERY | AREA 2<br>OSAGE | AREA 2<br>PIKE | AREA 2<br>RALLS |
|-------------------------------|------------------|----------------------|-----------------|----------------|-----------------|
| *** BP                        |                  |                      |                 |                |                 |
| APPLICATIONS RECEIVED         | 1                | 0                    | 0               | 0              | 1               |
| APPLICATIONS APPROVED         | 0                | 0                    | 0               | 1              | 0               |
| APPLICATIONS REJECTED         | 0                | 0                    | 0               | 0              | 0               |
| APPLICATIONS PENDING          | 1                | 0                    | 0               | 0              | 1               |
| RECIPIENTS                    | 2                | 3                    | 3               | 15             | 2               |
| TOTAL PAYMENTS                | \$846            | \$1,269              | \$1,269         | \$6,345        | \$846           |
| CASES CLOSED                  | 0                | 0                    | 0               | 1              | 0               |
| *** NC                        |                  |                      |                 |                |                 |
| APPLICATIONS RECEIVED         | 2                | 2                    | 1               | 1              | 0               |
| APPLICATIONS APPROVED         | 1                | 1                    | 1               | 1              | 0               |
| APPLICATIONS REJECTED         | 0                | 2                    | 0               | 0              | 0               |
| APPLICATIONS PENDING          | 0                | 0                    | 0               | 1              | 0               |
| RECIPIENTS                    | 22               | 32                   | 22              | 21             | 10              |
| RCF-II                        | 7                | 27                   | 7               | 20             | 8               |
| SNF-ICF                       | 13               | 0                    | 0               | 0              | 0               |
| RCF-I                         | 2                | 5                    | 15              | 1              | 2               |
| PAYMENTS                      | \$7,279          | \$8,360              | \$3,902         | \$5,702        | \$2,230         |
| RCF-II                        | \$1,911          | \$7,580              | \$1,709         | \$5,548        | \$1,918         |
| SNF/ICF                       | \$5,056          | \$0                  | \$0             | \$0            | \$0             |
| RCF-I                         | \$312            | \$780                | \$2,193         | \$154          | \$312           |
| REINVESTIGATIONS              | 2                | 0                    | 0               | 0              | 1               |
| CASES CLOSED                  | 0                | 0                    | 4               | 1              | 0               |
| *** MA                        |                  |                      |                 |                |                 |
| APPLICATIONS RECEIVED         | 37               | 45                   | 36              | 80             | 22              |
| APPLICATIONS APPROVED         | 23               | 37                   | 22              | 50             | 23              |
| APPLICATIONS REJECTED         | 7                | 13                   | 6               | 18             | 4               |
| APPLICATIONS PENDING          | 24               | 31                   | 23              | 97             | 13              |
| RECIPIENTS                    | 295              | 329                  | 227             | 549            | 232             |
| CASES CLOSED                  | 3                | 4                    | 5               | 7              | 1               |
| *** MA-K                      |                  |                      |                 |                |                 |
| APPLICATIONS RECEIVED         | 0                | 1                    | 0               | 0              | 0               |
| APPLICATIONS APPROVED-DMH     | 0                | 0                    | 0               | 0              | 0               |
| APPLICATIONS APPROVED-DYS/JCT | 0                | 0                    | 0               | 0              | 0               |
| APPLICATIONS REJECTED         | 0                | 1                    | 0               | 0              | 0               |
| APPLICATIONS PENDING          | 0                | 0                    | 0               | 0              | 0               |
| RECIPIENTS - DMH              | 0                | 0                    | 0               | 0              | 0               |
| RECIPIENTS - DYS/JCT          | 0                | 0                    | 0               | 0              | 0               |
| CASES CLOSED - DMH            | 0                | 0                    | 0               | 0              | 0               |
| CASES CLOSED - DYS/JCT        | 0                | 0                    | 0               | 0              | 0               |
| *** REFUGEE                   |                  |                      |                 |                |                 |
| APPLICATIONS RECEIVED         | 0                | 0                    | 0               | 0              | 0               |
| APPLICATIONS APPROVED         | 0                | 0                    | 0               | 0              | 0               |
| APPLICATIONS REJECTED         | 0                | 0                    | 0               | 0              | 0               |
| APPLICATIONS PENDING          | 0                | 0                    | 0               | 0              | 0               |
| CASES RECEIVING               | 0                | 0                    | 0               | 0              | 0               |
| TOTAL PERSONS                 | 0                | 0                    | 0               | 0              | 0               |
| TOTAL PAYMENTS                | \$0              | \$0                  | \$0             | \$0            | \$0             |
| REINVESTIGATIONS              | 0                | 0                    | 0               | 0              | 0               |
| CASES CLOSED                  | 0                | 0                    | 0               | 0              | 0               |
| *** SSI ONLY                  |                  |                      |                 |                |                 |
| RECIPIENTS                    | 1                | 0                    | 1               | 6              | 0               |
| *** SSI-SP                    |                  |                      |                 |                |                 |
| RECIPIENTS                    | 0                | 1                    | 1               | 2              | 3               |
| TOTAL PAYMENTS                | \$0              | \$4                  | \$80            | \$38           | \$408           |
| *** SP ONLY                   |                  |                      |                 |                |                 |
| RECIPIENTS                    | 0                | 1                    | 1               | 1              | 0               |
| TOTAL PAYMENTS                | \$0              | \$18                 | \$44            | \$9            | \$0             |
| *** QMB                       |                  |                      |                 |                |                 |
| APPLICATIONS RECEIVED         | 0                | 5                    | 1               | 6              | 0               |
| APPLICATIONS APPROVED         | 0                | 1                    | 1               | 4              | 0               |
| APPLICATIONS REJECTED         | 1                | 1                    | 0               | 1              | 0               |
| APPLICATIONS PENDING          | 0                | 3                    | 0               | 2              | 0               |
| TOTAL PERSONS                 | 9                | 29                   | 16              | 54             | 16              |
| REINVESTIGATIONS              | 0                | 0                    | 0               | 0              | 1               |
| CASES CLOSED                  | 2                | 6                    | 4               | 12             | 6               |
| *** SLMB                      |                  |                      |                 |                |                 |
| APPLICATIONS RECEIVED         | 0                | 1                    | 0               | 0              | 0               |
| APPLICATIONS APPROVED         | 0                | 1                    | 0               | 0              | 0               |
| APPLICATIONS REJECTED         | 1                | 0                    | 0               | 0              | 0               |
| APPLICATIONS PENDING          | 0                | 0                    | 0               | 0              | 0               |
| TOTAL PERSONS                 | 12               | 7                    | 13              | 19             | 17              |
| REINVESTIGATIONS              | 0                | 0                    | 0               | 0              | 0               |
| CASES CLOSED                  | 0                | 0                    | 0               | 2              | 1               |
| *** VENDOR CASES              |                  |                      |                 |                |                 |
| RECIPIENTS                    | 46               | 178                  | 83              | 139            | 51              |
| CASES CLOSED                  | 1                | 6                    | 5               | 6              | 3               |

TABLE 2. DETAILED OPERATING STATISTICS BY AREA AND COUNTY FOR OCTOBER 2001

|                                 | AREA 2<br>ST CHARLES | AREA 2<br>SCHUYLER | AREA 2<br>SCOTLAND | AREA 2<br>SHELBY | AREA 2<br>WARREN |
|---------------------------------|----------------------|--------------------|--------------------|------------------|------------------|
| *** TEMPORARY ASSISTANCE        |                      |                    |                    |                  |                  |
| APPLICATIONS RECEIVED           | 94                   | 3                  | 8                  | 6                | 27               |
| APPLICATIONS APPROVED           | 72                   | 1                  | 5                  | 9                | 13               |
| APPLICATIONS REJECTED           | 44                   | 1                  | 2                  | 1                | 10               |
| APPLICATIONS PENDING            | 37                   | 3                  | 3                  | 1                | 17               |
| FAMILIES RECEIVING CASH         | 702                  | 15                 | 10                 | 35               | 127              |
| CHILDREN RECEIVING CASH         | 1,334                | 30                 | 15                 | 60               | 233              |
| TOTAL PERSONS                   | 1,783                | 37                 | 21                 | 83               | 327              |
| TOTAL PAYMENTS                  | \$169,241            | \$3,754            | \$2,341            | \$7,549          | \$30,616         |
| AVERAGE PER FAMILY              | \$241.08             | \$250.27           | \$234.10           | \$215.69         | \$241.07         |
| AVERAGE PER PERSON              | \$94.92              | \$101.46           | \$111.48           | \$90.95          | \$93.63          |
| TITLE XIX ONLY CASES            | 683                  | 18                 | 23                 | 40               | 92               |
| TITLE XIX ONLY PERSONS          | 1,974                | 50                 | 76                 | 133              | 301              |
| TITLE XIX ONLY CHILDREN         | 1,172                | 30                 | 40                 | 84               | 179              |
| TITLE XIX TRANSITIONAL CASES    | 212                  | 10                 | 4                  | 15               | 44               |
| TITLE XIX TRANSITIONAL PERSONS  | 391                  | 30                 | 13                 | 40               | 68               |
| TITLE XIX TRANSITIONAL CHILDREN | 161                  | 18                 | 7                  | 21               | 22               |
| EXTENDED TRANSITIONAL CASES     | 52                   | 2                  | 3                  | 2                | 4                |
| EXTENDED TRANSITIONAL PERSONS   | 55                   | 4                  | 5                  | 4                | 4                |
| REINVESTIGATIONS                | 127                  | 0                  | 0                  | 4                | 32               |
| CASES CLOSED                    | 110                  | 2                  | 2                  | 8                | 19               |
| *** TEMPORARY ASSISTANCE/UP     |                      |                    |                    |                  |                  |
| FAMILIES RECEIVING              | 7                    | 0                  | 0                  | 0                | 2                |
| CHILDREN RECEIVING              | 17                   | 0                  | 0                  | 0                | 7                |
| TOTAL PERSONS                   | 22                   | 0                  | 0                  | 0                | 9                |
| TOTAL PAYMENTS                  | \$2,122              | \$0                | \$0                | \$0              | \$722            |
| AVERAGE PER FAMILY              | \$303.14             | \$0.00             | \$0.00             | \$0.00           | \$361.00         |
| AVERAGE PER PERSON              | \$96.45              | \$0.00             | \$0.00             | \$0.00           | \$80.22          |
| *** MC+                         |                      |                    |                    |                  |                  |
| APPLICATIONS RECEIVED           | 232                  | 8                  | 4                  | 11               | 42               |
| APPLICATIONS APPROVED           | 140                  | 6                  | 3                  | 12               | 24               |
| APPLICATIONS REJECTED           | 64                   | 0                  | 0                  | 3                | 9                |
| APPLICATIONS PENDING            | 80                   | 4                  | 1                  | 2                | 23               |
| FAMILIES RECEIVING              | 3,845                | 158                | 186                | 243              | 586              |
| CUSTODIAL PARENTS RECEIVING     | 1,539                | 86                 | 88                 | 129              | 242              |
| CHILDREN RECEIVING              | 6,884                | 324                | 350                | 438              | 1,105            |
| REINVESTIGATIONS                | 107                  | 3                  | 1                  | 11               | 22               |
| CASES CLOSED                    | 97                   | 5                  | 2                  | 9                | 7                |
| *** NON-CUSTODIAL PARENTS       |                      |                    |                    |                  |                  |
| APPLICATIONS RECEIVED           | 4                    | 0                  | 0                  | 0                | 0                |
| APPLICATIONS APPROVED           | 4                    | 0                  | 0                  | 0                | 0                |
| APPLICATIONS REJECTED           | 0                    | 0                  | 0                  | 0                | 0                |
| APPLICATIONS PENDING            | 0                    | 0                  | 0                  | 0                | 0                |
| TOTAL PERSONS RECEIVING         | 17                   | 0                  | 0                  | 2                | 4                |
| CURRENT SUPPORT                 | 1                    | 0                  | 0                  | 1                | 1                |
| PARENTS' FAIR SHARE             | 16                   | 0                  | 0                  | 1                | 3                |
| REINVESTIGATIONS                | 0                    | 0                  | 0                  | 0                | 0                |
| CASES CLOSED                    | 1                    | 0                  | 0                  | 0                | 0                |
| *** GR-CASH                     |                      |                    |                    |                  |                  |
| APPLICATIONS RECEIVED           | 17                   | 4                  | 2                  | 1                | 8                |
| APPLICATIONS APPROVED           | 2                    | 1                  | 0                  | 0                | 1                |
| APPLICATIONS REJECTED           | 28                   | 2                  | 0                  | 1                | 5                |
| APPLICATIONS PENDING            | 19                   | 2                  | 1                  | 1                | 7                |
| CASES RECEIVING                 | 23                   | 4                  | 3                  | 2                | 6                |
| PERSONS RECEIVING               | 23                   | 4                  | 3                  | 2                | 6                |
| CASH PAYMENTS                   | \$1,760              | \$320              | \$240              | \$160            | \$480            |
| REINVESTIGATIONS                | 0                    | 0                  | 0                  | 0                | 0                |
| CASES CLOSED                    | 1                    | 0                  | 0                  | 0                | 0                |
| HA-GR RECIPIENTS                | 36                   | 2                  | 3                  | 0                | 12               |
| HA-GR TOTAL PAYMENTS            | \$2,880              | \$160              | \$240              | \$0              | \$960            |
| *** MPW                         |                      |                    |                    |                  |                  |
| APPLICATIONS RECEIVED           | 79                   | 0                  | 1                  | 3                | 15               |
| APPLICATIONS APPROVED           | 61                   | 1                  | 1                  | 1                | 10               |
| APPLICATIONS REJECTED           | 18                   | 0                  | 0                  | 1                | 2                |
| APPLICATIONS PENDING            | 19                   | 0                  | 0                  | 3                | 3                |
| CASES RECEIVING                 | 424                  | 11                 | 21                 | 15               | 60               |
| EXTENDED WOMEN'S HEALTH         | 488                  | 16                 | 6                  | 15               | 78               |
| CASES CLOSED                    | 12                   | 0                  | 1                  | 2                | 0                |
| *** NEWBORNS                    | 364                  | 4                  | 8                  | 12               | 52               |
| *** AB SUPP                     |                      |                    |                    |                  |                  |
| APPLICATIONS RECEIVED           | 5                    | 0                  | 0                  | 0                | 0                |
| APPLICATIONS APPROVED           | 0                    | 0                  | 0                  | 0                | 0                |
| APPLICATIONS REJECTED           | 4                    | 0                  | 0                  | 0                | 0                |
| APPLICATIONS PENDING            | 5                    | 0                  | 0                  | 0                | 0                |
| RECIPIENTS                      | 12                   | 0                  | 1                  | 0                | 4                |
| TOTAL PAYMENTS                  | \$4,574              | \$0                | \$190              | \$0              | \$1,343          |
| CASES CLOSED                    | 0                    | 0                  | 0                  | 0                | 0                |

TABLE 2. DETAILED OPERATING STATISTICS BY AREA AND COUNTY FOR OCTOBER 2001

|                               | AREA 2<br>ST CHARLES | AREA 2<br>SCHUYLER | AREA 2<br>SCOTLAND | AREA 2<br>SHELBY | AREA 2<br>WARREN |
|-------------------------------|----------------------|--------------------|--------------------|------------------|------------------|
| *** BP                        |                      |                    |                    |                  |                  |
| APPLICATIONS RECEIVED         | 4                    | 0                  | 0                  | 0                | 0                |
| APPLICATIONS APPROVED         | 0                    | 0                  | 0                  | 0                | 0                |
| APPLICATIONS REJECTED         | 4                    | 0                  | 0                  | 0                | 0                |
| APPLICATIONS PENDING          | 5                    | 0                  | 0                  | 0                | 0                |
| RECIPIENTS                    | 56                   | 1                  | 4                  | 2                | 15               |
| TOTAL PAYMENTS                | \$23,688             | \$423              | \$1,692            | \$846            | \$6,345          |
| CASES CLOSED                  | 1                    | 0                  | 1                  | 0                | 0                |
| *** NC                        |                      |                    |                    |                  |                  |
| APPLICATIONS RECEIVED         | 10                   | 0                  | 0                  | 1                | 0                |
| APPLICATIONS APPROVED         | 9                    | 0                  | 0                  | 1                | 0                |
| APPLICATIONS REJECTED         | 0                    | 0                  | 0                  | 0                | 0                |
| APPLICATIONS PENDING          | 3                    | 0                  | 0                  | 0                | 0                |
| RECIPIENTS                    | 108                  | 1                  | 6                  | 5                | 13               |
| RCF-II                        | 74                   | 1                  | 6                  | 0                | 3                |
| SNF-ICF                       | 5                    | 0                  | 0                  | 0                | 0                |
| RCF-I                         | 29                   | 0                  | 0                  | 5                | 10               |
| PAYMENTS                      | \$26,130             | \$292              | \$1,636            | \$726            | \$2,274          |
| RCF-II                        | \$19,985             | \$292              | \$1,636            | \$0              | \$714            |
| SNF/ICF                       | \$1,950              | \$0                | \$0                | \$0              | \$0              |
| RCF-I                         | \$4,195              | \$0                | \$0                | \$726            | \$1,560          |
| REINVESTIGATIONS              | 6                    | 1                  | 0                  | 1                | 1                |
| CASES CLOSED                  | 4                    | 1                  | 0                  | 0                | 0                |
| *** MA                        |                      |                    |                    |                  |                  |
| APPLICATIONS RECEIVED         | 311                  | 17                 | 25                 | 20               | 80               |
| APPLICATIONS APPROVED         | 252                  | 16                 | 15                 | 12               | 45               |
| APPLICATIONS REJECTED         | 94                   | 4                  | 4                  | 6                | 22               |
| APPLICATIONS PENDING          | 207                  | 8                  | 19                 | 20               | 45               |
| RECIPIENTS                    | 2,160                | 172                | 178                | 252              | 418              |
| CASES CLOSED                  | 26                   | 1                  | 2                  | 6                | 5                |
| *** MA-K                      |                      |                    |                    |                  |                  |
| APPLICATIONS RECEIVED         | 8                    | 0                  | 0                  | 0                | 0                |
| APPLICATIONS APPROVED-DMH     | 0                    | 0                  | 0                  | 0                | 0                |
| APPLICATIONS APPROVED-DYS/JCT | 7                    | 0                  | 0                  | 0                | 0                |
| APPLICATIONS REJECTED         | 1                    | 0                  | 0                  | 0                | 0                |
| APPLICATIONS PENDING          | 0                    | 0                  | 0                  | 0                | 0                |
| RECIPIENTS - DMH              | 3                    | 0                  | 0                  | 0                | 0                |
| RECIPIENTS - DYS/JCT          | 26                   | 0                  | 0                  | 0                | 0                |
| CASES CLOSED - DMH            | 0                    | 0                  | 0                  | 0                | 0                |
| CASES CLOSED - DYS/JCT        | 3                    | 0                  | 0                  | 0                | 0                |
| *** REFUGEE                   |                      |                    |                    |                  |                  |
| APPLICATIONS RECEIVED         | 0                    | 0                  | 0                  | 0                | 0                |
| APPLICATIONS APPROVED         | 0                    | 0                  | 0                  | 0                | 0                |
| APPLICATIONS REJECTED         | 0                    | 0                  | 0                  | 0                | 0                |
| APPLICATIONS PENDING          | 0                    | 0                  | 0                  | 0                | 0                |
| CASES RECEIVING               | 0                    | 0                  | 0                  | 0                | 0                |
| TOTAL PERSONS                 | 0                    | 0                  | 0                  | 0                | 0                |
| TOTAL PAYMENTS                | \$0                  | \$0                | \$0                | \$0              | \$0              |
| REINVESTIGATIONS              | 0                    | 0                  | 0                  | 0                | 0                |
| CASES CLOSED                  | 0                    | 0                  | 0                  | 0                | 0                |
| *** SSI ONLY                  |                      |                    |                    |                  |                  |
| RECIPIENTS                    | 10                   | 2                  | 0                  | 1                | 1                |
| *** SSI-SP                    |                      |                    |                    |                  |                  |
| RECIPIENTS                    | 5                    | 0                  | 1                  | 0                | 8                |
| TOTAL PAYMENTS                | \$219                | \$0                | \$26               | \$0              | \$447            |
| *** SP ONLY                   |                      |                    |                    |                  |                  |
| RECIPIENTS                    | 0                    | 0                  | 0                  | 0                | 0                |
| TOTAL PAYMENTS                | \$0                  | \$0                | \$0                | \$0              | \$0              |
| *** QMB                       |                      |                    |                    |                  |                  |
| APPLICATIONS RECEIVED         | 15                   | 1                  | 2                  | 2                | 3                |
| APPLICATIONS APPROVED         | 5                    | 1                  | 1                  | 1                | 1                |
| APPLICATIONS REJECTED         | 5                    | 0                  | 0                  | 0                | 2                |
| APPLICATIONS PENDING          | 10                   | 0                  | 2                  | 1                | 0                |
| TOTAL PERSONS                 | 314                  | 4                  | 20                 | 12               | 49               |
| REINVESTIGATIONS              | 4                    | 0                  | 0                  | 0                | 1                |
| CASES CLOSED                  | 56                   | 1                  | 7                  | 5                | 13               |
| *** SLMB                      |                      |                    |                    |                  |                  |
| APPLICATIONS RECEIVED         | 5                    | 0                  | 0                  | 1                | 2                |
| APPLICATIONS APPROVED         | 2                    | 0                  | 0                  | 0                | 1                |
| APPLICATIONS REJECTED         | 3                    | 1                  | 0                  | 0                | 1                |
| APPLICATIONS PENDING          | 4                    | 0                  | 0                  | 1                | 0                |
| TOTAL PERSONS                 | 170                  | 5                  | 14                 | 22               | 27               |
| REINVESTIGATIONS              | 1                    | 0                  | 0                  | 0                | 0                |
| CASES CLOSED                  | 23                   | 1                  | 2                  | 1                | 1                |
| *** VENDDR CASES              |                      |                    |                    |                  |                  |
| RECIPIENTS                    | 497                  | 33                 | 56                 | 50               | 38               |
| CASES CLOSED                  | 12                   | 5                  | 2                  | 2                | 0                |

TABLE 2. DETAILED OPERATING STATISTICS BY AREA AND COUNTY FOR OCTOBER 2001

|                                 | AREA 3<br>BOLLINGER | AREA 3<br>BUTLER | AREA 3<br>CAPE GIRARDEAU | AREA 3<br>CARTER | AREA 3<br>CRAWFORD |
|---------------------------------|---------------------|------------------|--------------------------|------------------|--------------------|
| *** TEMPORARY ASSISTANCE        |                     |                  |                          |                  |                    |
| APPLICATIONS RECEIVED           | 14                  | 82               | 78                       | 10               | 69                 |
| APPLICATIONS APPROVED           | 7                   | 55               | 54                       | 11               | 35                 |
| APPLICATIONS REJECTED           | 6                   | 19               | 20                       | 0                | 31                 |
| APPLICATIONS PENDING            | 4                   | 33               | 34                       | 0                | 33                 |
| FAMILIES RECEIVING CASH         | 46                  | 516              | 495                      | 58               | 204                |
| CHILDREN RECEIVING CASH         | 70                  | 905              | 855                      | 97               | 371                |
| TOTAL PERSONS                   | 88                  | 1,225            | 1,214                    | 130              | 530                |
| TOTAL PAYMENTS                  | \$9,793             | \$114,742        | \$115,133                | \$12,731         | \$51,600           |
| AVERAGE PER FAMILY              | \$212.89            | \$222.37         | \$232.59                 | \$219.50         | \$252.94           |
| AVERAGE PER PERSON              | \$111.28            | \$93.67          | \$94.84                  | \$97.93          | \$97.36            |
| TITLE XIX ONLY CASES            | 100                 | 249              | 262                      | 67               | 181                |
| TITLE XIX ONLY PERSONS          | 291                 | 817              | 788                      | 228              | 569                |
| TITLE XIX ONLY CHILDREN         | 163                 | 462              | 468                      | 128              | 333                |
| TITLE XIX TRANSITIONAL CASES    | 19                  | 106              | 101                      | 8                | 65                 |
| TITLE XIX TRANSITIONAL PERSONS  | 40                  | 197              | 156                      | 11               | 123                |
| TITLE XIX TRANSITIONAL CHILDREN | 15                  | 61               | 43                       | 1                | 43                 |
| EXTENDED TRANSITIONAL CASES     | 3                   | 30               | 20                       | 3                | 12                 |
| EXTENDED TRANSITIONAL PERSONS   | 3                   | 41               | 21                       | 3                | 18                 |
| REINVESTIGATIONS                | 5                   | 120              | 48                       | 12               | 44                 |
| CASES CLOSED                    | 8                   | 59               | 37                       | 13               | 40                 |
| *** TEMPORARY ASSISTANCE/UP     |                     |                  |                          |                  |                    |
| FAMILIES RECEIVING              | 0                   | 13               | 4                        | 0                | 2                  |
| CHILDREN RECEIVING              | 0                   | 31               | 9                        | 0                | 3                  |
| TOTAL PERSONS                   | 0                   | 50               | 17                       | 0                | 7                  |
| TOTAL PAYMENTS                  | \$0                 | \$3,347          | \$1,270                  | \$0              | \$634              |
| AVERAGE PER FAMILY              | \$0.00              | \$257.46         | \$317.50                 | \$0.00           | \$317.00           |
| AVERAGE PER PERSON              | \$0.00              | \$66.94          | \$74.71                  | \$0.00           | \$90.57            |
| *** MC+                         |                     |                  |                          |                  |                    |
| APPLICATIONS RECEIVED           | 25                  | 135              | 124                      | 22               | 94                 |
| APPLICATIONS APPROVED           | 16                  | 98               | 74                       | 14               | 64                 |
| APPLICATIONS REJECTED           | 7                   | 27               | 43                       | 5                | 25                 |
| APPLICATIONS PENDING            | 10                  | 43               | 63                       | 5                | 37                 |
| FAMILIES RECEIVING              | 513                 | 1,865            | 1,770                    | 387              | 892                |
| CUSTODIAL PARENTS RECEIVING     | 248                 | 933              | 745                      | 229              | 409                |
| CHILDREN RECEIVING              | 1,002               | 3,287            | 3,125                    | 751              | 1,671              |
| REINVESTIGATIONS                | 13                  | 121              | 61                       | 28               | 72                 |
| CASES CLOSED                    | 12                  | 87               | 46                       | 12               | 47                 |
| *** NON-CUSTODIAL PARENTS       |                     |                  |                          |                  |                    |
| APPLICATIONS RECEIVED           | 0                   | 1                | 3                        | 0                | 1                  |
| APPLICATIONS APPROVED           | 0                   | 0                | 4                        | 1                | 1                  |
| APPLICATIONS REJECTED           | 0                   | 1                | 0                        | 0                | 0                  |
| APPLICATIONS PENDING            | 0                   | 0                | 0                        | 0                | 0                  |
| TOTAL PERSONS RECEIVING         | 3                   | 11               | 33                       | 4                | 10                 |
| CURRENT SUPPORT                 | 0                   | 2                | 3                        | 3                | 1                  |
| PARENTS' FAIR SHARE             | 3                   | 9                | 30                       | 1                | 9                  |
| REINVESTIGATIONS                | 0                   | 0                | 0                        | 0                | 0                  |
| CASES CLOSED                    | 0                   | 0                | 0                        | 0                | 1                  |
| *** GR-CASH                     |                     |                  |                          |                  |                    |
| APPLICATIONS RECEIVED           | 7                   | 43               | 34                       | 6                | 18                 |
| APPLICATIONS APPROVED           | 0                   | 2                | 3                        | 4                | 6                  |
| APPLICATIONS REJECTED           | 7                   | 33               | 29                       | 5                | 5                  |
| APPLICATIONS PENDING            | 10                  | 42               | 43                       | 7                | 13                 |
| CASES RECEIVING                 | 10                  | 47               | 30                       | 7                | 23                 |
| PERSONS RECEIVING               | 10                  | 48               | 30                       | 7                | 23                 |
| CASH PAYMENTS                   | \$726               | \$3,693          | \$2,400                  | \$560            | \$1,840            |
| REINVESTIGATIONS                | 0                   | 0                | 1                        | 0                | 0                  |
| CASES CLOSED                    | 2                   | 9                | 4                        | 0                | 2                  |
| MA-GR RECIPIENTS                | 7                   | 46               | 41                       | 10               | 20                 |
| MA-GR TOTAL PAYMENTS            | \$560               | \$3,680          | \$3,280                  | \$800            | \$1,520            |
| *** MPW                         |                     |                  |                          |                  |                    |
| APPLICATIONS RECEIVED           | 3                   | 41               | 67                       | 5                | 12                 |
| APPLICATIONS APPROVED           | 1                   | 30               | 42                       | 4                | 6                  |
| APPLICATIONS REJECTED           | 2                   | 8                | 12                       | 0                | 2                  |
| APPLICATIONS PENDING            | 1                   | 9                | 18                       | 0                | 5                  |
| CASES RECEIVING                 | 46                  | 211              | 245                      | 42               | 97                 |
| EXTENDED WOMEN'S HEALTH         | 33                  | 127              | 154                      | 21               | 85                 |
| CASES CLOSED                    | 2                   | 17               | 6                        | 1                | 3                  |
| *** NEWBORNS                    | 48                  | 129              | 206                      | 38               | 101                |
| *** AB SUPP                     |                     |                  |                          |                  |                    |
| APPLICATIONS RECEIVED           | 0                   | 3                | 2                        | 0                | 0                  |
| APPLICATIONS APPROVED           | 0                   | 0                | 1                        | 0                | 0                  |
| APPLICATIONS REJECTED           | 0                   | 1                | 0                        | 0                | 1                  |
| APPLICATIONS PENDING            | 0                   | 3                | 2                        | 0                | 0                  |
| RECIPIENTS                      | 3                   | 11               | 10                       | 1                | 1                  |
| TOTAL PAYMENTS                  | \$754               | \$2,923          | \$3,489                  | \$423            | \$377              |
| CASES CLOSED                    | 0                   | 1                | 1                        | 0                | 0                  |

TABLE 2. DETAILED OPERATING STATISTICS BY AREA AND COUNTY FOR OCTOBER 2001

|                               | AREA 3<br>BOLLINGER | AREA 3<br>BUTLER | AREA 3<br>CAPE GIRARDEAU | AREA 3<br>CARTER | AREA 3<br>CRANFORD |
|-------------------------------|---------------------|------------------|--------------------------|------------------|--------------------|
| *** BP                        |                     |                  |                          |                  |                    |
| APPLICATIONS RECEIVED         | 0                   | 3                | 1                        | 0                | 0                  |
| APPLICATIONS APPROVED         | 0                   | 0                | 0                        | 0                | 1                  |
| APPLICATIONS REJECTED         | 0                   | 1                | 1                        | 0                | 0                  |
| APPLICATIONS PENDING          | 0                   | 3                | 1                        | 0                | 0                  |
| RECIPIENTS                    | 4                   | 31               | 25                       | 4                | 10                 |
| TOTAL PAYMENTS                | \$1,692             | \$13,113         | \$10,152                 | \$1,692          | \$4,230            |
| CASES CLOSED                  | 0                   | 0                | 1                        | 0                | 0                  |
| *** NC                        |                     |                  |                          |                  |                    |
| APPLICATIONS RECEIVED         | 0                   | 7                | 8                        | 0                | 2                  |
| APPLICATIONS APPROVED         | 0                   | 2                | 6                        | 0                | 1                  |
| APPLICATIONS REJECTED         | 0                   | 1                | 6                        | 0                | 0                  |
| APPLICATIONS PENDING          | 2                   | 4                | 15                       | 0                | 2                  |
| RECIPIENTS                    | 42                  | 132              | 203                      | 36               | 75                 |
| RCF-II                        | 31                  | 69               | 184                      | 26               | 29                 |
| SNF-ICF                       | 0                   | 0                | 0                        | 1                | 0                  |
| RCF-I                         | 11                  | 63               | 19                       | 9                | 46                 |
| PAYMENTS                      | \$10,443            | \$28,699         | \$52,766                 | \$9,152          | \$14,134           |
| RCF-II                        | \$8,760             | \$19,152         | \$49,859                 | \$7,592          | \$7,922            |
| SNF/ICF                       | \$0                 | \$0              | \$0                      | \$156            | \$0                |
| RCF-I                         | \$1,683             | \$9,547          | \$2,907                  | \$1,404          | \$6,212            |
| REINVESTIGATIONS              | 1                   | 9                | 4                        | 4                | 4                  |
| CASES CLOSED                  | 0                   | 2                | 4                        | 1                | 2                  |
| *** MA                        |                     |                  |                          |                  |                    |
| APPLICATIONS RECEIVED         | 67                  | 324              | 237                      | 60               | 106                |
| APPLICATIONS APPROVED         | 39                  | 231              | 143                      | 31               | 71                 |
| APPLICATIONS REJECTED         | 13                  | 87               | 77                       | 12               | 31                 |
| APPLICATIONS PENDING          | 72                  | 189              | 208                      | 35               | 76                 |
| RECIPIENTS                    | 554                 | 2,751            | 1,584                    | 432              | 823                |
| CASES CLOSED                  | 4                   | 55               | 29                       | 5                | 23                 |
| *** MA-K                      |                     |                  |                          |                  |                    |
| APPLICATIONS RECEIVED         | 0                   | 1                | 2                        | 0                | 0                  |
| APPLICATIONS APPROVED-DMH     | 0                   | 0                | 0                        | 0                | 0                  |
| APPLICATIONS APPROVED-DYS/JCT | 0                   | 1                | 2                        | 0                | 0                  |
| APPLICATIONS REJECTED         | 0                   | 1                | 0                        | 0                | 0                  |
| APPLICATIONS PENDING          | 0                   | 0                | 0                        | 0                | 0                  |
| RECIPIENTS - DMH              | 0                   | 0                | 0                        | 0                | 0                  |
| RECIPIENTS - DYS/JCT          | 0                   | 10               | 24                       | 0                | 0                  |
| CASES CLOSED - DMH            | 0                   | 0                | 0                        | 0                | 0                  |
| CASES CLOSED - DYS/JCT        | 0                   | 1                | 4                        | 0                | 0                  |
| *** REFUGEE                   |                     |                  |                          |                  |                    |
| APPLICATIONS RECEIVED         | 0                   | 0                | 0                        | 0                | 0                  |
| APPLICATIONS APPROVED         | 0                   | 0                | 0                        | 0                | 0                  |
| APPLICATIONS REJECTED         | 0                   | 0                | 0                        | 0                | 0                  |
| APPLICATIONS PENDING          | 0                   | 0                | 0                        | 0                | 0                  |
| CASES RECEIVING               | 0                   | 0                | 0                        | 0                | 0                  |
| TOTAL PERSONS                 | 0                   | 0                | 0                        | 0                | 0                  |
| TOTAL PAYMENTS                | \$0                 | \$0              | \$0                      | \$0              | \$0                |
| REINVESTIGATIONS              | 0                   | 0                | 0                        | 0                | 0                  |
| CASES CLOSED                  | 0                   | 0                | 0                        | 0                | 0                  |
| *** SSI ONLY                  |                     |                  |                          |                  |                    |
| RECIPIENTS                    | 8                   | 26               | 18                       | 3                | 8                  |
| *** SSI-SP                    |                     |                  |                          |                  |                    |
| RECIPIENTS                    | 3                   | 17               | 5                        | 0                | 6                  |
| TOTAL PAYMENTS                | \$86                | \$962            | \$350                    | \$0              | \$113              |
| *** SP ONLY                   |                     |                  |                          |                  |                    |
| RECIPIENTS                    | 1                   | 1                | 1                        | 1                | 1                  |
| TOTAL PAYMENTS                | \$35                | \$116            | \$15                     | \$59             | \$17               |
| *** QMB                       |                     |                  |                          |                  |                    |
| APPLICATIONS RECEIVED         | 2                   | 17               | 16                       | 7                | 21                 |
| APPLICATIONS APPROVED         | 3                   | 10               | 3                        | 4                | 8                  |
| APPLICATIONS REJECTED         | 1                   | 5                | 9                        | 0                | 8                  |
| APPLICATIONS PENDING          | 1                   | 2                | 9                        | 3                | 15                 |
| TOTAL PERSONS                 | 39                  | 183              | 162                      | 33               | 76                 |
| REINVESTIGATIONS              | 1                   | 7                | 1                        | 2                | 0                  |
| CASES CLOSED                  | 7                   | 54               | 41                       | 9                | 13                 |
| *** SLMB                      |                     |                  |                          |                  |                    |
| APPLICATIONS RECEIVED         | 1                   | 5                | 12                       | 2                | 21                 |
| APPLICATIONS APPROVED         | 1                   | 7                | 3                        | 0                | 2                  |
| APPLICATIONS REJECTED         | 1                   | 0                | 5                        | 1                | 14                 |
| APPLICATIONS PENDING          | 1                   | 0                | 8                        | 1                | 15                 |
| TOTAL PERSONS                 | 35                  | 132              | 111                      | 23               | 65                 |
| REINVESTIGATIONS              | 0                   | 11               | 0                        | 1                | 4                  |
| CASES CLOSED                  | 5                   | 19               | 12                       | 1                | 5                  |
| *** VENDOR CASES              |                     |                  |                          |                  |                    |
| RECIPIENTS                    | 54                  | 371              | 409                      | 30               | 166                |
| CASES CLOSED                  | 2                   | 9                | 32                       | 1                | 7                  |

TABLE 2. DETAILED OPERATING STATISTICS BY AREA AND COUNTY FOR OCTOBER 2001

|                                 | AREA 3<br>DENT | AREA 3<br>DUNKLIN | AREA 3<br>HOWELL | AREA 3<br>IRON | AREA 3<br>MADISON |
|---------------------------------|----------------|-------------------|------------------|----------------|-------------------|
| *** TEMPORARY ASSISTANCE        |                |                   |                  |                |                   |
| APPLICATIONS RECEIVED           | 17             | 80                | 62               | 12             | 20                |
| APPLICATIONS APPROVED           | 12             | 73                | 42               | 10             | 17                |
| APPLICATIONS REJECTED           | 8              | 23                | 17               | 3              | 6                 |
| APPLICATIONS PENDING            | 7              | 37                | 31               | 3              | 6                 |
| FAMILIES RECEIVING CASH         | 109            | 749               | 323              | 123            | 96                |
| CHILDREN RECEIVING CASH         | 190            | 1,353             | 558              | 198            | 152               |
| TOTAL PERSONS                   | 243            | 1,787             | 761              | 282            | 241               |
| TOTAL PAYMENTS                  | \$23,497       | \$172,034         | \$73,862         | \$27,946       | \$22,974          |
| AVERAGE PER FAMILY              | \$215.57       | \$229.68          | \$228.67         | \$227.20       | \$239.31          |
| AVERAGE PER PERSON              | \$96.70        | \$96.27           | \$97.06          | \$99.10        | \$95.33           |
| TITLE XIX ONLY CASES            | 106            | 465               | 267              | 74             | 67                |
| TITLE XIX ONLY PERSONS          | 384            | 1,546             | 910              | 255            | 204               |
| TITLE XIX ONLY CHILDREN         | 220            | 959               | 519              | 150            | 115               |
| TITLE XIX TRANSITIONAL CASES    | 39             | 101               | 54               | 23             | 34                |
| TITLE XIX TRANSITIONAL PERSONS  | 75             | 215               | 97               | 41             | 61                |
| TITLE XIX TRANSITIONAL CHILDREN | 29             | 92                | 36               | 11             | 18                |
| EXTENDED TRANSITIONAL CASES     | 15             | 36                | 15               | 8              | 5                 |
| EXTENDED TRANSITIONAL PERSONS   | 20             | 46                | 18               | 11             | 7                 |
| REINVESTIGATIONS                | 15             | 122               | 68               | 23             | 29                |
| CASES CLOSED                    | 23             | 87                | 47               | 16             | 20                |
| *** TEMPORARY ASSISTANCE/UP     |                |                   |                  |                |                   |
| FAMILIES RECEIVING              | 6              | 3                 | 8                | 2              | 0                 |
| CHILDREN RECEIVING              | 19             | 8                 | 19               | 5              | 0                 |
| TOTAL PERSONS                   | 30             | 13                | 33               | 9              | 0                 |
| TOTAL PAYMENTS                  | \$2,135        | \$870             | \$2,438          | \$730          | \$0               |
| AVERAGE PER FAMILY              | \$355.83       | \$290.00          | \$304.75         | \$365.00       | \$0.00            |
| AVERAGE PER PERSON              | \$71.17        | \$66.92           | \$73.88          | \$81.11        | \$0.00            |
| *** MC+                         |                |                   |                  |                |                   |
| APPLICATIONS RECEIVED           | 48             | 132               | 103              | 30             | 37                |
| APPLICATIONS APPROVED           | 43             | 99                | 71               | 23             | 25                |
| APPLICATIONS REJECTED           | 8              | 38                | 29               | 8              | 10                |
| APPLICATIONS PENDING            | 13             | 40                | 41               | 13             | 12                |
| FAMILIES RECEIVING              | 774            | 2,056             | 1,874            | 504            | 521               |
| CUSTODIAL PARENTS RECEIVING     | 392            | 1,047             | 928              | 274            | 213               |
| CHILDREN RECEIVING              | 1,493          | 3,635             | 3,565            | 925            | 926               |
| REINVESTIGATIONS                | 56             | 122               | 106              | 27             | 36                |
| CASES CLOSED                    | 30             | 82                | 58               | 17             | 30                |
| *** NON-CUSTODIAL PARENTS       |                |                   |                  |                |                   |
| APPLICATIONS RECEIVED           | 0              | 4                 | 4                | 2              | 0                 |
| APPLICATIONS APPROVED           | 0              | 3                 | 5                | 0              | 0                 |
| APPLICATIONS REJECTED           | 0              | 2                 | 1                | 1              | 0                 |
| APPLICATIONS PENDING            | 0              | 1                 | 2                | 1              | 0                 |
| TOTAL PERSONS RECEIVING         | 5              | 57                | 32               | 4              | 3                 |
| CURRENT SUPPORT                 | 0              | 4                 | 2                | 2              | 0                 |
| PARENTS' FAIR SHARE             | 5              | 53                | 30               | 2              | 3                 |
| REINVESTIGATIONS                | 0              | 0                 | 0                | 0              | 0                 |
| CASES CLOSED                    | 0              | 5                 | 3                | 1              | 0                 |
| *** GR-CASH                     |                |                   |                  |                |                   |
| APPLICATIONS RECEIVED           | 5              | 39                | 16               | 17             | 7                 |
| APPLICATIONS APPROVED           | 1              | 4                 | 1                | 0              | 2                 |
| APPLICATIONS REJECTED           | 11             | 44                | 17               | 15             | 4                 |
| APPLICATIONS PENDING            | 4              | 42                | 21               | 10             | 8                 |
| CASES RECEIVING                 | 15             | 52                | 27               | 15             | 5                 |
| PERSONS RECEIVING               | 15             | 52                | 27               | 15             | 5                 |
| CASH PAYMENTS                   | \$1,200        | \$4,000           | \$2,160          | \$1,151        | \$400             |
| REINVESTIGATIONS                | 0              | 4                 | 2                | 1              | 0                 |
| CASES CLOSED                    | 0              | 7                 | 5                | 3              | 0                 |
| MA-GR RECIPIENTS                | 21             | 44                | 54               | 7              | 13                |
| MA-GR TOTAL PAYMENTS            | \$1,680        | \$3,440           | \$4,320          | \$560          | \$1,040           |
| *** MPW                         |                |                   |                  |                |                   |
| APPLICATIONS RECEIVED           | 14             | 29                | 23               | 7              | 7                 |
| APPLICATIONS APPROVED           | 10             | 18                | 17               | 5              | 8                 |
| APPLICATIONS REJECTED           | 2              | 10                | 3                | 1              | 0                 |
| APPLICATIONS PENDING            | 4              | 10                | 10               | 1              | 0                 |
| CASES RECEIVING                 | 69             | 164               | 162              | 48             | 50                |
| EXTENDED WOMEN'S HEALTH         | 66             | 91                | 118              | 38             | 34                |
| CASES CLOSED                    | 4              | 8                 | 5                | 0              | 3                 |
| *** NEWBORNS                    | 64             | 96                | 112              | 32             | 40                |
| *** AB SUPP                     |                |                   |                  |                |                   |
| APPLICATIONS RECEIVED           | 0              | 4                 | 0                | 0              | 0                 |
| APPLICATIONS APPROVED           | 0              | 0                 | 0                | 0              | 1                 |
| APPLICATIONS REJECTED           | 0              | 5                 | 1                | 2              | 1                 |
| APPLICATIONS PENDING            | 0              | 4                 | 2                | 0              | 0                 |
| RECIPIENTS                      | 3              | 7                 | 6                | 0              | 7                 |
| TOTAL PAYMENTS                  | \$1,127        | \$2,829           | \$2,198          | \$0            | \$2,403           |
| CASES CLOSED                    | 0              | 0                 | 0                | 0              | 0                 |

TABLE 2. DETAILED OPERATING STATISTICS BY AREA AND COUNTY FOR OCTOBER 2001

|                               | AREA 3<br>DENT | AREA 3<br>DUNKLIN | AREA 3<br>HOWELL | AREA 3<br>IRON | AREA 3<br>MADISON |
|-------------------------------|----------------|-------------------|------------------|----------------|-------------------|
| *** BP                        |                |                   |                  |                |                   |
| APPLICATIONS RECEIVED         | 0              | 4                 | 0                | 0              | 0                 |
| APPLICATIONS APPROVED         | 0              | 0                 | 1                | 0              | 0                 |
| APPLICATIONS REJECTED         | 0              | 4                 | 0                | 2              | 2                 |
| APPLICATIONS PENDING          | 0              | 5                 | 2                | 0              | 0                 |
| RECIPIENTS                    | 6              | 27                | 22               | 8              | 13                |
| TOTAL PAYMENTS                | \$2,538        | \$11,421          | \$9,306          | \$3,384        | \$5,499           |
| CASES CLOSED                  | 0              | 1                 | 0                | 0              | 0                 |
| *** NC                        |                |                   |                  |                |                   |
| APPLICATIONS RECEIVED         | 0              | 1                 | 1                | 3              | 0                 |
| APPLICATIONS APPROVED         | 0              | 1                 | 1                | 7              | 0                 |
| APPLICATIONS REJECTED         | 0              | 0                 | 1                | 0              | 1                 |
| APPLICATIONS PENDING          | 0              | 0                 | 0                | 2              | 0                 |
| RECIPIENTS                    | 28             | 88                | 77               | 132            | 25                |
| RCF-II                        | 15             | 83                | 69               | 26             | 23                |
| SNF/ICF                       | 0              | 0                 | 1                | 56             | 0                 |
| RCF-I                         | 13             | 5                 | 7                | 50             | 2                 |
| PAYMENTS                      | \$6,162        | \$24,584          | \$20,684         | \$36,916       | \$6,719           |
| RCF-II                        | \$4,380        | \$23,810          | \$19,339         | \$7,558        | \$6,407           |
| SNF/ICF                       | \$0            | \$0               | \$390            | \$21,742       | \$0               |
| RCF-I                         | \$1,782        | \$774             | \$955            | \$7,616        | \$312             |
| REINVESTIGATIONS              | 5              | 0                 | 11               | 9              | 2                 |
| CASES CLOSED                  | 0              | 1                 | 1                | 2              | 1                 |
| *** MA                        |                |                   |                  |                |                   |
| APPLICATIONS RECEIVED         | 90             | 367               | 183              | 108            | 59                |
| APPLICATIONS APPROVED         | 65             | 264               | 141              | 80             | 52                |
| APPLICATIONS REJECTED         | 34             | 69                | 61               | 35             | 17                |
| APPLICATIONS PENDING          | 57             | 247               | 144              | 36             | 49                |
| RECIPIENTS                    | 770            | 3,186             | 1,703            | 586            | 582               |
| CASES CLOSED                  | 22             | 47                | 24               | 11             | 16                |
| *** MA-K                      |                |                   |                  |                |                   |
| APPLICATIONS RECEIVED         | 0              | 3                 | 0                | 2              | 0                 |
| APPLICATIONS APPROVED-DMH     | 0              | 0                 | 0                | 0              | 0                 |
| APPLICATIONS APPROVED-DYS/JCT | 0              | 2                 | 0                | 1              | 0                 |
| APPLICATIONS REJECTED         | 0              | 1                 | 0                | 1              | 0                 |
| APPLICATIONS PENDING          | 0              | 1                 | 0                | 0              | 0                 |
| RECIPIENTS - DMH              | 0              | 0                 | 0                | 0              | 0                 |
| RECIPIENTS - DYS/JCT          | 2              | 10                | 3                | 11             | 0                 |
| CASES CLOSED - DMH            | 0              | 0                 | 0                | 0              | 0                 |
| CASES CLOSED - DYS/JCT        | 1              | 4                 | 0                | 1              | 0                 |
| *** REFUGEE                   |                |                   |                  |                |                   |
| APPLICATIONS RECEIVED         | 0              | 0                 | 0                | 0              | 0                 |
| APPLICATIONS APPROVED         | 0              | 0                 | 0                | 0              | 0                 |
| APPLICATIONS REJECTED         | 0              | 0                 | 0                | 0              | 0                 |
| APPLICATIONS PENDING          | 0              | 0                 | 0                | 0              | 0                 |
| CASES RECEIVING               | 0              | 0                 | 0                | 0              | 0                 |
| TOTAL PERSONS                 | 0              | 0                 | 0                | 0              | 0                 |
| TOTAL PAYMENTS                | \$0            | \$0               | \$0              | \$0            | \$0               |
| REINVESTIGATIONS              | 0              | 0                 | 0                | 0              | 0                 |
| CASES CLOSED                  | 0              | 0                 | 0                | 0              | 0                 |
| *** SSI ONLY                  |                |                   |                  |                |                   |
| RECIPIENTS                    | 7              | 27                | 10               | 8              | 4                 |
| *** SSI-SP                    |                |                   |                  |                |                   |
| RECIPIENTS                    | 1              | 14                | 4                | 4              | 0                 |
| TOTAL PAYMENTS                | \$41           | \$1,331           | \$534            | \$162          | \$0               |
| *** SP ONLY                   |                |                   |                  |                |                   |
| RECIPIENTS                    | 1              | 3                 | 2                | 1              | 0                 |
| TOTAL PAYMENTS                | \$34           | \$112             | \$32             | \$423          | \$0               |
| *** QMB                       |                |                   |                  |                |                   |
| APPLICATIONS RECEIVED         | 3              | 15                | 21               | 4              | 5                 |
| APPLICATIONS APPROVED         | 2              | 5                 | 12               | 3              | 2                 |
| APPLICATIONS REJECTED         | 3              | 6                 | 5                | 0              | 2                 |
| APPLICATIONS PENDING          | 2              | 11                | 10               | 2              | 2                 |
| TOTAL PERSONS                 | 56             | 201               | 170              | 47             | 59                |
| REINVESTIGATIONS              | 1              | 0                 | 3                | 0              | 1                 |
| CASES CLOSED                  | 12             | 61                | 28               | 12             | 17                |
| *** SLMB                      |                |                   |                  |                |                   |
| APPLICATIONS RECEIVED         | 2              | 7                 | 14               | 4              | 5                 |
| APPLICATIONS APPROVED         | 0              | 2                 | 4                | 1              | 1                 |
| APPLICATIONS REJECTED         | 3              | 3                 | 5                | 1              | 3                 |
| APPLICATIONS PENDING          | 2              | 7                 | 12               | 2              | 2                 |
| TOTAL PERSONS                 | 64             | 196               | 168              | 33             | 52                |
| REINVESTIGATIONS              | 8              | 0                 | 3                | 0              | 1                 |
| CASES CLOSED                  | 8              | 33                | 17               | 9              | 3                 |
| *** VENDOR CASES              |                |                   |                  |                |                   |
| RECIPIENTS                    | 98             | 465               | 380              | 107            | 134               |
| CASES CLOSED                  | 2              | 13                | 11               | 6              | 5                 |



TABLE 2. DETAILED OPERATING STATISTICS BY AREA AND COUNTY FOR OCTOBER 2001

|                                 | AREA 3<br>MISSISSIPPI | AREA 3<br>NEW MADRID | AREA 3<br>OREGON | AREA 3<br>PEHISCOT | AREA 3<br>PERRY |
|---------------------------------|-----------------------|----------------------|------------------|--------------------|-----------------|
| *** TEMPORARY ASSISTANCE        |                       |                      |                  |                    |                 |
| APPLICATIONS RECEIVED           | 41                    | 36                   | 21               | 91                 | 15              |
| APPLICATIONS APPROVED           | 38                    | 25                   | 15               | 42                 | 9               |
| APPLICATIONS REJECTED           | 8                     | 10                   | 5                | 40                 | 3               |
| APPLICATIONS PENDING            | 17                    | 9                    | 3                | 52                 | 8               |
| FAMILIES RECEIVING CASH         | 420                   | 376                  | 88               | 638                | 79              |
| CHILDREN RECEIVING CASH         | 768                   | 678                  | 160              | 1,359              | 143             |
| TOTAL PERSONS                   | 1,051                 | 885                  | 208              | 1,735              | 202             |
| TOTAL PAYMENTS                  | \$94,275              | \$86,588             | \$18,772         | \$155,826          | \$18,395        |
| AVERAGE PER FAMILY              | \$224.46              | \$230.29             | \$213.32         | \$244.24           | \$232.85        |
| AVERAGE PER PERSON              | \$89.70               | \$97.84              | \$90.25          | \$89.81            | \$91.06         |
| TITLE XIX ONLY CASES            | 89                    | 164                  | 82               | 180                | 77              |
| TITLE XIX ONLY PERSONS          | 328                   | 526                  | 292              | 709                | 245             |
| TITLE XIX ONLY CHILDREN         | 172                   | 311                  | 169              | 449                | 151             |
| TITLE XIX TRANSITIONAL CASES    | 63                    | 84                   | 21               | 72                 | 13              |
| TITLE XIX TRANSITIONAL PERSONS  | 130                   | 150                  | 41               | 102                | 28              |
| TITLE XIX TRANSITIONAL CHILDREN | 55                    | 55                   | 8                | 24                 | 12              |
| EXTENDED TRANSITIONAL CASES     | 35                    | 23                   | 6                | 14                 | 3               |
| EXTENDED TRANSITIONAL PERSONS   | 38                    | 27                   | 7                | 16                 | 3               |
| REINVESTIGATIONS                | 77                    | 54                   | 29               | 59                 | 26              |
| CASES CLOSED                    | 32                    | 35                   | 14               | 50                 | 16              |
| *** TEMPORARY ASSISTANCE/UP     |                       |                      |                  |                    |                 |
| FAMILIES RECEIVING              | 0                     | 2                    | 4                | 6                  | 2               |
| CHILDREN RECEIVING              | 0                     | 6                    | 7                | 18                 | 4               |
| TOTAL PERSONS                   | 0                     | 10                   | 10               | 28                 | 8               |
| TOTAL PAYMENTS                  | \$0                   | \$373                | \$1,071          | \$1,285            | \$680           |
| AVERAGE PER FAMILY              | \$0.00                | \$186.50             | \$267.75         | \$214.17           | \$340.00        |
| AVERAGE PER PERSON              | \$0.00                | \$37.30              | \$107.10         | \$45.89            | \$85.00         |
| *** MC+                         |                       |                      |                  |                    |                 |
| APPLICATIONS RECEIVED           | 48                    | 55                   | 45               | 104                | 30              |
| APPLICATIONS APPROVED           | 34                    | 37                   | 28               | 51                 | 21              |
| APPLICATIONS REJECTED           | 9                     | 15                   | 13               | 46                 | 8               |
| APPLICATIONS PENDING            | 15                    | 19                   | 6                | 54                 | 12              |
| FAMILIES RECEIVING              | 778                   | 1,010                | 549              | 1,311              | 593             |
| CUSTODIAL PARENTS RECEIVING     | 337                   | 515                  | 253              | 535                | 234             |
| CHILDREN RECEIVING              | 1,337                 | 1,862                | 1,058            | 2,583              | 1,056           |
| REINVESTIGATIONS                | 74                    | 43                   | 47               | 37                 | 33              |
| CASES CLOSED                    | 43                    | 49                   | 25               | 45                 | 20              |
| *** NON-CUSTODIAL PARENTS       |                       |                      |                  |                    |                 |
| APPLICATIONS RECEIVED           | 4                     | 5                    | 2                | 12                 | 0               |
| APPLICATIONS APPROVED           | 5                     | 5                    | 0                | 12                 | 0               |
| APPLICATIONS REJECTED           | 0                     | 1                    | 0                | 0                  | 0               |
| APPLICATIONS PENDING            | 0                     | 0                    | 2                | 1                  | 0               |
| TOTAL PERSONS RECEIVING         | 56                    | 24                   | 4                | 71                 | 5               |
| CURRENT SUPPORT                 | 2                     | 1                    | 1                | 2                  | 1               |
| PARENTS' FAIR SHARE             | 54                    | 23                   | 3                | 69                 | 4               |
| REINVESTIGATIONS                | 0                     | 0                    | 0                | 0                  | 0               |
| CASES CLOSED                    | 6                     | 4                    | 0                | 6                  | 1               |
| *** GR-CASH                     |                       |                      |                  |                    |                 |
| APPLICATIONS RECEIVED           | 11                    | 25                   | 8                | 37                 | 3               |
| APPLICATIONS APPROVED           | 2                     | 1                    | 2                | 2                  | 2               |
| APPLICATIONS REJECTED           | 4                     | 16                   | 6                | 29                 | 4               |
| APPLICATIONS PENDING            | 11                    | 22                   | 11               | 32                 | 10              |
| CASES RECEIVING                 | 11                    | 18                   | 6                | 23                 | 4               |
| PERSONS RECEIVING               | 11                    | 18                   | 6                | 23                 | 4               |
| CASH PAYMENTS                   | \$852                 | \$1,440              | \$480            | \$1,680            | \$320           |
| REINVESTIGATIONS                | 1                     | 0                    | 1                | 0                  | 1               |
| CASES CLOSED                    | 2                     | 2                    | 0                | 3                  | 1               |
| MA-GR RECIPIENTS                | 14                    | 16                   | 18               | 28                 | 6               |
| MA-GR TOTAL PAYMENTS            | \$1,054               | \$1,204              | \$1,440          | \$2,240            | \$480           |
| *** HPW                         |                       |                      |                  |                    |                 |
| APPLICATIONS RECEIVED           | 8                     | 7                    | 4                | 16                 | 2               |
| APPLICATIONS APPROVED           | 6                     | 6                    | 2                | 9                  | 3               |
| APPLICATIONS REJECTED           | 2                     | 1                    | 1                | 2                  | 0               |
| APPLICATIONS PENDING            | 3                     | 3                    | 0                | 4                  | 1               |
| CASES RECEIVING                 | 61                    | 53                   | 47               | 92                 | 46              |
| EXTENDED WOMEN'S HEALTH         | 47                    | 60                   | 31               | 61                 | 54              |
| CASES CLOSED                    | 6                     | 5                    | 1                | 5                  | 1               |
| *** NEWBORNS                    | 71                    | 59                   | 38               | 38                 | 61              |
| *** AB SUPP                     |                       |                      |                  |                    |                 |
| APPLICATIONS RECEIVED           | 1                     | 3                    | 0                | 1                  | 0               |
| APPLICATIONS APPROVED           | 0                     | 0                    | 0                | 1                  | 0               |
| APPLICATIONS REJECTED           | 2                     | 2                    | 0                | 1                  | 0               |
| APPLICATIONS PENDING            | 1                     | 1                    | 0                | 1                  | 0               |
| RECIPIENTS                      | 4                     | 12                   | 3                | 14                 | 0               |
| TOTAL PAYMENTS                  | \$1,447               | \$3,321              | \$1,214          | \$4,050            | \$0             |
| CASES CLOSED                    | 0                     | 1                    | 0                | 0                  | 0               |

TABLE 2. DETAILED OPERATING STATISTICS BY AREA AND COUNTY FOR OCTOBER 2001

|                               | AREA 3<br>MISSISSIPPI | AREA 3<br>NEW MADRID | AREA 3<br>OREGON | AREA 3<br>PEHISCOT | AREA 3<br>PERRY |
|-------------------------------|-----------------------|----------------------|------------------|--------------------|-----------------|
| *** BP                        |                       |                      |                  |                    |                 |
| APPLICATIONS RECEIVED         | 1                     | 3                    | 0                | 1                  | 0               |
| APPLICATIONS APPROVED         | 0                     | 1                    | 0                | 0                  | 0               |
| APPLICATIONS REJECTED         | 2                     | 2                    | 0                | 2                  | 0               |
| APPLICATIONS PENDING          | 1                     | 1                    | 0                | 1                  | 0               |
| RECIPIENTS                    | 14                    | 23                   | 8                | 8                  | 1               |
| TOTAL PAYMENTS                | \$5,922               | \$9,729              | \$3,384          | \$3,384            | \$423           |
| CASES CLOSED                  | 1                     | 0                    | 0                | 0                  | 0               |
| *** NC                        |                       |                      |                  |                    |                 |
| APPLICATIONS RECEIVED         | 0                     | 0                    | 1                | 0                  | 1               |
| APPLICATIONS APPROVED         | 0                     | 0                    | 1                | 0                  | 0               |
| APPLICATIONS REJECTED         | 0                     | 0                    | 0                | 0                  | 0               |
| APPLICATIONS PENDING          | 0                     | 0                    | 0                | 0                  | 1               |
| RECIPIENTS                    | 2                     | 11                   | 15               | 2                  | 22              |
| RCF-II                        | 2                     | 8                    | 15               | 0                  | 21              |
| SNF-ICF                       | 0                     | 3                    | 0                | 0                  | 0               |
| RCF-I                         | 0                     | 0                    | 0                | 2                  | 1               |
| PAYMENTS                      | \$584                 | \$3,324              | \$4,380          | \$312              | \$5,969         |
| RCF-II                        | \$584                 | \$2,336              | \$4,380          | \$0                | \$5,813         |
| SNF/ICF                       | \$0                   | \$988                | \$0              | \$0                | \$0             |
| RCF-I                         | \$0                   | \$0                  | \$0              | \$312              | \$156           |
| REINVESTIGATIONS              | 0                     | 1                    | 2                | 0                  | 5               |
| CASES CLOSED                  | 0                     | 2                    | 0                | 0                  | 0               |
| *** MA                        |                       |                      |                  |                    |                 |
| APPLICATIONS RECEIVED         | 112                   | 138                  | 81               | 171                | 68              |
| APPLICATIONS APPROVED         | 84                    | 90                   | 69               | 112                | 38              |
| APPLICATIONS REJECTED         | 11                    | 34                   | 18               | 40                 | 12              |
| APPLICATIONS PENDING          | 65                    | 91                   | 55               | 106                | 78              |
| RECIPIENTS                    | 1,111                 | 1,512                | 746              | 2,164              | 436             |
| CASES CLOSED                  | 32                    | 29                   | 21               | 27                 | 13              |
| *** MA-K                      |                       |                      |                  |                    |                 |
| APPLICATIONS RECEIVED         | 0                     | 2                    | 0                | 0                  | 0               |
| APPLICATIONS APPROVED-DMH     | 0                     | 0                    | 0                | 0                  | 0               |
| APPLICATIONS APPROVED-DYS/JCT | 0                     | 1                    | 0                | 0                  | 0               |
| APPLICATIONS REJECTED         | 0                     | 1                    | 0                | 0                  | 0               |
| APPLICATIONS PENDING          | 0                     | 0                    | 0                | 0                  | 0               |
| RECIPIENTS - DMH              | 0                     | 0                    | 0                | 0                  | 0               |
| RECIPIENTS - DYS/JCT          | 2                     | 16                   | 0                | 0                  | 0               |
| CASES CLOSED - DMH            | 0                     | 0                    | 0                | 0                  | 0               |
| CASES CLOSED - DYS/JCT        | 0                     | 1                    | 0                | 0                  | 0               |
| *** REFUGEE                   |                       |                      |                  |                    |                 |
| APPLICATIONS RECEIVED         | 0                     | 0                    | 0                | 0                  | 0               |
| APPLICATIONS APPROVED         | 0                     | 0                    | 0                | 0                  | 0               |
| APPLICATIONS REJECTED         | 0                     | 0                    | 0                | 0                  | 0               |
| APPLICATIONS PENDING          | 0                     | 0                    | 0                | 0                  | 0               |
| CASES RECEIVING               | 0                     | 0                    | 0                | 0                  | 0               |
| TOTAL PERSONS                 | 0                     | 0                    | 0                | 0                  | 0               |
| TOTAL PAYMENTS                | \$0                   | \$0                  | \$0              | \$0                | \$0             |
| REINVESTIGATIONS              | 0                     | 0                    | 0                | 0                  | 0               |
| CASES CLOSED                  | 0                     | 0                    | 0                | 0                  | 0               |
| *** SSI ONLY                  |                       |                      |                  |                    |                 |
| RECIPIENTS                    | 22                    | 21                   | 9                | 25                 | 6               |
| *** SSI-SP                    |                       |                      |                  |                    |                 |
| RECIPIENTS                    | 5                     | 11                   | 3                | 14                 | 1               |
| TOTAL PAYMENTS                | \$738                 | \$306                | \$422            | \$457              | \$41            |
| *** SP ONLY                   |                       |                      |                  |                    |                 |
| RECIPIENTS                    | 3                     | 2                    | 0                | 1                  | 0               |
| TOTAL PAYMENTS                | \$204                 | \$73                 | \$0              | \$36               | \$0             |
| *** OMB                       |                       |                      |                  |                    |                 |
| APPLICATIONS RECEIVED         | 4                     | 10                   | 9                | 7                  | 10              |
| APPLICATIONS APPROVED         | 3                     | 6                    | 6                | 2                  | 5               |
| APPLICATIONS REJECTED         | 1                     | 3                    | 3                | 4                  | 5               |
| APPLICATIONS PENDING          | 3                     | 3                    | 3                | 1                  | 5               |
| TOTAL PERSONS                 | 72                    | 95                   | 60               | 88                 | 51              |
| REINVESTIGATIONS              | 2                     | 2                    | 2                | 0                  | 3               |
| CASES CLOSED                  | 24                    | 21                   | 16               | 30                 | 7               |
| *** SLMB                      |                       |                      |                  |                    |                 |
| APPLICATIONS RECEIVED         | 6                     | 7                    | 9                | 5                  | 8               |
| APPLICATIONS APPROVED         | 5                     | 1                    | 5                | 3                  | 1               |
| APPLICATIONS REJECTED         | 2                     | 5                    | 2                | 1                  | 6               |
| APPLICATIONS PENDING          | 3                     | 1                    | 1                | 1                  | 5               |
| TOTAL PERSONS                 | 61                    | 61                   | 40               | 65                 | 39              |
| REINVESTIGATIONS              | 5                     | 3                    | 1                | 0                  | 1               |
| CASES CLOSED                  | 4                     | 7                    | 7                | 3                  | 3               |
| *** VENDOR CASES              |                       |                      |                  |                    |                 |
| RECIPIENTS                    | 150                   | 298                  | 74               | 167                | 115             |
| CASES CLOSED                  | 2                     | 8                    | 4                | 8                  | 2               |

TABLE 2. DETAILED OPERATING STATISTICS BY AREA AND COUNTY FOR OCTOBER 2001

|                                 | AREA 3<br>REYNOLDS | AREA 3<br>RIPLEY | AREA 3<br>ST FRANCOIS | AREA 3<br>STE GENEVIEVE | AREA 3<br>SCOTT |
|---------------------------------|--------------------|------------------|-----------------------|-------------------------|-----------------|
| *** TEMPORARY ASSISTANCE        |                    |                  |                       |                         |                 |
| APPLICATIONS RECEIVED           | 12                 | 27               | 73                    | 22                      | 79              |
| APPLICATIONS APPROVED           | 7                  | 22               | 83                    | 12                      | 53              |
| APPLICATIONS REJECTED           | 1                  | 1                | 17                    | 10                      | 18              |
| APPLICATIONS PENDING            | 4                  | 13               | 23                    | 15                      | 38              |
| FAMILIES RECEIVING CASH         | 53                 | 197              | 626                   | 65                      | 601             |
| CHILDREN RECEIVING CASH         | 98                 | 358              | 1,052                 | 108                     | 1,092           |
| TOTAL PERSONS                   | 127                | 492              | 1,507                 | 148                     | 1,431           |
| TOTAL PAYMENTS                  | \$13,666           | \$45,821         | \$140,530             | \$15,204                | \$137,011       |
| AVERAGE PER FAMILY              | \$257.85           | \$232.59         | \$224.49              | \$233.91                | \$227.97        |
| AVERAGE PER PERSON              | \$107.61           | \$93.13          | \$93.25               | \$102.73                | \$95.74         |
| TITLE XIX ONLY CASES            | 82                 | 153              | 407                   | 89                      | 240             |
| TITLE XIX ONLY PERSONS          | 279                | 518              | 1,313                 | 263                     | 787             |
| TITLE XIX ONLY CHILDREN         | 160                | 295              | 759                   | 154                     | 436             |
| TITLE XIX TRANSITIONAL CASES    | 27                 | 56               | 156                   | 18                      | 166             |
| TITLE XIX TRANSITIONAL PERSONS  | 63                 | 121              | 297                   | 40                      | 297             |
| TITLE XIX TRANSITIONAL CHILDREN | 21                 | 44               | 97                    | 18                      | 107             |
| EXTENDED TRANSITIONAL CASES     | 4                  | 27               | 40                    | 12                      | 37              |
| EXTENDED TRANSITIONAL PERSONS   | 5                  | 35               | 50                    | 13                      | 45              |
| REINVESTIGATIONS                | 18                 | 51               | 160                   | 10                      | 100             |
| CASES CLOSED                    | 5                  | 35               | 81                    | 16                      | 67              |
| *** TEMPORARY ASSISTANCE/UP     |                    |                  |                       |                         |                 |
| FAMILIES RECEIVING              | 2                  | 3                | 16                    | 0                       | 7               |
| CHILDREN RECEIVING              | 6                  | 7                | 32                    | 0                       | 16              |
| TOTAL PERSONS                   | 6                  | 11               | 57                    | 0                       | 24              |
| TOTAL PAYMENTS                  | \$582              | \$818            | \$3,749               | \$0                     | \$1,647         |
| AVERAGE PER FAMILY              | \$291.00           | \$272.67         | \$234.31              | \$0.00                  | \$235.29        |
| AVERAGE PER PERSON              | \$97.00            | \$74.36          | \$65.77               | \$0.00                  | \$68.63         |
| *** MC+                         |                    |                  |                       |                         |                 |
| APPLICATIONS RECEIVED           | 21                 | 55               | 160                   | 33                      | 128             |
| APPLICATIONS APPROVED           | 13                 | 45               | 112                   | 22                      | 82              |
| APPLICATIONS REJECTED           | 7                  | 8                | 56                    | 9                       | 32              |
| APPLICATIONS PENDING            | 7                  | 16               | 49                    | 19                      | 54              |
| FAMILIES RECEIVING              | 357                | 905              | 2,120                 | 492                     | 1,830           |
| CUSTODIAL PARENTS RECEIVING     | 197                | 427              | 1,033                 | 236                     | 863             |
| CHILDREN RECEIVING              | 642                | 1,624            | 3,616                 | 876                     | 3,346           |
| REINVESTIGATIONS                | 26                 | 77               | 125                   | 12                      | 87              |
| CASES CLOSED                    | 13                 | 30               | 95                    | 12                      | 80              |
| *** NON-CUSTODIAL PARENTS       |                    |                  |                       |                         |                 |
| APPLICATIONS RECEIVED           | 0                  | 0                | 1                     | 0                       | 3               |
| APPLICATIONS APPROVED           | 0                  | 0                | 1                     | 0                       | 3               |
| APPLICATIONS REJECTED           | 0                  | 0                | 1                     | 0                       | 0               |
| APPLICATIONS PENDING            | 0                  | 0                | 0                     | 0                       | 2               |
| TOTAL PERSONS RECEIVING         | 2                  | 5                | 36                    | 2                       | 45              |
| CURRENT SUPPORT                 | 0                  | 2                | 4                     | 1                       | 3               |
| PARENTS' FAIR SHARE             | 2                  | 3                | 32                    | 1                       | 42              |
| REINVESTIGATIONS                | 0                  | 0                | 1                     | 0                       | 0               |
| CASES CLOSED                    | 0                  | 1                | 2                     | 1                       | 4               |
| *** GR-CASH                     |                    |                  |                       |                         |                 |
| APPLICATIONS RECEIVED           | 10                 | 19               | 47                    | 6                       | 45              |
| APPLICATIONS APPROVED           | 2                  | 2                | 2                     | 1                       | 4               |
| APPLICATIONS REJECTED           | 4                  | 12               | 42                    | 6                       | 37              |
| APPLICATIONS PENDING            | 9                  | 25               | 45                    | 10                      | 45              |
| CASES RECEIVING                 | 15                 | 38               | 51                    | 8                       | 31              |
| PERSONS RECEIVING               | 15                 | 38               | 51                    | 8                       | 31              |
| CASH PAYMENTS                   | \$1,145            | \$3,040          | \$4,080               | \$640                   | \$2,480         |
| REINVESTIGATIONS                | 0                  | 3                | 1                     | 0                       | 1               |
| CASES CLOSED                    | 0                  | 6                | 4                     | 2                       | 1               |
| MA-GR RECIPIENTS                | 9                  | 26               | 62                    | 9                       | 43              |
| MA-GR TOTAL PAYMENTS            | \$715              | \$2,080          | \$4,838               | \$720                   | \$3,440         |
| *** MPW                         |                    |                  |                       |                         |                 |
| APPLICATIONS RECEIVED           | 4                  | 9                | 32                    | 5                       | 32              |
| APPLICATIONS APPROVED           | 3                  | 12               | 25                    | 3                       | 27              |
| APPLICATIONS REJECTED           | 1                  | 2                | 5                     | 1                       | 4               |
| APPLICATIONS PENDING            | 1                  | 3                | 8                     | 4                       | 3               |
| CASES RECEIVING                 | 29                 | 78               | 224                   | 33                      | 179             |
| EXTENDED WOMEN'S HEALTH         | 7                  | 55               | 162                   | 31                      | 126             |
| CASES CLOSED                    | 0                  | 4                | 9                     | 1                       | 12              |
| *** NEWBORNS                    | 6                  | 33               | 187                   | 36                      | 118             |
| *** AB SUPP                     |                    |                  |                       |                         |                 |
| APPLICATIONS RECEIVED           | 0                  | 0                | 1                     | 0                       | 1               |
| APPLICATIONS APPROVED           | 0                  | 0                | 0                     | 0                       | 0               |
| APPLICATIONS REJECTED           | 0                  | 0                | 2                     | 0                       | 5               |
| APPLICATIONS PENDING            | 1                  | 0                | 2                     | 1                       | 1               |
| RECIPIENTS                      | 2                  | 4                | 6                     | 1                       | 6               |
| TOTAL PAYMENTS                  | \$672              | \$1,456          | \$2,092               | \$291                   | \$1,818         |
| CASES CLOSED                    | 0                  | 0                | 0                     | 0                       | 0               |

TABLE 2. DETAILED OPERATING STATISTICS BY AREA AND COUNTY FOR OCTOBER 2001

|                               | AREA 3<br>REYNOLDS | AREA 3<br>RIPLEY | AREA 3<br>ST FRANCOIS | AREA 3<br>STE GENEVIEVE | AREA 3<br>SCOTT |
|-------------------------------|--------------------|------------------|-----------------------|-------------------------|-----------------|
| *** BP                        |                    |                  |                       |                         |                 |
| APPLICATIONS RECEIVED         | 0                  | 0                | 3                     | 0                       | 2               |
| APPLICATIONS APPROVED         | 0                  | 0                | 1                     | 0                       | 1               |
| APPLICATIONS REJECTED         | 0                  | 0                | 4                     | 0                       | 4               |
| APPLICATIONS PENDING          | 1                  | 0                | 2                     | 1                       | 3               |
| RECIPIENTS                    | 6                  | 8                | 50                    | 5                       | 26              |
| TOTAL PAYMENTS                | \$2,538            | \$3,384          | \$21,125              | \$2,115                 | \$10,948        |
| CASES CLOSED                  | 0                  | 1                | 0                     | 0                       | 2               |
| *** NC                        |                    |                  |                       |                         |                 |
| APPLICATIONS RECEIVED         | 0                  | 2                | 12                    | 3                       | 2               |
| APPLICATIONS APPROVED         | 0                  | 2                | 10                    | 3                       | 4               |
| APPLICATIONS REJECTED         | 0                  | 1                | 2                     | 0                       | 0               |
| APPLICATIONS PENDING          | 0                  | 2                | 8                     | 5                       | 2               |
| RECIPIENTS                    | 16                 | 38               | 288                   | 64                      | 86              |
| RCF-II                        | 3                  | 27               | 185                   | 60                      | 84              |
| SNF-ICF                       | 0                  | 0                | 4                     | 0                       | 0               |
| RCF-I                         | 13                 | 11               | 99                    | 4                       | 2               |
| PAYMENTS                      | \$2,890            | \$8,879          | \$65,482              | \$16,779                | \$24,284        |
| RCF-II                        | \$862              | \$7,269          | \$49,521              | \$16,178                | \$23,972        |
| SNF/ICF                       | \$0                | \$0              | \$1,553               | \$0                     | \$0             |
| RCF-I                         | \$2,028            | \$1,610          | \$14,408              | \$601                   | \$312           |
| REINVESTIGATIONS              | 1                  | 1                | 33                    | 1                       | 9               |
| CASES CLOSED                  | 1                  | 0                | 16                    | 0                       | 1               |
| *** MA                        |                    |                  |                       |                         |                 |
| APPLICATIONS RECEIVED         | 58                 | 133              | 344                   | 72                      | 296             |
| APPLICATIONS APPROVED         | 50                 | 100              | 259                   | 49                      | 211             |
| APPLICATIONS REJECTED         | 12                 | 27               | 99                    | 11                      | 68              |
| APPLICATIONS PENDING          | 40                 | 87               | 208                   | 71                      | 158             |
| RECIPIENTS                    | 479                | 1,289            | 2,303                 | 425                     | 2,122           |
| CASES CLOSED                  | 11                 | 19               | 34                    | 7                       | 41              |
| *** MA-K                      |                    |                  |                       |                         |                 |
| APPLICATIONS RECEIVED         | 0                  | 0                | 1                     | 0                       | 0               |
| APPLICATIONS APPROVED-DMH     | 0                  | 0                | 0                     | 0                       | 0               |
| APPLICATIONS APPROVED-DYS/JCT | 0                  | 0                | 1                     | 0                       | 0               |
| APPLICATIONS REJECTED         | 0                  | 0                | 0                     | 0                       | 0               |
| APPLICATIONS PENDING          | 0                  | 0                | 0                     | 0                       | 0               |
| RECIPIENTS - DMH              | 0                  | 0                | 1                     | 0                       | 0               |
| RECIPIENTS - DYS/JCT          | 6                  | 0                | 11                    | 2                       | 0               |
| CASES CLOSED - DMH            | 0                  | 0                | 0                     | 0                       | 0               |
| CASES CLOSED - DYS/JCT        | 1                  | 0                | 1                     | 0                       | 0               |
| *** REFUGEE                   |                    |                  |                       |                         |                 |
| APPLICATIONS RECEIVED         | 0                  | 0                | 0                     | 0                       | 0               |
| APPLICATIONS APPROVED         | 0                  | 0                | 0                     | 0                       | 0               |
| APPLICATIONS REJECTED         | 0                  | 0                | 0                     | 0                       | 0               |
| APPLICATIONS PENDING          | 0                  | 0                | 0                     | 0                       | 0               |
| CASES RECEIVING               | 0                  | 0                | 0                     | 0                       | 0               |
| TOTAL PERSONS                 | 0                  | 0                | 0                     | 0                       | 0               |
| TOTAL PAYMENTS                | \$0                | \$0              | \$0                   | \$0                     | \$0             |
| REINVESTIGATIONS              | 0                  | 0                | 0                     | 0                       | 0               |
| CASES CLOSED                  | 0                  | 0                | 0                     | 0                       | 0               |
| *** SSI ONLY                  |                    |                  |                       |                         |                 |
| RECIPIENTS                    | 6                  | 9                | 15                    | 2                       | 22              |
| *** SSI-SP                    |                    |                  |                       |                         |                 |
| RECIPIENTS                    | 0                  | 5                | 3                     | 2                       | 8               |
| TOTAL PAYMENTS                | \$0                | \$172            | \$629                 | \$64                    | \$437           |
| *** SP ONLY                   |                    |                  |                       |                         |                 |
| RECIPIENTS                    | 2                  | 2                | 2                     | 0                       | 2               |
| TOTAL PAYMENTS                | \$65               | \$78             | \$97                  | \$0                     | \$117           |
| *** QMB                       |                    |                  |                       |                         |                 |
| APPLICATIONS RECEIVED         | 3                  | 7                | 15                    | 7                       | 18              |
| APPLICATIONS APPROVED         | 3                  | 2                | 8                     | 2                       | 7               |
| APPLICATIONS REJECTED         | 1                  | 2                | 7                     | 1                       | 12              |
| APPLICATIONS PENDING          | 1                  | 6                | 7                     | 4                       | 3               |
| TOTAL PERSONS                 | 35                 | 76               | 182                   | 45                      | 145             |
| REINVESTIGATIONS              | 1                  | 1                | 2                     | 0                       | 4               |
| CASES CLOSED                  | 11                 | 22               | 42                    | 9                       | 42              |
| *** SLMB                      |                    |                  |                       |                         |                 |
| APPLICATIONS RECEIVED         | 3                  | 3                | 11                    | 8                       | 10              |
| APPLICATIONS APPROVED         | 0                  | 1                | 7                     | 2                       | 5               |
| APPLICATIONS REJECTED         | 4                  | 0                | 4                     | 1                       | 6               |
| APPLICATIONS PENDING          | 1                  | 2                | 4                     | 5                       | 2               |
| TOTAL PERSONS                 | 35                 | 52               | 114                   | 39                      | 122             |
| REINVESTIGATIONS              | 1                  | 0                | 0                     | 0                       | 1               |
| CASES CLOSED                  | 5                  | 12               | 21                    | 4                       | 19              |
| *** VENDOR CASES              |                    |                  |                       |                         |                 |
| RECIPIENTS                    | 29                 | 97               | 385                   | 82                      | 328             |
| CASES CLOSED                  | 0                  | 10               | 19                    | 4                       | 5               |

TABLE 2. DETAILED OPERATING STATISTICS BY AREA AND COUNTY FOR OCTOBER 2001

|                                 | AREA 3<br>SHANNON | AREA 3<br>STODDARD | AREA 3<br>WASHINGTON | AREA 3<br>WAYNE | AREA 4<br>BARRY |
|---------------------------------|-------------------|--------------------|----------------------|-----------------|-----------------|
| *** TEMPORARY ASSISTANCE        |                   |                    |                      |                 |                 |
| APPLICATIONS RECEIVED           | 21                | 37                 | 63                   | 21              | 50              |
| APPLICATIONS APPROVED           | 20                | 26                 | 52                   | 14              | 45              |
| APPLICATIONS REJECTED           | 6                 | 9                  | 12                   | 9               | 5               |
| APPLICATIONS PENDING            | 5                 | 12                 | 14                   | 9               | 10              |
| FAMILIES RECEIVING CASH         | 76                | 217                | 287                  | 161             | 272             |
| CHILDREN RECEIVING CASH         | 153               | 365                | 490                  | 257             | 515             |
| TOTAL PERSONS                   | 193               | 475                | 670                  | 334             | 699             |
| TOTAL PAYMENTS                  | \$17,468          | \$49,399           | \$65,492             | \$35,512        | \$67,045        |
| AVERAGE PER FAMILY              | \$229.84          | \$227.65           | \$228.20             | \$220.57        | \$246.49        |
| AVERAGE PER PERSON              | \$90.51           | \$104.00           | \$97.75              | \$106.32        | \$95.92         |
| TITLE XIX ONLY CASES            | 92                | 202                | 323                  | 113             | 222             |
| TITLE XIX ONLY PERSONS          | 302               | 588                | 1,085                | 343             | 703             |
| TITLE XIX ONLY CHILDREN         | 172               | 349                | 631                  | 190             | 407             |
| TITLE XIX TRANSITIONAL CASES    | 20                | 78                 | 113                  | 44              | 73              |
| TITLE XIX TRANSITIONAL PERSONS  | 39                | 165                | 286                  | 69              | 136             |
| TITLE XIX TRANSITIONAL CHILDREN | 14                | 56                 | 115                  | 12              | 47              |
| EXTENDED TRANSITIONAL CASES     | 16                | 17                 | 30                   | 12              | 12              |
| EXTENDED TRANSITIONAL PERSONS   | 23                | 24                 | 43                   | 17              | 18              |
| REINVESTIGATIONS                | 25                | 53                 | 114                  | 28              | 30              |
| CASES CLOSED                    | 13                | 30                 | 57                   | 23              | 42              |
| *** TEMPORARY ASSISTANCE/UP     |                   |                    |                      |                 |                 |
| FAMILIES RECEIVING              | 0                 | 2                  | 1                    | 3               | 7               |
| CHILDREN RECEIVING              | 0                 | 6                  | 3                    | 5               | 18              |
| TOTAL PERSONS                   | 0                 | 9                  | 3                    | 9               | 30              |
| TOTAL PAYMENTS                  | \$0               | \$665              | \$291                | \$721           | \$1,703         |
| AVERAGE PER FAMILY              | \$0.00            | \$332.50           | \$291.00             | \$240.33        | \$243.29        |
| AVERAGE PER PERSON              | \$0.00            | \$73.89            | \$97.00              | \$80.11         | \$56.77         |
| *** MC+                         |                   |                    |                      |                 |                 |
| APPLICATIONS RECEIVED           | 30                | 88                 | 125                  | 40              | 101             |
| APPLICATIONS APPROVED           | 22                | 84                 | 66                   | 33              | 73              |
| APPLICATIONS REJECTED           | 4                 | 21                 | 45                   | 6               | 24              |
| APPLICATIONS PENDING            | 11                | 31                 | 55                   | 13              | 28              |
| FAMILIES RECEIVING              | 577               | 1,332              | 1,125                | 814             | 1,322           |
| CUSTODIAL PARENTS RECEIVING     | 356               | 569                | 532                  | 504             | 602             |
| CHILDREN RECEIVING              | 1,073             | 2,237              | 2,046                | 1,454           | 2,536           |
| REINVESTIGATIONS                | 39                | 82                 | 80                   | 70              | 67              |
| CASES CLOSED                    | 18                | 64                 | 60                   | 29              | 82              |
| *** NON-CUSTODIAL PARENTS       |                   |                    |                      |                 |                 |
| APPLICATIONS RECEIVED           | 1                 | 0                  | 5                    | 0               | 0               |
| APPLICATIONS APPROVED           | 1                 | 0                  | 1                    | 0               | 0               |
| APPLICATIONS REJECTED           | 0                 | 0                  | 2                    | 0               | 0               |
| APPLICATIONS PENDING            | 0                 | 0                  | 2                    | 0               | 0               |
| TOTAL PERSONS RECEIVING         | 7                 | 15                 | 14                   | 1               | 14              |
| CURRENT SUPPORT                 | 2                 | 0                  | 0                    | 0               | 0               |
| PARENTS' FAIR SHARE             | 5                 | 15                 | 14                   | 1               | 14              |
| REINVESTIGATIONS                | 0                 | 0                  | 0                    | 0               | 0               |
| CASES CLOSED                    | 0                 | 0                  | 1                    | 0               | 0               |
| *** GR-CASH                     |                   |                    |                      |                 |                 |
| APPLICATIONS RECEIVED           | 13                | 20                 | 21                   | 23              | 11              |
| APPLICATIONS APPROVED           | 1                 | 2                  | 3                    | 4               | 1               |
| APPLICATIONS REJECTED           | 7                 | 9                  | 22                   | 17              | 9               |
| APPLICATIONS PENDING            | 11                | 27                 | 28                   | 28              | 12              |
| CASES RECEIVING                 | 8                 | 23                 | 36                   | 14              | 14              |
| PERSONS RECEIVING               | 8                 | 23                 | 36                   | 14              | 14              |
| CASH PAYMENTS                   | \$560             | \$1,670            | \$2,880              | \$1,108         | \$1,040         |
| REINVESTIGATIONS                | 0                 | 1                  | 5                    | 0               | 0               |
| CASES CLOSED                    | 2                 | 5                  | 6                    | 1               | 3               |
| MA-GR RECIPIENTS                | 6                 | 20                 | 39                   | 15              | 60              |
| MA-GR TOTAL PAYMENTS            | \$480             | \$1,600            | \$3,096              | \$1,200         | \$4,800         |
| *** MPW                         |                   |                    |                      |                 |                 |
| APPLICATIONS RECEIVED           | 6                 | 19                 | 11                   | 8               | 21              |
| APPLICATIONS APPROVED           | 5                 | 14                 | 11                   | 7               | 18              |
| APPLICATIONS REJECTED           | 0                 | 5                  | 2                    | 1               | 11              |
| APPLICATIONS PENDING            | 1                 | 5                  | 1                    | 0               | 5               |
| CASES RECEIVING                 | 51                | 107                | 100                  | 68              | 122             |
| EXTENDED WOMEN'S HEALTH         | 43                | 102                | 78                   | 62              | 100             |
| CASES CLOSED                    | 2                 | 5                  | 4                    | 1               | 6               |
| *** NEWBORNS                    | 39                | 107                | 86                   | 78              | 103             |
| *** AB SUPP                     |                   |                    |                      |                 |                 |
| APPLICATIONS RECEIVED           | 0                 | 0                  | 1                    | 0               | 0               |
| APPLICATIONS APPROVED           | 0                 | 0                  | 0                    | 0               | 0               |
| APPLICATIONS REJECTED           | 0                 | 0                  | 1                    | 1               | 0               |
| APPLICATIONS PENDING            | 0                 | 0                  | 1                    | 2               | 0               |
| RECIPIENTS                      | 4                 | 6                  | 8                    | 8               | 7               |
| TOTAL PAYMENTS                  | \$1,320           | \$1,561            | \$2,606              | \$2,577         | \$2,540         |
| CASES CLOSED                    | 0                 | 0                  | 0                    | 0               | 0               |

TABLE 2. DETAILED OPERATING STATISTICS BY AREA AND COUNTY FOR OCTOBER 2001

|                               | AREA 3<br>SHANNON | AREA 3<br>STODDARD | AREA 3<br>WASHINGTON | AREA 3<br>WAYNE | AREA 4<br>BARRY |
|-------------------------------|-------------------|--------------------|----------------------|-----------------|-----------------|
| *** BP                        |                   |                    |                      |                 |                 |
| APPLICATIONS RECEIVED         | 0                 | 0                  | 1                    | 0               | 0               |
| APPLICATIONS APPROVED         | 0                 | 0                  | 0                    | 0               | 0               |
| APPLICATIONS REJECTED         | 0                 | 0                  | 1                    | 1               | 0               |
| APPLICATIONS PENDING          | 0                 | 0                  | 1                    | 2               | 0               |
| RECIPIENTS                    | 3                 | 19                 | 15                   | 15              | 8               |
| TOTAL PAYMENTS                | \$1,269           | \$8,037            | \$6,345              | \$6,345         | \$3,384         |
| CASES CLOSED                  | 0                 | 0                  | 0                    | 0               | 0               |
| *** NC                        |                   |                    |                      |                 |                 |
| APPLICATIONS RECEIVED         | 0                 | 8                  | 1                    | 0               | 0               |
| APPLICATIONS APPROVED         | 0                 | 3                  | 1                    | 0               | 0               |
| APPLICATIONS REJECTED         | 0                 | 2                  | 0                    | 0               | 0               |
| APPLICATIONS PENDING          | 0                 | 8                  | 1                    | 0               | 0               |
| RECIPIENTS                    | 13                | 103                | 33                   | 13              | 61              |
| RCF-II                        | 0                 | 83                 | 26                   | 3               | 47              |
| SNF-ICF                       | 0                 | 0                  | 0                    | 0               | 0               |
| RCF-I                         | 13                | 20                 | 7                    | 10              | 14              |
| PAYMENTS                      | \$1,914           | \$27,115           | \$8,258              | \$2,053         | \$15,470        |
| RCF-II                        | \$0               | \$23,997           | \$7,166              | \$642           | \$13,352        |
| SNF/ICF                       | \$0               | \$0                | \$0                  | \$0             | \$0             |
| RCF-I                         | \$1,914           | \$3,118            | \$1,092              | \$1,411         | \$2,118         |
| REINVESTIGATIONS              | 1                 | 13                 | 1                    | 1               | 0               |
| CASES CLOSED                  | 0                 | 3                  | 1                    | 0               | 0               |
| *** MA                        |                   |                    |                      |                 |                 |
| APPLICATIONS RECEIVED         | 58                | 236                | 164                  | 144             | 163             |
| APPLICATIONS APPROVED         | 36                | 179                | 101                  | 111             | 124             |
| APPLICATIONS REJECTED         | 16                | 61                 | 46                   | 42              | 22              |
| APPLICATIONS PENDING          | 34                | 170                | 132                  | 82              | 109             |
| RECIPIENTS                    | 543               | 1,674              | 1,450                | 1,127           | 1,196           |
| CASES CLOSED                  | 5                 | 22                 | 33                   | 15              | 26              |
| *** MA-K                      |                   |                    |                      |                 |                 |
| APPLICATIONS RECEIVED         | 0                 | 1                  | 0                    | 0               | 0               |
| APPLICATIONS APPROVED-DMH     | 0                 | 0                  | 0                    | 0               | 0               |
| APPLICATIONS APPROVED-DYS/JCT | 0                 | 1                  | 0                    | 0               | 0               |
| APPLICATIONS REJECTED         | 0                 | 0                  | 0                    | 0               | 0               |
| APPLICATIONS PENDING          | 0                 | 0                  | 0                    | 0               | 0               |
| RECIPIENTS - DMH              | 0                 | 0                  | 0                    | 0               | 0               |
| RECIPIENTS - DYS/JCT          | 0                 | 1                  | 2                    | 0               | 1               |
| CASES CLOSED - DMH            | 0                 | 0                  | 0                    | 0               | 0               |
| CASES CLOSED - DYS/JCT        | 0                 | 0                  | 2                    | 0               | 0               |
| *** REFUGEE                   |                   |                    |                      |                 |                 |
| APPLICATIONS RECEIVED         | 0                 | 0                  | 0                    | 0               | 0               |
| APPLICATIONS APPROVED         | 0                 | 0                  | 0                    | 0               | 0               |
| APPLICATIONS REJECTED         | 0                 | 0                  | 0                    | 0               | 0               |
| APPLICATIONS PENDING          | 0                 | 0                  | 0                    | 0               | 0               |
| CASES RECEIVING               | 0                 | 0                  | 0                    | 0               | 0               |
| TOTAL PERSONS                 | 0                 | 0                  | 0                    | 0               | 0               |
| TOTAL PAYMENTS                | \$0               | \$0                | \$0                  | \$0             | \$0             |
| REINVESTIGATIONS              | 0                 | 0                  | 0                    | 0               | 0               |
| CASES CLOSED                  | 0                 | 0                  | 0                    | 0               | 0               |
| *** SSI ONLY                  |                   |                    |                      |                 |                 |
| RECIPIENTS                    | 3                 | 24                 | 14                   | 14              | 9               |
| *** SSI-SP                    |                   |                    |                      |                 |                 |
| RECIPIENTS                    | 4                 | 5                  | 5                    | 3               | 1               |
| TOTAL PAYMENTS                | \$187             | \$406              | \$623                | \$77            | \$50            |
| *** SP ONLY                   |                   |                    |                      |                 |                 |
| RECIPIENTS                    | 0                 | 1                  | 3                    | 0               | 1               |
| TOTAL PAYMENTS                | \$0               | \$17               | \$500                | \$0             | \$52            |
| *** QMB                       |                   |                    |                      |                 |                 |
| APPLICATIONS RECEIVED         | 5                 | 11                 | 5                    | 7               | 2               |
| APPLICATIONS APPROVED         | 1                 | 5                  | 4                    | 6               | 0               |
| APPLICATIONS REJECTED         | 3                 | 6                  | 4                    | 0               | 1               |
| APPLICATIONS PENDING          | 2                 | 1                  | 3                    | 2               | 1               |
| TOTAL PERSONS                 | 35                | 151                | 81                   | 69              | 104             |
| REINVESTIGATIONS              | 1                 | 5                  | 1                    | 2               | 1               |
| CASES CLOSED                  | 8                 | 37                 | 14                   | 27              | 26              |
| *** SLMB                      |                   |                    |                      |                 |                 |
| APPLICATIONS RECEIVED         | 3                 | 6                  | 5                    | 2               | 0               |
| APPLICATIONS APPROVED         | 2                 | 3                  | 1                    | 1               | 1               |
| APPLICATIONS REJECTED         | 1                 | 5                  | 7                    | 0               | 0               |
| APPLICATIONS PENDING          | 1                 | 0                  | 3                    | 1               | 0               |
| TOTAL PERSONS                 | 63                | 136                | 66                   | 58              | 69              |
| REINVESTIGATIONS              | 2                 | 4                  | 2                    | 1               | 0               |
| CASES CLOSED                  | 10                | 29                 | 10                   | 14              | 9               |
| *** VENDOR CASES              |                   |                    |                      |                 |                 |
| RECIPIENTS                    | 47                | 237                | 149                  | 110             | 175             |
| CASES CLOSED                  | 1                 | 14                 | 4                    | 4               | 10              |

TABLE 2. DETAILED OPERATING STATISTICS BY AREA AND COUNTY FOR OCTOBER 2001

|                                 | AREA 4<br>BARTON | AREA 4<br>BATES | AREA 4<br>BENTON | AREA 4<br>CANDEN | AREA 4<br>CEDAR |
|---------------------------------|------------------|-----------------|------------------|------------------|-----------------|
| *** TEMPORARY ASSISTANCE        |                  |                 |                  |                  |                 |
| APPLICATIONS RECEIVED           | 14               | 30              | 20               | 50               | 19              |
| APPLICATIONS APPROVED           | 10               | 14              | 11               | 27               | 14              |
| APPLICATIONS REJECTED           | 1                | 10              | 7                | 19               | 3               |
| APPLICATIONS PENDING            | 9                | 13              | 8                | 33               | 7               |
| FAMILIES RECEIVING CASH         | 105              | 62              | 143              | 174              | 123             |
| CHILDREN RECEIVING CASH         | 191              | 123             | 252              | 307              | 202             |
| TOTAL PERSONS                   | 263              | 164             | 354              | 425              | 282             |
| TOTAL PAYMENTS                  | \$22,949         | \$14,103        | \$33,045         | \$40,939         | \$27,470        |
| AVERAGE PER FAMILY              | \$218.56         | \$227.47        | \$231.08         | \$235.28         | \$223.33        |
| AVERAGE PER PERSON              | \$87.26          | \$85.99         | \$93.35          | \$96.33          | \$97.41         |
| TITLE XIX ONLY CASES            | 71               | 118             | 129              | 186              | 107             |
| TITLE XIX ONLY PERSONS          | 227              | 384             | 434              | 563              | 336             |
| TITLE XIX ONLY CHILDREN         | 125              | 219             | 260              | 327              | 184             |
| TITLE XIX TRANSITIONAL CASES    | 26               | 39              | 38               | 57               | 32              |
| TITLE XIX TRANSITIONAL PERSONS  | 44               | 90              | 74               | 121              | 91              |
| TITLE XIX TRANSITIONAL CHILDREN | 10               | 41              | 21               | 54               | 46              |
| EXTENDED TRANSITIONAL CASES     | 9                | 5               | 10               | 11               | 12              |
| EXTENDED TRANSITIONAL PERSONS   | 10               | 9               | 15               | 13               | 18              |
| REINVESTIGATIONS                | 11               | 13              | 30               | 37               | 16              |
| CASES CLOSED                    | 12               | 14              | 22               | 27               | 17              |
| *** TEMPORARY ASSISTANCE/UP     |                  |                 |                  |                  |                 |
| FAMILIES RECEIVING              | 9                | 1               | 6                | 1                | 7               |
| CHILDREN RECEIVING              | 25               | 3               | 9                | 2                | 12              |
| TOTAL PERSONS                   | 37               | 5               | 19               | 4                | 22              |
| TOTAL PAYMENTS                  | \$2,299          | \$387           | \$1,181          | \$342            | \$2,080         |
| AVERAGE PER FAMILY              | \$255.44         | \$387.00        | \$196.83         | \$342.00         | \$297.14        |
| AVERAGE PER PERSON              | \$62.14          | \$77.40         | \$62.16          | \$85.50          | \$94.55         |
| *** MC+                         |                  |                 |                  |                  |                 |
| APPLICATIONS RECEIVED           | 24               | 51              | 43               | 98               | 31              |
| APPLICATIONS APPROVED           | 22               | 30              | 44               | 68               | 24              |
| APPLICATIONS REJECTED           | 9                | 17              | 8                | 30               | 5               |
| APPLICATIONS PENDING            | 3                | 15              | 7                | 27               | 2               |
| FAMILIES RECEIVING              | 519              | 592             | 707              | 1,289            | 608             |
| CUSTODIAL PARENTS RECEIVING     | 287              | 257             | 358              | 577              | 300             |
| CHILDREN RECEIVING              | 950              | 1,126           | 1,255            | 2,378            | 1,179           |
| REINVESTIGATIONS                | 8                | 41              | 32               | 48               | 40              |
| CASES CLOSED                    | 18               | 26              | 22               | 44               | 23              |
| *** NON-CUSTODIAL PARENTS       |                  |                 |                  |                  |                 |
| APPLICATIONS RECEIVED           | 0                | 0               | 0                | 0                | 1               |
| APPLICATIONS APPROVED           | 0                | 0               | 0                | 0                | 0               |
| APPLICATIONS REJECTED           | 0                | 0               | 0                | 0                | 0               |
| APPLICATIONS PENDING            | 0                | 0               | 0                | 0                | 1               |
| TOTAL PERSONS RECEIVING         | 9                | 0               | 10               | 10               | 10              |
| CURRENT SUPPORT                 | 0                | 0               | 1                | 1                | 3               |
| PARENTS' FAIR SHARE             | 9                | 0               | 9                | 9                | 7               |
| REINVESTIGATIONS                | 0                | 0               | 1                | 0                | 0               |
| CASES CLOSED                    | 0                | 0               | 1                | 1                | 1               |
| *** GR-CASH                     |                  |                 |                  |                  |                 |
| APPLICATIONS RECEIVED           | 3                | 6               | 6                | 20               | 8               |
| APPLICATIONS APPROVED           | 0                | 1               | 1                | 2                | 0               |
| APPLICATIONS REJECTED           | 5                | 5               | 5                | 8                | 5               |
| APPLICATIONS PENDING            | 2                | 9               | 16               | 37               | 15              |
| CASES RECEIVING                 | 6                | 6               | 13               | 20               | 6               |
| PERSONS RECEIVING               | 6                | 6               | 13               | 20               | 6               |
| CASH PAYMENTS                   | \$480            | \$400           | \$1,040          | \$1,600          | \$480           |
| REINVESTIGATIONS                | 0                | 0               | 0                | 0                | 0               |
| CASES CLOSED                    | 1                | 2               | 0                | 2                | 1               |
| HA-GR RECIPIENTS                | 17               | 27              | 39               | 40               | 52              |
| HA-GR TOTAL PAYMENTS            | \$1,360          | \$2,160         | \$2,991          | \$3,200          | \$4,160         |
| *** MPH                         |                  |                 |                  |                  |                 |
| APPLICATIONS RECEIVED           | 8                | 11              | 3                | 33               | 7               |
| APPLICATIONS APPROVED           | 5                | 10              | 5                | 23               | 7               |
| APPLICATIONS REJECTED           | 3                | 2               | 0                | 4                | 1               |
| APPLICATIONS PENDING            | 3                | 4               | 0                | 9                | 0               |
| CASES RECEIVING                 | 48               | 59              | 56               | 143              | 55              |
| EXTENDED WOMEN'S HEALTH         | 29               | 53              | 28               | 138              | 40              |
| CASES CLOSED                    | 2                | 4               | 2                | 7                | 7               |
| *** NEWBORNS                    |                  |                 |                  |                  |                 |
| 57                              | 48               | 25              | 104              | 36               |                 |
| *** AB SUPP                     |                  |                 |                  |                  |                 |
| APPLICATIONS RECEIVED           | 0                | 1               | 2                | 1                | 0               |
| APPLICATIONS APPROVED           | 1                | 0               | 0                | 0                | 0               |
| APPLICATIONS REJECTED           | 0                | 1               | 2                | 0                | 1               |
| APPLICATIONS PENDING            | 1                | 0               | 2                | 2                | 0               |
| RECIPIENTS                      | 5                | 3               | 5                | 2                | 3               |
| TOTAL PAYMENTS                  | \$1,917          | \$1,269         | \$1,606          | \$834            | \$1,194         |
| CASES CLOSED                    | 0                | 0               | 0                | 0                | 0               |

TABLE 2. DETAILED OPERATING STATISTICS BY AREA AND COUNTY FOR OCTOBER 2001

|                               | AREA 4<br>BARTON | AREA 4<br>BATES | AREA 4<br>BENTON | AREA 4<br>CANDEN | AREA 4<br>CEDAR |
|-------------------------------|------------------|-----------------|------------------|------------------|-----------------|
| *** BP                        |                  |                 |                  |                  |                 |
| APPLICATIONS RECEIVED         | 0                | 1               | 2                | 1                | 0               |
| APPLICATIONS APPROVED         | 0                | 0               | 0                | 0                | 0               |
| APPLICATIONS REJECTED         | 1                | 1               | 2                | 0                | 1               |
| APPLICATIONS PENDING          | 1                | 0               | 3                | 2                | 0               |
| RECIPIENTS                    | 4                | 10              | 18               | 13               | 5               |
| TOTAL PAYMENTS                | \$1,692          | \$4,230         | \$7,614          | \$5,499          | \$2,115         |
| CASES CLOSED                  | 1                | 0               | 0                | 0                | 0               |
| *** NC                        |                  |                 |                  |                  |                 |
| APPLICATIONS RECEIVED         | 0                | 0               | 3                | 0                | 1               |
| APPLICATIONS APPROVED         | 0                | 1               | 3                | 0                | 0               |
| APPLICATIONS REJECTED         | 0                | 0               | 1                | 0                | 0               |
| APPLICATIONS PENDING          | 0                | 0               | 2                | 1                | 1               |
| RECIPIENTS                    | 13               | 10              | 27               | 8                | 22              |
| RCF-II                        | 8                | 6               | 16               | 3                | 4               |
| SNF-ICF                       | 0                | 0               | 0                | 0                | 0               |
| RCF-I                         | 5                | 4               | 11               | 5                | 18              |
| PAYMENTS                      | \$2,987          | \$2,324         | \$6,150          | \$1,414          | \$3,398         |
| RCF-II                        | \$2,207          | \$1,700         | \$4,450          | \$634            | \$1,153         |
| SNF/ICF                       | \$0              | \$0             | \$0              | \$0              | \$0             |
| RCF-I                         | \$780            | \$624           | \$1,700          | \$780            | \$2,245         |
| REINVESTIGATIONS              | 0                | 5               | 1                | 1                | 1               |
| CASES CLOSED                  | 0                | 1               | 0                | 1                | 0               |
| *** MA                        |                  |                 |                  |                  |                 |
| APPLICATIONS RECEIVED         | 70               | 70              | 129              | 154              | 83              |
| APPLICATIONS APPROVED         | 44               | 48              | 87               | 107              | 74              |
| APPLICATIONS REJECTED         | 22               | 21              | 20               | 31               | 15              |
| APPLICATIONS PENDING          | 52               | 50              | 86               | 148              | 53              |
| RECIPIENTS                    | 446              | 457             | 812              | 877              | 597             |
| CASES CLOSED                  | 11               | 13              | 10               | 12               | 22              |
| *** MA-K                      |                  |                 |                  |                  |                 |
| APPLICATIONS RECEIVED         | 1                | 0               | 1                | 13               | 0               |
| APPLICATIONS APPROVED-DMH     | 0                | 0               | 0                | 0                | 0               |
| APPLICATIONS APPROVED-DYS/JCT | 0                | 0               | 0                | 12               | 0               |
| APPLICATIONS REJECTED         | 1                | 0               | 1                | 2                | 0               |
| APPLICATIONS PENDING          | 0                | 0               | 0                | 0                | 0               |
| RECIPIENTS - DMH              | 0                | 0               | 0                | 0                | 0               |
| RECIPIENTS - DYS/JCT          | 0                | 0               | 0                | 20               | 0               |
| CASES CLOSED - DMH            | 0                | 0               | 0                | 0                | 0               |
| CASES CLOSED - DYS/JCT        | 0                | 0               | 0                | 8                | 0               |
| *** REFUGEE                   |                  |                 |                  |                  |                 |
| APPLICATIONS RECEIVED         | 0                | 0               | 0                | 0                | 0               |
| APPLICATIONS APPROVED         | 0                | 0               | 0                | 0                | 0               |
| APPLICATIONS REJECTED         | 0                | 0               | 0                | 0                | 0               |
| APPLICATIONS PENDING          | 0                | 0               | 0                | 0                | 0               |
| CASES RECEIVING               | 0                | 0               | 0                | 0                | 0               |
| TOTAL PERSONS                 | 0                | 0               | 0                | 0                | 0               |
| TOTAL PAYMENTS                | \$0              | \$0             | \$0              | \$0              | \$0             |
| REINVESTIGATIONS              | 0                | 0               | 0                | 0                | 0               |
| CASES CLOSED                  | 0                | 0               | 0                | 0                | 0               |
| *** SSI ONLY                  |                  |                 |                  |                  |                 |
| RECIPIENTS                    | 0                | 5               | 2                | 4                | 3               |
| *** SSI-SP                    |                  |                 |                  |                  |                 |
| RECIPIENTS                    | 2                | 1               | 0                | 0                | 2               |
| TOTAL PAYMENTS                | \$9              | \$50            | \$0              | \$0              | \$71            |
| *** SP ONLY                   |                  |                 |                  |                  |                 |
| RECIPIENTS                    | 0                | 0               | 1                | 1                | 0               |
| TOTAL PAYMENTS                | \$0              | \$0             | \$423            | \$26             | \$0             |
| *** QMB                       |                  |                 |                  |                  |                 |
| APPLICATIONS RECEIVED         | 7                | 6               | 6                | 10               | 4               |
| APPLICATIONS APPROVED         | 4                | 1               | 4                | 4                | 3               |
| APPLICATIONS REJECTED         | 5                | 3               | 3                | 6                | 1               |
| APPLICATIONS PENDING          | 3                | 3               | 2                | 9                | 0               |
| TOTAL PERSONS                 | 33               | 61              | 89               | 85               | 77              |
| REINVESTIGATIONS              | 0                | 3               | 1                | 0                | 1               |
| CASES CLOSED                  | 2                | 11              | 17               | 17               | 22              |
| *** SLMB                      |                  |                 |                  |                  |                 |
| APPLICATIONS RECEIVED         | 6                | 3               | 3                | 5                | 0               |
| APPLICATIONS APPROVED         | 2                | 0               | 2                | 1                | 0               |
| APPLICATIONS REJECTED         | 6                | 1               | 2                | 5                | 0               |
| APPLICATIONS PENDING          | 1                | 2               | 0                | 4                | 0               |
| TOTAL PERSONS                 | 28               | 36              | 41               | 49               | 74              |
| REINVESTIGATIONS              | 0                | 0               | 0                | 2                | 4               |
| CASES CLOSED                  | 1                | 3               | 11               | 9                | 7               |
| *** VENDOR CASES              |                  |                 |                  |                  |                 |
| RECIPIENTS                    | 59               | 156             | 124              | 137              | 100             |
| CASES CLOSED                  | 2                | 5               | 2                | 4                | 5               |



TABLE 2. DETAILED OPERATING STATISTICS BY AREA AND COUNTY FOR OCTOBER 2001

|                                 | AREA 4<br>CHRISTIAN | AREA 4<br>DADE | AREA 4<br>DALLAS | AREA 4<br>DOUGLAS | AREA 4<br>GREENE |
|---------------------------------|---------------------|----------------|------------------|-------------------|------------------|
| *** TEMPORARY ASSISTANCE        |                     |                |                  |                   |                  |
| APPLICATIONS RECEIVED           | 80                  | 7              | 30               | 21                | 318              |
| APPLICATIONS APPROVED           | 21                  | 4              | 18               | 20                | 187              |
| APPLICATIONS REJECTED           | 41                  | 0              | 6                | 1                 | 93               |
| APPLICATIONS PENDING            | 49                  | 4              | 13               | 6                 | 164              |
| FAMILIES RECEIVING CASH         | 169                 | 39             | 141              | 106               | 1,441            |
| CHILDREN RECEIVING CASH         | 254                 | 64             | 262              | 189               | 2,540            |
| TOTAL PERSONS                   | 347                 | 88             | 360              | 273               | 3,593            |
| TOTAL PAYMENTS                  | \$34,867            | \$8,071        | \$32,067         | \$25,627          | \$338,315        |
| AVERAGE PER FAMILY              | \$206.31            | \$206.95       | \$227.43         | \$241.76          | \$234.78         |
| AVERAGE PER PERSON              | \$100.48            | \$91.72        | \$89.08          | \$93.87           | \$94.16          |
| TITLE XIX ONLY CASES            | 218                 | 34             | 93               | 86                | 1,340            |
| TITLE XIX ONLY PERSONS          | 637                 | 101            | 291              | 281               | 3,867            |
| TITLE XIX ONLY CHILDREN         | 368                 | 55             | 157              | 165               | 2,256            |
| TITLE XIX TRANSITIONAL CASES    | 67                  | 8              | 35               | 34                | 271              |
| TITLE XIX TRANSITIONAL PERSONS  | 133                 | 13             | 77               | 66                | 526              |
| TITLE XIX TRANSITIONAL CHILDREN | 53                  | 3              | 31               | 27                | 224              |
| EXTENDED TRANSITIONAL CASES     | 27                  | 4              | 18               | 12                | 89               |
| EXTENDED TRANSITIONAL PERSONS   | 32                  | 5              | 23               | 16                | 100              |
| REINVESTIGATIONS                | 26                  | 5              | 41               | 8                 | 187              |
| CASES CLOSED                    | 37                  | 7              | 20               | 12                | 150              |
| *** TEMPORARY ASSISTANCE/UP     |                     |                |                  |                   |                  |
| FAMILIES RECEIVING              | 2                   | 1              | 9                | 8                 | 48               |
| CHILDREN RECEIVING              | 4                   | 2              | 25               | 20                | 102              |
| TOTAL PERSONS                   | 8                   | 3              | 43               | 33                | 192              |
| TOTAL PAYMENTS                  | \$566               | \$256          | \$3,012          | \$2,492           | \$14,259         |
| AVERAGE PER FAMILY              | \$283.00            | \$256.00       | \$334.67         | \$311.50          | \$297.06         |
| AVERAGE PER PERSON              | \$70.75             | \$85.33        | \$70.05          | \$75.52           | \$74.27          |
| *** MC+                         |                     |                |                  |                   |                  |
| APPLICATIONS RECEIVED           | 108                 | 17             | 41               | 49                | 432              |
| APPLICATIONS APPROVED           | 71                  | 8              | 29               | 33                | 288              |
| APPLICATIONS REJECTED           | 30                  | 3              | 5                | 7                 | 128              |
| APPLICATIONS PENDING            | 60                  | 9              | 16               | 21                | 185              |
| FAMILIES RECEIVING              | 1,764               | 324            | 692              | 647               | 6,707            |
| CUSTODIAL PARENTS RECEIVING     | 758                 | 144            | 307              | 326               | 3,026            |
| CHILDREN RECEIVING              | 3,223               | 655            | 1,315            | 1,252             | 11,944           |
| REINVESTIGATIONS                | 94                  | 21             | 45               | 29                | 232              |
| CASES CLOSED                    | 62                  | 8              | 29               | 24                | 266              |
| *** NON-CUSTODIAL PARENTS       |                     |                |                  |                   |                  |
| APPLICATIONS RECEIVED           | 2                   | 1              | 0                | 1                 | 10               |
| APPLICATIONS APPROVED           | 2                   | 1              | 0                | 1                 | 7                |
| APPLICATIONS REJECTED           | 0                   | 0              | 0                | 0                 | 2                |
| APPLICATIONS PENDING            | 0                   | 0              | 0                | 0                 | 1                |
| TOTAL PERSONS RECEIVING         | 9                   | 2              | 5                | 6                 | 98               |
| CURRENT SUPPORT                 | 0                   | 0              | 0                | 2                 | 6                |
| PARENTS' FAIR SHARE             | 9                   | 2              | 5                | 4                 | 92               |
| REINVESTIGATIONS                | 0                   | 0              | 0                | 1                 | 0                |
| CASES CLOSED                    | 0                   | 0              | 0                | 0                 | 5                |
| *** GR-CASH                     |                     |                |                  |                   |                  |
| APPLICATIONS RECEIVED           | 15                  | 1              | 6                | 4                 | 149              |
| APPLICATIONS APPROVED           | 1                   | 0              | 1                | 1                 | 15               |
| APPLICATIONS REJECTED           | 9                   | 5              | 7                | 5                 | 126              |
| APPLICATIONS PENDING            | 21                  | 5              | 12               | 6                 | 213              |
| CASES RECEIVING                 | 8                   | 6              | 11               | 8                 | 79               |
| PERSONS RECEIVING               | 8                   | 6              | 11               | 8                 | 79               |
| CASH PAYMENTS                   | \$640               | \$480          | \$800            | \$640             | \$6,160          |
| REINVESTIGATIONS                | 0                   | 0              | 1                | 0                 | 1                |
| CASES CLOSED                    | 2                   | 1              | 0                | 1                 | 3                |
| MA-GR RECIPIENTS                | 40                  | 11             | 32               | 27                | 406              |
| MA-GR TOTAL PAYMENTS            | \$3,183             | \$880          | \$2,560          | \$2,160           | \$32,269         |
| *** HPW                         |                     |                |                  |                   |                  |
| APPLICATIONS RECEIVED           | 32                  | 0              | 7                | 8                 | 201              |
| APPLICATIONS APPROVED           | 29                  | 2              | 8                | 7                 | 129              |
| APPLICATIONS REJECTED           | 8                   | 1              | 1                | 0                 | 44               |
| APPLICATIONS PENDING            | 6                   | 0              | 0                | 2                 | 64               |
| CASES RECEIVING                 | 214                 | 21             | 53               | 54                | 834              |
| EXTENDED WOMEN'S HEALTH         | 210                 | 31             | 50               | 34                | 989              |
| CASES CLOSED                    | 11                  | 0              | 2                | 3                 | 21               |
| *** NEWBORNS                    | 198                 | 22             | 66               | 34                | 1,096            |
| *** AB SUPP                     |                     |                |                  |                   |                  |
| APPLICATIONS RECEIVED           | 0                   | 0              | 0                | 0                 | 5                |
| APPLICATIONS APPROVED           | 0                   | 0              | 0                | 0                 | 1                |
| APPLICATIONS REJECTED           | 1                   | 0              | 0                | 0                 | 4                |
| APPLICATIONS PENDING            | 2                   | 0              | 0                | 0                 | 4                |
| RECIPIENTS                      | 4                   | 4              | 1                | 2                 | 23               |
| TOTAL PAYMENTS                  | \$1,530             | \$1,573        | \$170            | \$846             | \$8,288          |
| CASES CLOSED                    | 1                   | 0              | 0                | 0                 | 1                |

TABLE 2. DETAILED OPERATING STATISTICS BY AREA AND COUNTY FOR OCTOBER 2001

|                               | AREA 4<br>CHRISTIAN | AREA 4<br>DADE | AREA 4<br>DALLAS | AREA 4<br>DOUGLAS | AREA 4<br>GREENE |
|-------------------------------|---------------------|----------------|------------------|-------------------|------------------|
| *** BP                        |                     |                |                  |                   |                  |
| APPLICATIONS RECEIVED         | 0                   | 0              | 0                | 0                 | 6                |
| APPLICATIONS APPROVED         | 1                   | 0              | 0                | 0                 | 1                |
| APPLICATIONS REJECTED         | 1                   | 0              | 0                | 0                 | 5                |
| APPLICATIONS PENDING          | 2                   | 0              | 0                | 0                 | 8                |
| RECIPIENTS                    | 16                  | 2              | 3                | 3                 | 94               |
| TOTAL PAYMENTS                | \$6,768             | \$846          | \$1,269          | \$1,269           | \$39,339         |
| CASES CLOSED                  | 0                   | 0              | 0                | 0                 | 1                |
| *** NC                        |                     |                |                  |                   |                  |
| APPLICATIONS RECEIVED         | 4                   | 0              | 0                | 2                 | 13               |
| APPLICATIONS APPROVED         | 1                   | 1              | 0                | 3                 | 17               |
| APPLICATIONS REJECTED         | 6                   | 0              | 1                | 0                 | 3                |
| APPLICATIONS PENDING          | 5                   | 0              | 0                | 1                 | 7                |
| RECIPIENTS                    | 194                 | 6              | 31               | 31                | 291              |
| RCF-II                        | 152                 | 5              | 18               | 27                | 259              |
| SNF-ICF                       | 19                  | 0              | 0                | 0                 | 0                |
| RCF-I                         | 23                  | 1              | 13               | 4                 | 32               |
| PAYMENTS                      | \$53,646            | \$1,616        | \$6,937          | \$8,046           | \$75,525         |
| RCF-II                        | \$43,104            | \$1,460        | \$4,915          | \$7,422           | \$70,622         |
| SNF/ICF                       | \$6,977             | \$0            | \$0              | \$0               | \$0              |
| RCF-I                         | \$3,565             | \$156          | \$2,022          | \$624             | \$4,903          |
| REINVESTIGATIONS              | 9                   | 0              | 2                | 0                 | 4                |
| CASES CLOSED                  | 1                   | 0              | 0                | 1                 | 3                |
| *** MA                        |                     |                |                  |                   |                  |
| APPLICATIONS RECEIVED         | 172                 | 29             | 75               | 82                | 892              |
| APPLICATIONS APPROVED         | 107                 | 32             | 58               | 65                | 641              |
| APPLICATIONS REJECTED         | 50                  | 7              | 20               | 10                | 243              |
| APPLICATIONS PENDING          | 145                 | 29             | 62               | 44                | 712              |
| RECIPIENTS                    | 1,008               | 302            | 631              | 723               | 6,764            |
| CASES CLOSED                  | 27                  | 0              | 15               | 11                | 108              |
| *** MA-K                      |                     |                |                  |                   |                  |
| APPLICATIONS RECEIVED         | 1                   | 0              | 0                | 0                 | 24               |
| APPLICATIONS APPROVED-DHH     | 0                   | 0              | 0                | 0                 | 0                |
| APPLICATIONS APPROVED-DYS/JCT | 1                   | 0              | 0                | 0                 | 24               |
| APPLICATIONS REJECTED         | 0                   | 0              | 0                | 0                 | 1                |
| APPLICATIONS PENDING          | 0                   | 0              | 0                | 0                 | 3                |
| RECIPIENTS - DHH              | 0                   | 0              | 0                | 0                 | 0                |
| RECIPIENTS - DYS/JCT          | 8                   | 1              | 0                | 0                 | 84               |
| CASES CLOSED - DHH            | 0                   | 0              | 0                | 0                 | 0                |
| CASES CLOSED - DYS/JCT        | 5                   | 0              | 0                | 0                 | 14               |
| *** REFUGEE                   |                     |                |                  |                   |                  |
| APPLICATIONS RECEIVED         | 0                   | 0              | 0                | 0                 | 0                |
| APPLICATIONS APPROVED         | 0                   | 0              | 0                | 0                 | 0                |
| APPLICATIONS REJECTED         | 0                   | 0              | 0                | 0                 | 0                |
| APPLICATIONS PENDING          | 0                   | 0              | 0                | 0                 | 0                |
| CASES RECEIVING               | 0                   | 0              | 0                | 0                 | 0                |
| TOTAL PERSONS                 | 0                   | 0              | 0                | 0                 | 0                |
| TOTAL PAYMENTS                | \$0                 | \$0            | \$0              | \$0               | \$0              |
| REINVESTIGATIONS              | 0                   | 0              | 0                | 0                 | 0                |
| CASES CLOSED                  | 0                   | 0              | 0                | 0                 | 0                |
| *** SSI ONLY                  |                     |                |                  |                   |                  |
| RECIPIENTS                    | 7                   | 1              | 5                | 5                 | 49               |
| *** SSI-SP                    |                     |                |                  |                   |                  |
| RECIPIENTS                    | 1                   | 0              | 7                | 3                 | 22               |
| TOTAL PAYMENTS                | \$26                | \$0            | \$574            | \$51              | \$916            |
| *** SP ONLY                   |                     |                |                  |                   |                  |
| RECIPIENTS                    | 0                   | 0              | 2                | 0                 | 4                |
| TOTAL PAYMENTS                | \$0                 | \$0            | \$245            | \$0               | \$225            |
| *** QMB                       |                     |                |                  |                   |                  |
| APPLICATIONS RECEIVED         | 10                  | 1              | 1                | 4                 | 49               |
| APPLICATIONS APPROVED         | 4                   | 0              | 0                | 4                 | 30               |
| APPLICATIONS REJECTED         | 6                   | 0              | 0                | 0                 | 24               |
| APPLICATIONS PENDING          | 7                   | 1              | 1                | 2                 | 17               |
| TOTAL PERSONS                 | 100                 | 30             | 78               | 56                | 630              |
| REINVESTIGATIONS              | 0                   | 0              | 2                | 0                 | 4                |
| CASES CLOSED                  | 23                  | 9              | 10               | 19                | 168              |
| *** SLMB                      |                     |                |                  |                   |                  |
| APPLICATIONS RECEIVED         | 6                   | 1              | 6                | 6                 | 27               |
| APPLICATIONS APPROVED         | 2                   | 0              | 4                | 2                 | 12               |
| APPLICATIONS REJECTED         | 5                   | 0              | 0                | 3                 | 15               |
| APPLICATIONS PENDING          | 3                   | 1              | 2                | 1                 | 5                |
| TOTAL PERSONS                 | 93                  | 15             | 54               | 38                | 348              |
| REINVESTIGATIONS              | 2                   | 0              | 0                | 0                 | 6                |
| CASES CLOSED                  | 8                   | 1              | 10               | 7                 | 50               |
| *** VENDOR CASES              |                     |                |                  |                   |                  |
| RECIPIENTS                    | 147                 | 92             | 99               | 50                | 1,039            |
| CASES CLOSED                  | 8                   | 3              | 4                | 1                 | 52               |

TABLE 2. DETAILED OPERATING STATISTICS BY AREA AND COUNTY FOR OCTOBER 2001

|                                 | AREA 4<br>HENRY | AREA 4<br>HICKORY | AREA 4<br>JASPER | AREA 4<br>LACLEDE | AREA 4<br>LAWRENCE |
|---------------------------------|-----------------|-------------------|------------------|-------------------|--------------------|
| *** TEMPORARY ASSISTANCE        |                 |                   |                  |                   |                    |
| APPLICATIONS RECEIVED           | 28              | 12                | 172              | 52                | 42                 |
| APPLICATIONS APPROVED           | 15              | 7                 | 141              | 36                | 31                 |
| APPLICATIONS REJECTED           | 3               | 4                 | 35               | 8                 | 5                  |
| APPLICATIONS PENDING            | 21              | 5                 | 62               | 25                | 20                 |
| FAMILIES RECEIVING CASH         | 174             | 45                | 956              | 273               | 249                |
| CHILDREN RECEIVING CASH         | 289             | 74                | 1,746            | 485               | 446                |
| TOTAL PERSONS                   | 415             | 96                | 2,461            | 670               | 627                |
| TOTAL PAYMENTS                  | \$40,501        | \$9,858           | \$228,894        | \$67,258          | \$59,885           |
| AVERAGE PER FAMILY              | \$232.76        | \$219.07          | \$239.43         | \$246.37          | \$240.50           |
| AVERAGE PER PERSON              | \$97.59         | \$102.69          | \$93.01          | \$100.39          | \$95.51            |
| TITLE XIX ONLY CASES            | 139             | 73                | 659              | 272               | 184                |
| TITLE XIX ONLY PERSONS          | 424             | 242               | 2,012            | 867               | 597                |
| TITLE XIX ONLY CHILDREN         | 252             | 146               | 1,166            | 512               | 346                |
| TITLE XIX TRANSITIONAL CASES    | 55              | 30                | 138              | 91                | 63                 |
| TITLE XIX TRANSITIONAL PERSONS  | 117             | 60                | 225              | 181               | 135                |
| TITLE XIX TRANSITIONAL CHILDREN | 51              | 19                | 65               | 65                | 54                 |
| EXTENDED TRANSITIONAL CASES     | 27              | 7                 | 41               | 34                | 17                 |
| EXTENDED TRANSITIONAL PERSONS   | 36              | 13                | 44               | 43                | 21                 |
| REINVESTIGATIONS                | 24              | 16                | 123              | 43                | 24                 |
| CASES CLOSED                    | 21              | 9                 | 122              | 34                | 31                 |
| *** TEMPORARY ASSISTANCE/UP     |                 |                   |                  |                   |                    |
| FAMILIES RECEIVING              | 3               | 0                 | 32               | 14                | 9                  |
| CHILDREN RECEIVING              | 3               | 0                 | 70               | 28                | 22                 |
| TOTAL PERSONS                   | 9               | 0                 | 119              | 51                | 36                 |
| TOTAL PAYMENTS                  | \$377           | \$0               | \$9,258          | \$3,728           | \$2,440            |
| AVERAGE PER FAMILY              | \$125.67        | \$0.00            | \$289.31         | \$266.29          | \$271.11           |
| AVERAGE PER PERSON              | \$41.89         | \$0.00            | \$77.80          | \$73.10           | \$67.78            |
| *** HC+                         |                 |                   |                  |                   |                    |
| APPLICATIONS RECEIVED           | 31              | 17                | 292              | 94                | 81                 |
| APPLICATIONS APPROVED           | 33              | 17                | 195              | 56                | 63                 |
| APPLICATIONS REJECTED           | 7               | 5                 | 98               | 29                | 24                 |
| APPLICATIONS PENDING            | 11              | 3                 | 106              | 38                | 28                 |
| FAMILIES RECEIVING              | 817             | 425               | 4,391            | 1,392             | 1,373              |
| CUSTODIAL PARENTS RECEIVING     | 351             | 187               | 1,944            | 678               | 572                |
| CHILDREN RECEIVING              | 1,510           | 805               | 8,013            | 2,546             | 2,614              |
| REINVESTIGATIONS                | 31              | 8                 | 107              | 56                | 58                 |
| CASES CLOSED                    | 26              | 19                | 168              | 48                | 62                 |
| *** NON-CUSTODIAL PARENTS       |                 |                   |                  |                   |                    |
| APPLICATIONS RECEIVED           | 0               | 0                 | 12               | 0                 | 4                  |
| APPLICATIONS APPROVED           | 0               | 0                 | 9                | 0                 | 4                  |
| APPLICATIONS REJECTED           | 0               | 0                 | 0                | 0                 | 0                  |
| APPLICATIONS PENDING            | 0               | 0                 | 1                | 0                 | 0                  |
| TOTAL PERSONS RECEIVING         | 13              | 8                 | 53               | 9                 | 19                 |
| CURRENT SUPPORT                 | 1               | 3                 | 2                | 1                 | 3                  |
| PARENTS' FAIR SHARE             | 12              | 5                 | 51               | 8                 | 16                 |
| REINVESTIGATIONS                | 0               | 0                 | 0                | 0                 | 0                  |
| CASES CLOSED                    | 0               | 0                 | 0                | 1                 | 1                  |
| *** GR-CASH                     |                 |                   |                  |                   |                    |
| APPLICATIONS RECEIVED           | 7               | 4                 | 50               | 32                | 15                 |
| APPLICATIONS APPROVED           | 3               | 0                 | 7                | 3                 | 2                  |
| APPLICATIONS REJECTED           | 8               | 4                 | 53               | 17                | 16                 |
| APPLICATIONS PENDING            | 19              | 11                | 103              | 39                | 26                 |
| CASES RECEIVING                 | 15              | 9                 | 60               | 14                | 13                 |
| PERSONS RECEIVING               | 15              | 9                 | 60               | 14                | 13                 |
| CASH PAYMENTS                   | \$1,200         | \$720             | \$4,800          | \$1,120           | \$1,040            |
| REINVESTIGATIONS                | 0               | 0                 | 0                | 0                 | 0                  |
| CASES CLOSED                    | 1               | 1                 | 4                | 3                 | 1                  |
| MA-GR RECIPIENTS                | 44              | 28                | 218              | 59                | 64                 |
| MA-GR TOTAL PAYMENTS            | \$3,520         | \$2,240           | \$17,310         | \$4,640           | \$5,061            |
| *** HPW                         |                 |                   |                  |                   |                    |
| APPLICATIONS RECEIVED           | 10              | 3                 | 137              | 37                | 26                 |
| APPLICATIONS APPROVED           | 12              | 2                 | 74               | 29                | 17                 |
| APPLICATIONS REJECTED           | 0               | 1                 | 43               | 7                 | 13                 |
| APPLICATIONS PENDING            | 1               | 1                 | 44               | 8                 | 4                  |
| CASES RECEIVING                 | 80              | 26                | 517              | 154               | 144                |
| EXTENDED WOMEN'S HEALTH         | 89              | 29                | 482              | 140               | 151                |
| CASES CLOSED                    | 1               | 0                 | 27               | 4                 | 5                  |
| *** NEWBORNS                    | 74              | 39                | 589              | 135               | 162                |
| *** AB SUPP                     |                 |                   |                  |                   |                    |
| APPLICATIONS RECEIVED           | 1               | 0                 | 8                | 0                 | 1                  |
| APPLICATIONS APPROVED           | 1               | 0                 | 2                | 1                 | 0                  |
| APPLICATIONS REJECTED           | 0               | 0                 | 5                | 0                 | 0                  |
| APPLICATIONS PENDING            | 1               | 1                 | 12               | 0                 | 2                  |
| RECIPIENTS                      | 4               | 1                 | 20               | 7                 | 9                  |
| TOTAL PAYMENTS                  | \$1,226         | \$423             | \$6,246          | \$1,796           | \$2,501            |
| CASES CLOSED                    | 0               | 0                 | 0                | 0                 | 0                  |

TABLE 2. DETAILED OPERATING STATISTICS BY AREA AND COUNTY FOR OCTOBER 2001

|                               | AREA 4<br>HENRY | AREA 4<br>HICKORY | AREA 4<br>JASPER | AREA 4<br>LACLEDE | AREA 4<br>LAWRENCE |
|-------------------------------|-----------------|-------------------|------------------|-------------------|--------------------|
| *** BP                        |                 |                   |                  |                   |                    |
| APPLICATIONS RECEIVED         | 2               | 0                 | 8                | 0                 | 1                  |
| APPLICATIONS APPROVED         | 0               | 0                 | 2                | 0                 | 0                  |
| APPLICATIONS REJECTED         | 0               | 0                 | 5                | 1                 | 0                  |
| APPLICATIONS PENDING          | 2               | 1                 | 12               | 0                 | 2                  |
| RECIPIENTS                    | 16              | 8                 | 46               | 24                | 16                 |
| TOTAL PAYMENTS                | \$6,768         | \$3,384           | \$19,433         | \$10,152          | \$6,768            |
| CASES CLOSED                  | 0               | 0                 | 1                | 0                 | 1                  |
| *** NC                        |                 |                   |                  |                   |                    |
| APPLICATIONS RECEIVED         | 4               | 0                 | 19               | 1                 | 2                  |
| APPLICATIONS APPROVED         | 1               | 0                 | 11               | 4                 | 2                  |
| APPLICATIONS REJECTED         | 1               | 0                 | 4                | 0                 | 0                  |
| APPLICATIONS PENDING          | 2               | 0                 | 12               | 2                 | 1                  |
| RECIPIENTS                    | 46              | 4                 | 204              | 83                | 45                 |
| RCF-II                        | 32              | 3                 | 145              | 45                | 42                 |
| SNF-ICF                       | 0               | 0                 | 0                | 0                 | 0                  |
| RCF-I                         | 14              | 1                 | 59               | 38                | 3                  |
| PAYMENTS                      | \$11,047        | \$1,010           | \$48,096         | \$17,429          | \$12,626           |
| RCF-II                        | \$8,863         | \$854             | \$39,203         | \$11,501          | \$12,158           |
| SNF/ICF                       | \$0             | \$0               | \$0              | \$0               | \$0                |
| RCF-I                         | \$2,184         | \$156             | \$8,893          | \$5,928           | \$468              |
| REINVESTIGATIONS              | 0               | 0                 | 2                | 3                 | 2                  |
| CASES CLOSED                  | 0               | 0                 | 6                | 2                 | 0                  |
| *** MA                        |                 |                   |                  |                   |                    |
| APPLICATIONS RECEIVED         | 124             | 60                | 611              | 171               | 179                |
| APPLICATIONS APPROVED         | 106             | 33                | 438              | 112               | 142                |
| APPLICATIONS REJECTED         | 29              | 12                | 134              | 45                | 43                 |
| APPLICATIONS PENDING          | 72              | 41                | 514              | 132               | 130                |
| RECIPIENTS                    | 923             | 469               | 4,028            | 1,158             | 1,165              |
| CASES CLOSED                  | 11              | 5                 | 85               | 28                | 31                 |
| *** MA-K                      |                 |                   |                  |                   |                    |
| APPLICATIONS RECEIVED         | 2               | 0                 | 2                | 0                 | 2                  |
| APPLICATIONS APPROVED-DMH     | 0               | 0                 | 0                | 0                 | 0                  |
| APPLICATIONS APPROVED-DYS/JCT | 3               | 0                 | 2                | 0                 | 0                  |
| APPLICATIONS REJECTED         | 0               | 0                 | 0                | 0                 | 2                  |
| APPLICATIONS PENDING          | 0               | 0                 | 0                | 0                 | 0                  |
| RECIPIENTS - DMH              | 0               | 0                 | 0                | 0                 | 0                  |
| RECIPIENTS - DYS/JCT          | 22              | 1                 | 6                | 0                 | 3                  |
| CASES CLOSED - DMH            | 0               | 0                 | 0                | 0                 | 0                  |
| CASES CLOSED - DYS/JCT        | 2               | 1                 | 0                | 0                 | 1                  |
| *** REFUGEE                   |                 |                   |                  |                   |                    |
| APPLICATIONS RECEIVED         | 0               | 0                 | 0                | 0                 | 0                  |
| APPLICATIONS APPROVED         | 0               | 0                 | 0                | 0                 | 0                  |
| APPLICATIONS REJECTED         | 0               | 0                 | 0                | 0                 | 0                  |
| APPLICATIONS PENDING          | 0               | 0                 | 0                | 0                 | 0                  |
| CASES RECEIVING               | 0               | 0                 | 0                | 0                 | 0                  |
| TOTAL PERSONS                 | 0               | 0                 | 0                | 0                 | 0                  |
| TOTAL PAYMENTS                | \$0             | \$0               | \$0              | \$0               | \$0                |
| REINVESTIGATIONS              | 0               | 0                 | 0                | 0                 | 0                  |
| CASES CLOSED                  | 0               | 0                 | 0                | 0                 | 0                  |
| *** SSI ONLY                  |                 |                   |                  |                   |                    |
| RECIPIENTS                    | 10              | 4                 | 17               | 9                 | 6                  |
| *** SSI-SP                    |                 |                   |                  |                   |                    |
| RECIPIENTS                    | 2               | 2                 | 5                | 7                 | 2                  |
| TOTAL PAYMENTS                | \$34            | \$129             | \$352            | \$660             | \$118              |
| *** SP ONLY                   |                 |                   |                  |                   |                    |
| RECIPIENTS                    | 1               | 0                 | 3                | 1                 | 1                  |
| TOTAL PAYMENTS                | \$383           | \$0               | \$235            | \$61              | \$58               |
| *** QMB                       |                 |                   |                  |                   |                    |
| APPLICATIONS RECEIVED         | 3               | 2                 | 37               | 11                | 11                 |
| APPLICATIONS APPROVED         | 2               | 2                 | 14               | 5                 | 9                  |
| APPLICATIONS REJECTED         | 0               | 0                 | 26               | 5                 | 4                  |
| APPLICATIONS PENDING          | 1               | 0                 | 14               | 5                 | 3                  |
| TOTAL PERSONS                 | 100             | 43                | 397              | 108               | 88                 |
| REINVESTIGATIONS              | 2               | 0                 | 0                | 0                 | 0                  |
| CASES CLOSED                  | 27              | 7                 | 102              | 28                | 21                 |
| *** SLMB                      |                 |                   |                  |                   |                    |
| APPLICATIONS RECEIVED         | 1               | 2                 | 22               | 7                 | 7                  |
| APPLICATIONS APPROVED         | 1               | 2                 | 8                | 2                 | 1                  |
| APPLICATIONS REJECTED         | 0               | 0                 | 16               | 5                 | 8                  |
| APPLICATIONS PENDING          | 0               | 1                 | 10               | 4                 | 2                  |
| TOTAL PERSONS                 | 60              | 41                | 336              | 96                | 70                 |
| REINVESTIGATIONS              | 2               | 0                 | 3                | 0                 | 0                  |
| CASES CLOSED                  | 9               | 2                 | 60               | 12                | 8                  |
| *** VENDOR CASES              |                 |                   |                  |                   |                    |
| RECIPIENTS                    | 152             | 80                | 479              | 158               | 183                |
| CASES CLOSED                  | 6               | 7                 | 16               | 6                 | 5                  |

TABLE 2. DETAILED OPERATING STATISTICS BY AREA AND COUNTY FOR OCTOBER 2001

|                                 | AREA 4<br>MCDONALD | AREA 4<br>MARIES | AREA 4<br>HILLER | AREA 4<br>MONITEAU | AREA 4<br>MORGAN |
|---------------------------------|--------------------|------------------|------------------|--------------------|------------------|
| *** TEMPORARY ASSISTANCE        |                    |                  |                  |                    |                  |
| APPLICATIONS RECEIVED           | 37                 | 5                | 29               | 15                 | 29               |
| APPLICATIONS APPROVED           | 27                 | 1                | 23               | 10                 | 22               |
| APPLICATIONS REJECTED           | 13                 | 2                | 11               | 3                  | 4                |
| APPLICATIONS PENDING            | 20                 | 6                | 15               | 10                 | 10               |
| FAMILIES RECEIVING CASH         | 159                | 61               | 137              | 62                 | 105              |
| CHILDREN RECEIVING CASH         | 290                | 105              | 260              | 99                 | 192              |
| TOTAL PERSONS                   | 393                | 140              | 346              | 143                | 251              |
| TOTAL PAYMENTS                  | \$38,596           | \$15,558         | \$30,640         | \$14,402           | \$23,722         |
| AVERAGE PER FAMILY              | \$242.74           | \$255.05         | \$223.65         | \$232.29           | \$225.92         |
| AVERAGE PER PERSON              | \$98.21            | \$111.13         | \$88.55          | \$100.71           | \$96.51          |
| TITLE XIX ONLY CASES            | 156                | 26               | 132              | 45                 | 122              |
| TITLE XIX ONLY PERSONS          | 464                | 88               | 406              | 135                | 388              |
| TITLE XIX ONLY CHILDREN         | 283                | 52               | 220              | 81                 | 229              |
| TITLE XIX TRANSITIONAL CASES    | 51                 | 10               | 63               | 11                 | 20               |
| TITLE XIX TRANSITIONAL PERSONS  | 114                | 16               | 124              | 24                 | 44               |
| TITLE XIX TRANSITIONAL CHILDREN | 46                 | 4                | 45               | 7                  | 16               |
| EXTENDED TRANSITIONAL CASES     | 6                  | 1                | 10               | 2                  | 7                |
| EXTENDED TRANSITIONAL PERSONS   | 6                  | 1                | 14               | 2                  | 8                |
| REINVESTIGATIONS                | 19                 | 5                | 29               | 10                 | 29               |
| CASES CLOSED                    | 27                 | 2                | 25               | 4                  | 15               |
| *** TEMPORARY ASSISTANCE/UP     |                    |                  |                  |                    |                  |
| FAMILIES RECEIVING              | 2                  | 0                | 4                | 3                  | 2                |
| CHILDREN RECEIVING              | 5                  | 0                | 12               | 7                  | 7                |
| TOTAL PERSONS                   | 9                  | 0                | 19               | 11                 | 10               |
| TOTAL PAYMENTS                  | \$730              | \$0              | \$1,070          | \$852              | \$618            |
| AVERAGE PER FAMILY              | \$365.00           | \$0.00           | \$267.50         | \$284.00           | \$309.00         |
| AVERAGE PER PERSON              | \$81.11            | \$0.00           | \$56.32          | \$77.45            | \$61.80          |
| *** MC+                         |                    |                  |                  |                    |                  |
| APPLICATIONS RECEIVED           | 98                 | 18               | 57               | 27                 | 50               |
| APPLICATIONS APPROVED           | 62                 | 7                | 48               | 22                 | 39               |
| APPLICATIONS REJECTED           | 27                 | 3                | 13               | 8                  | 10               |
| APPLICATIONS PENDING            | 39                 | 13               | 22               | 13                 | 17               |
| FAMILIES RECEIVING              | 1,168              | 285              | 1,203            | 363                | 760              |
| CUSTODIAL PARENTS RECEIVING     | 605                | 162              | 520              | 166                | 447              |
| CHILDREN RECEIVING              | 2,301              | 544              | 2,236            | 655                | 1,481            |
| REINVESTIGATIONS                | 55                 | 11               | 72               | 12                 | 30               |
| CASES CLOSED                    | 58                 | 8                | 34               | 14                 | 25               |
| *** NON-CUSTODIAL PARENTS       |                    |                  |                  |                    |                  |
| APPLICATIONS RECEIVED           | 0                  | 0                | 1                | 0                  | 1                |
| APPLICATIONS APPROVED           | 0                  | 0                | 1                | 0                  | 1                |
| APPLICATIONS REJECTED           | 0                  | 0                | 0                | 0                  | 0                |
| APPLICATIONS PENDING            | 0                  | 0                | 0                | 0                  | 0                |
| TOTAL PERSONS RECEIVING         | 10                 | 1                | 4                | 4                  | 9                |
| CURRENT SUPPORT                 | 0                  | 0                | 0                | 1                  | 0                |
| PARENTS' FAIR SHARE             | 10                 | 1                | 4                | 3                  | 9                |
| REINVESTIGATIONS                | 0                  | 0                | 0                | 0                  | 0                |
| CASES CLOSED                    | 1                  | 1                | 0                | 2                  | 1                |
| *** GR-CASH                     |                    |                  |                  |                    |                  |
| APPLICATIONS RECEIVED           | 10                 | 0                | 12               | 3                  | 11               |
| APPLICATIONS APPROVED           | 2                  | 0                | 4                | 0                  | 0                |
| APPLICATIONS REJECTED           | 7                  | 3                | 19               | 0                  | 5                |
| APPLICATIONS PENDING            | 17                 | 2                | 20               | 11                 | 17               |
| CASES RECEIVING                 | 8                  | 6                | 24               | 2                  | 9                |
| PERSONS RECEIVING               | 8                  | 6                | 24               | 2                  | 9                |
| CASH PAYMENTS                   | \$640              | \$480            | \$1,760          | \$160              | \$640            |
| REINVESTIGATIONS                | 0                  | 0                | 0                | 0                  | 0                |
| CASES CLOSED                    | 1                  | 0                | 6                | 0                  | 2                |
| HA-GR RECIPIENTS                | 51                 | 10               | 57               | 8                  | 33               |
| HA-GR TOTAL PAYMENTS            | \$4,080            | \$800            | \$4,480          | \$640              | \$2,640          |
| *** HPW                         |                    |                  |                  |                    |                  |
| APPLICATIONS RECEIVED           | 28                 | 7                | 16               | 5                  | 11               |
| APPLICATIONS APPROVED           | 18                 | 4                | 13               | 6                  | 6                |
| APPLICATIONS REJECTED           | 9                  | 1                | 2                | 0                  | 4                |
| APPLICATIONS PENDING            | 7                  | 4                | 2                | 0                  | 4                |
| CASES RECEIVING                 | 151                | 33               | 129              | 39                 | 72               |
| EXTENDED WOMEN'S HEALTH         | 99                 | 9                | 121              | 34                 | 43               |
| CASES CLOSED                    | 6                  | 0                | 9                | 4                  | 2                |
| *** NEWBORNS                    | 101                | 29               | 93               | 42                 | 45               |
| *** AB SUPP                     |                    |                  |                  |                    |                  |
| APPLICATIONS RECEIVED           | 0                  | 0                | 1                | 1                  | 0                |
| APPLICATIONS APPROVED           | 0                  | 0                | 0                | 0                  | 0                |
| APPLICATIONS REJECTED           | 0                  | 1                | 2                | 0                  | 0                |
| APPLICATIONS PENDING            | 1                  | 0                | 2                | 0                  | 3                |
| RECIPIENTS                      | 1                  | 0                | 3                | 0                  | 2                |
| TOTAL PAYMENTS                  | \$334              | \$0              | \$871            | \$0                | \$744            |
| CASES CLOSED                    | 0                  | 0                | 0                | 0                  | 0                |

TABLE 2. DETAILED OPERATING STATISTICS BY AREA AND COUNTY FOR OCTOBER 2001

|                               | AREA 4<br>MCDONALD | AREA 4<br>MARIES | AREA 4<br>MILLER | AREA 4<br>MONITEAU | AREA 4<br>MORGAN |
|-------------------------------|--------------------|------------------|------------------|--------------------|------------------|
| *** BP                        |                    |                  |                  |                    |                  |
| APPLICATIONS RECEIVED         | 1                  | 0                | 1                | 1                  | 0                |
| APPLICATIONS APPROVED         | 0                  | 0                | 2                | 0                  | 0                |
| APPLICATIONS REJECTED         | 1                  | 1                | 0                | 0                  | 0                |
| APPLICATIONS PENDING          | 2                  | 0                | 2                | 0                  | 3                |
| RECIPIENTS                    | 15                 | 5                | 16               | 1                  | 9                |
| TOTAL PAYMENTS                | \$6,345            | \$2,115          | \$6,768          | \$423              | \$3,807          |
| CASES CLOSED                  | 0                  | 0                | 0                | 0                  | 0                |
| *** NC                        |                    |                  |                  |                    |                  |
| APPLICATIONS RECEIVED         | 3                  | 0                | 0                | 1                  | 5                |
| APPLICATIONS APPROVED         | 2                  | 0                | 0                | 1                  | 2                |
| APPLICATIONS REJECTED         | 0                  | 0                | 0                | 0                  | 0                |
| APPLICATIONS PENDING          | 1                  | 0                | 0                | 2                  | 3                |
| RECIPIENTS                    | 35                 | 2                | 19               | 17                 | 48               |
| RCF-II                        | 35                 | 0                | 14               | 4                  | 42               |
| SNF-ICF                       | 0                  | 0                | 0                | 0                  | 0                |
| RCF-I                         | 0                  | 2                | 5                | 13                 | 6                |
| PAYMENTS                      | \$9,928            | \$312            | \$4,505          | \$3,088            | \$12,940         |
| RCF-II                        | \$9,928            | \$0              | \$3,725          | \$1,168            | \$12,004         |
| SNF/ICF                       | \$0                | \$0              | \$0              | \$0                | \$0              |
| RCF-I                         | \$0                | \$312            | \$780            | \$1,920            | \$936            |
| REINVESTIGATIONS              | 2                  | 0                | 1                | 0                  | 3                |
| CASES CLOSED                  | 1                  | 0                | 0                | 0                  | 1                |
| *** MA                        |                    |                  |                  |                    |                  |
| APPLICATIONS RECEIVED         | 142                | 48               | 121              | 38                 | 129              |
| APPLICATIONS APPROVED         | 112                | 34               | 97               | 25                 | 74               |
| APPLICATIONS REJECTED         | 23                 | 7                | 32               | 6                  | 31               |
| APPLICATIONS PENDING          | 74                 | 28               | 119              | 43                 | 127              |
| RECIPIENTS                    | 801                | 286              | 769              | 243                | 732              |
| CASES CLOSED                  | 25                 | 4                | 11               | 2                  | 16               |
| *** MA-K                      |                    |                  |                  |                    |                  |
| APPLICATIONS RECEIVED         | 0                  | 0                | 0                | 0                  | 0                |
| APPLICATIONS APPROVED-DMH     | 0                  | 0                | 0                | 0                  | 0                |
| APPLICATIONS APPROVED-DYS/JCT | 0                  | 0                | 0                | 0                  | 0                |
| APPLICATIONS REJECTED         | 0                  | 0                | 0                | 0                  | 0                |
| APPLICATIONS PENDING          | 0                  | 0                | 0                | 0                  | 0                |
| RECIPIENTS - DMH              | 0                  | 0                | 0                | 0                  | 0                |
| RECIPIENTS - DYS/JCT          | 0                  | 0                | 0                | 0                  | 0                |
| CASES CLOSED - DMH            | 0                  | 0                | 0                | 0                  | 0                |
| CASES CLOSED - DYS/JCT        | 0                  | 0                | 0                | 0                  | 0                |
| *** REFUGEE                   |                    |                  |                  |                    |                  |
| APPLICATIONS RECEIVED         | 0                  | 0                | 0                | 0                  | 0                |
| APPLICATIONS APPROVED         | 0                  | 0                | 0                | 0                  | 0                |
| APPLICATIONS REJECTED         | 0                  | 0                | 0                | 0                  | 0                |
| APPLICATIONS PENDING          | 0                  | 0                | 0                | 0                  | 0                |
| CASES RECEIVING               | 0                  | 0                | 0                | 0                  | 0                |
| TOTAL PERSONS                 | 0                  | 0                | 0                | 0                  | 0                |
| TOTAL PAYMENTS                | \$0                | \$0              | \$0              | \$0                | \$0              |
| REINVESTIGATIONS              | 0                  | 0                | 0                | 0                  | 0                |
| CASES CLOSED                  | 0                  | 0                | 0                | 0                  | 0                |
| *** SSI ONLY                  |                    |                  |                  |                    |                  |
| RECIPIENTS                    | 5                  | 2                | 5                | 1                  | 4                |
| *** SSI-SP                    |                    |                  |                  |                    |                  |
| RECIPIENTS                    | 1                  | 2                | 4                | 2                  | 3                |
| TOTAL PAYMENTS                | \$5                | \$84             | \$248            | \$57               | \$110            |
| *** SP ONLY                   |                    |                  |                  |                    |                  |
| RECIPIENTS                    | 0                  | 1                | 1                | 0                  | 1                |
| TOTAL PAYMENTS                | \$0                | \$55             | \$32             | \$0                | \$98             |
| *** OMB                       |                    |                  |                  |                    |                  |
| APPLICATIONS RECEIVED         | 8                  | 1                | 10               | 1                  | 5                |
| APPLICATIONS APPROVED         | 6                  | 0                | 3                | 1                  | 2                |
| APPLICATIONS REJECTED         | 5                  | 0                | 0                | 0                  | 2                |
| APPLICATIONS PENDING          | 0                  | 1                | 8                | 1                  | 3                |
| TOTAL PERSONS                 | 100                | 26               | 76               | 42                 | 76               |
| REINVESTIGATIONS              | 4                  | 0                | 2                | 2                  | 3                |
| CASES CLOSED                  | 29                 | 7                | 22               | 8                  | 19               |
| *** SLMB                      |                    |                  |                  |                    |                  |
| APPLICATIONS RECEIVED         | 10                 | 0                | 2                | 1                  | 4                |
| APPLICATIONS APPROVED         | 4                  | 0                | 1                | 1                  | 2                |
| APPLICATIONS REJECTED         | 4                  | 0                | 0                | 0                  | 1                |
| APPLICATIONS PENDING          | 4                  | 0                | 3                | 0                  | 2                |
| TOTAL PERSONS                 | 97                 | 12               | 54               | 17                 | 54               |
| REINVESTIGATIONS              | 6                  | 0                | 1                | 0                  | 3                |
| CASES CLOSED                  | 22                 | 0                | 9                | 0                  | 10               |
| *** VENDOR CASES              |                    |                  |                  |                    |                  |
| RECIPIENTS                    | 72                 | 54               | 108              | 90                 | 127              |
| CASES CLOSED                  | 3                  | 0                | 1                | 0                  | 3                |

TABLE 2. DETAILED OPERATING STATISTICS BY AREA AND COUNTY FOR OCTOBER 2001

|                                 | AREA 4<br>NEWTON | AREA 4<br>OZARK | AREA 4<br>PHELPS | AREA 4<br>POLK | AREA 4<br>PULASKI |
|---------------------------------|------------------|-----------------|------------------|----------------|-------------------|
| *** TEMPORARY ASSISTANCE        |                  |                 |                  |                |                   |
| APPLICATIONS RECEIVED           | 82               | 24              | 52               | 32             | 49                |
| APPLICATIONS APPROVED           | 56               | 12              | 42               | 30             | 31                |
| APPLICATIONS REJECTED           | 26               | 9               | 13               | 2              | 13                |
| APPLICATIONS PENDING            | 42               | 8               | 18               | 10             | 24                |
| FAMILIES RECEIVING CASH         | 294              | 58              | 249              | 152            | 235               |
| CHILDREN RECEIVING CASH         | 537              | 107             | 422              | 273            | 395               |
| TOTAL PERSONS                   | 734              | 139             | 591              | 369            | 544               |
| TOTAL PAYMENTS                  | \$70,945         | \$13,389        | \$58,595         | \$34,036       | \$53,154          |
| AVERAGE PER FAMILY              | \$241.31         | \$230.84        | \$235.32         | \$223.92       | \$226.19          |
| AVERAGE PER PERSON              | \$96.66          | \$96.32         | \$99.15          | \$92.24        | \$97.71           |
| TITLE XIX ONLY CASES            | 237              | 97              | 299              | 209            | 209               |
| TITLE XIX ONLY PERSONS          | 749              | 307             | 887              | 648            | 681               |
| TITLE XIX ONLY CHILDREN         | 430              | 172             | 506              | 378            | 393               |
| TITLE XIX TRANSITIONAL CASES    | 75               | 20              | 88               | 66             | 29                |
| TITLE XIX TRANSITIONAL PERSONS  | 140              | 34              | 159              | 149            | 61                |
| TITLE XIX TRANSITIONAL CHILDREN | 42               | 9               | 56               | 61             | 24                |
| EXTENDED TRANSITIONAL CASES     | 12               | 5               | 30               | 23             | 9                 |
| EXTENDED TRANSITIONAL PERSONS   | 16               | 8               | 37               | 34             | 11                |
| REINVESTIGATIONS                | 39               | 11              | 52               | 31             | 14                |
| CASES CLOSED                    | 57               | 13              | 40               | 34             | 31                |
| *** TEMPORARY ASSISTANCE/UP     |                  |                 |                  |                |                   |
| FAMILIES RECEIVING              | 6                | 1               | 1                | 3              | 2                 |
| CHILDREN RECEIVING              | 12               | 4               | 2                | 5              | 5                 |
| TOTAL PERSONS                   | 23               | 6               | 4                | 11             | 7                 |
| TOTAL PAYMENTS                  | \$1,779          | \$268           | \$228            | \$631          | \$644             |
| AVERAGE PER FAMILY              | \$296.50         | \$268.00        | \$228.00         | \$210.33       | \$322.00          |
| AVERAGE PER PERSON              | \$77.35          | \$44.67         | \$57.00          | \$57.36        | \$92.00           |
| *** MC+                         |                  |                 |                  |                |                   |
| APPLICATIONS RECEIVED           | 149              | 30              | 87               | 50             | 81                |
| APPLICATIONS APPROVED           | 92               | 19              | 73               | 48             | 56                |
| APPLICATIONS REJECTED           | 41               | 5               | 12               | 6              | 30                |
| APPLICATIONS PENDING            | 67               | 9               | 40               | 19             | 43                |
| FAMILIES RECEIVING              | 1,627            | 455             | 1,590            | 1,103          | 1,315             |
| CUSTODIAL PARENTS RECEIVING     | 769              | 238             | 799              | 550            | 678               |
| CHILDREN RECEIVING              | 3,111            | 835             | 2,923            | 2,112          | 2,330             |
| REINVESTIGATIONS                | 57               | 25              | 61               | 58             | 33                |
| CASES CLOSED                    | 75               | 18              | 35               | 38             | 31                |
| *** NON-CUSTODIAL PARENTS       |                  |                 |                  |                |                   |
| APPLICATIONS RECEIVED           | 3                | 0               | 0                | 2              | 1                 |
| APPLICATIONS APPROVED           | 2                | 0               | 0                | 2              | 1                 |
| APPLICATIONS REJECTED           | 1                | 0               | 1                | 1              | 0                 |
| APPLICATIONS PENDING            | 0                | 0               | 0                | 0              | 0                 |
| TOTAL PERSONS RECEIVING         | 23               | 4               | 14               | 8              | 10                |
| CURRENT SUPPORT                 | 1                | 3               | 0                | 5              | 0                 |
| PARENTS' FAIR SHARE             | 22               | 1               | 14               | 3              | 10                |
| REINVESTIGATIONS                | 0                | 0               | 0                | 0              | 0                 |
| CASES CLOSED                    | 0                | 1               | 0                | 0              | 1                 |
| *** GR-CASH                     |                  |                 |                  |                |                   |
| APPLICATIONS RECEIVED           | 6                | 24              | 22               | 5              | 14                |
| APPLICATIONS APPROVED           | 1                | 3               | 2                | 3              | 0                 |
| APPLICATIONS REJECTED           | 12               | 24              | 14               | 4              | 15                |
| APPLICATIONS PENDING            | 15               | 22              | 41               | 9              | 21                |
| CASES RECEIVING                 | 14               | 15              | 28               | 8              | 10                |
| PERSONS RECEIVING               | 14               | 15              | 28               | 8              | 10                |
| CASH PAYMENTS                   | \$1,040          | \$1,200         | \$2,240          | \$560          | \$800             |
| REINVESTIGATIONS                | 0                | 0               | 2                | 1              | 0                 |
| CASES CLOSED                    | 2                | 0               | 4                | 2              | 2                 |
| MA-GR RECIPIENTS                | 79               | 33              | 69               | 43             | 51                |
| MA-GR TOTAL PAYMENTS            | \$6,320          | \$2,597         | \$5,520          | \$3,440        | \$4,080           |
| *** HPW                         |                  |                 |                  |                |                   |
| APPLICATIONS RECEIVED           | 38               | 8               | 25               | 14             | 24                |
| APPLICATIONS APPROVED           | 28               | 10              | 24               | 16             | 19                |
| APPLICATIONS REJECTED           | 8                | 1               | 6                | 3              | 5                 |
| APPLICATIONS PENDING            | 11               | 0               | 8                | 4              | 6                 |
| CASES RECEIVING                 | 209              | 55              | 156              | 107            | 132               |
| EXTENDED WOMEN'S HEALTH         | 160              | 24              | 98               | 74             | 85                |
| CASES CLOSED                    | 4                | 1               | 12               | 5              | 6                 |
| *** NEWBORNS                    | 195              | 25              | 130              | 92             | 99                |
| *** AB SUPP                     |                  |                 |                  |                |                   |
| APPLICATIONS RECEIVED           | 5                | 0               | 4                | 2              | 0                 |
| APPLICATIONS APPROVED           | 0                | 0               | 0                | 0              | 0                 |
| APPLICATIONS REJECTED           | 1                | 0               | 1                | 0              | 0                 |
| APPLICATIONS PENDING            | 5                | 0               | 3                | 2              | 0                 |
| RECIPIENTS                      | 7                | 4               | 4                | 0              | 2                 |
| TOTAL PAYMENTS                  | \$2,498          | \$1,258         | \$1,487          | \$0            | \$846             |
| CASES CLOSED                    | 0                | 0               | 0                | 0              | 0                 |

TABLE 2. DETAILED OPERATING STATISTICS BY AREA AND COUNTY FOR OCTOBER 2001

|                               | AREA 4<br>NEHTON | AREA 4<br>OZARK | AREA 4<br>PHELPS | AREA 4<br>POLK | AREA 4<br>PULASKI |
|-------------------------------|------------------|-----------------|------------------|----------------|-------------------|
| *** BP                        |                  |                 |                  |                |                   |
| APPLICATIONS RECEIVED         | 6                | 0               | 4                | 2              | 1                 |
| APPLICATIONS APPROVED         | 0                | 0               | 1                | 0              | 0                 |
| APPLICATIONS REJECTED         | 1                | 0               | 0                | 0              | 0                 |
| APPLICATIONS PENDING          | 6                | 0               | 3                | 2              | 0                 |
| RECIPIENTS                    | 19               | 7               | 30               | 11             | 10                |
| TOTAL PAYMENTS                | \$8,037          | \$2,961         | \$12,267         | \$4,653        | \$4,230           |
| CASES CLOSED                  | 0                | 0               | 0                | 0              | 0                 |
| *** NC                        |                  |                 |                  |                |                   |
| APPLICATIONS RECEIVED         | 10               | 1               | 2                | 1              | 1                 |
| APPLICATIONS APPROVED         | 4                | 1               | 2                | 1              | 0                 |
| APPLICATIONS REJECTED         | 1                | 0               | 0                | 0              | 2                 |
| APPLICATIONS PENDING          | 7                | 0               | 0                | 0              | 2                 |
| RECIPIENTS                    | 48               | 9               | 66               | 52             | 30                |
| RCF-II                        | 41               | 3               | 65               | 52             | 25                |
| SNF-ICF                       | 0                | 0               | 0                | 0              | 2                 |
| RCF-I                         | 7                | 6               | 1                | 0              | 3                 |
| PAYMENTS                      | \$12,738         | \$1,774         | \$17,069         | \$14,676       | \$8,003           |
| RCF-II                        | \$11,666         | \$876           | \$16,913         | \$14,676       | \$6,755           |
| SNF/ICF                       | \$0              | \$0             | \$0              | \$0            | \$780             |
| RCF-I                         | \$1,092          | \$898           | \$156            | \$0            | \$468             |
| REINVESTIGATIONS              | 7                | 0               | 0                | 3              | 2                 |
| CASES CLOSED                  | 2                | 0               | 3                | 0              | 1                 |
| *** MA                        |                  |                 |                  |                |                   |
| APPLICATIONS RECEIVED         | 231              | 61              | 180              | 117            | 112               |
| APPLICATIONS APPROVED         | 180              | 45              | 132              | 90             | 72                |
| APPLICATIONS REJECTED         | 61               | 21              | 36               | 28             | 35                |
| APPLICATIONS PENDING          | 122              | 59              | 153              | 72             | 127               |
| RECIPIENTS                    | 1,295            | 544             | 1,378            | 892            | 939               |
| CASES CLOSED                  | 28               | 8               | 12               | 16             | 17                |
| *** MA-K                      |                  |                 |                  |                |                   |
| APPLICATIONS RECEIVED         | 0                | 0               | 1                | 0              | 0                 |
| APPLICATIONS APPROVED-DMH     | 0                | 0               | 0                | 0              | 0                 |
| APPLICATIONS APPROVED-DYS/JCT | 0                | 0               | 1                | 0              | 0                 |
| APPLICATIONS REJECTED         | 0                | 0               | 0                | 0              | 0                 |
| APPLICATIONS PENDING          | 0                | 0               | 0                | 0              | 0                 |
| RECIPIENTS - DMH              | 0                | 0               | 1                | 0              | 0                 |
| RECIPIENTS - DYS/JCT          | 0                | 1               | 40               | 3              | 4                 |
| CASES CLOSED - DMH            | 0                | 0               | 0                | 0              | 0                 |
| CASES CLOSED - DYS/JCT        | 0                | 0               | 2                | 1              | 0                 |
| *** REFUGEE                   |                  |                 |                  |                |                   |
| APPLICATIONS RECEIVED         | 0                | 0               | 0                | 0              | 0                 |
| APPLICATIONS APPROVED         | 0                | 0               | 0                | 0              | 0                 |
| APPLICATIONS REJECTED         | 0                | 0               | 0                | 0              | 0                 |
| APPLICATIONS PENDING          | 0                | 0               | 0                | 0              | 0                 |
| CASES RECEIVING               | 0                | 0               | 0                | 0              | 0                 |
| TOTAL PERSONS                 | 0                | 0               | 0                | 0              | 0                 |
| TOTAL PAYMENTS                | \$0              | \$0             | \$0              | \$0            | \$0               |
| REINVESTIGATIONS              | 0                | 0               | 0                | 0              | 0                 |
| CASES CLOSED                  | 0                | 0               | 0                | 0              | 0                 |
| *** SSI ONLY                  |                  |                 |                  |                |                   |
| RECIPIENTS                    | 5                | 4               | 12               | 6              | 5                 |
| *** SSI-SP                    |                  |                 |                  |                |                   |
| RECIPIENTS                    | 0                | 5               | 8                | 8              | 1                 |
| TOTAL PAYMENTS                | \$0              | \$549           | \$998            | \$635          | \$53              |
| *** SP ONLY                   |                  |                 |                  |                |                   |
| RECIPIENTS                    | 1                | 0               | 4                | 1              | 2                 |
| TOTAL PAYMENTS                | \$423            | \$0             | \$630            | \$182          | \$483             |
| *** QMB                       |                  |                 |                  |                |                   |
| APPLICATIONS RECEIVED         | 15               | 2               | 15               | 6              | 12                |
| APPLICATIONS APPROVED         | 11               | 1               | 4                | 4              | 6                 |
| APPLICATIONS REJECTED         | 7                | 2               | 10               | 0              | 1                 |
| APPLICATIONS PENDING          | 7                | 1               | 4                | 4              | 7                 |
| TOTAL PERSONS                 | 158              | 49              | 113              | 82             | 71                |
| REINVESTIGATIONS              | 6                | 3               | 1                | 0              | 0                 |
| CASES CLOSED                  | 43               | 13              | 27               | 20             | 13                |
| *** SLMB                      |                  |                 |                  |                |                   |
| APPLICATIONS RECEIVED         | 6                | 3               | 8                | 0              | 2                 |
| APPLICATIONS APPROVED         | 5                | 0               | 7                | 0              | 0                 |
| APPLICATIONS REJECTED         | 3                | 3               | 1                | 0              | 0                 |
| APPLICATIONS PENDING          | 3                | 1               | 3                | 0              | 2                 |
| TOTAL PERSONS                 | 107              | 78              | 80               | 67             | 37                |
| REINVESTIGATIONS              | 0                | 3               | 0                | 1              | 0                 |
| CASES CLOSED                  | 15               | 5               | 19               | 12             | 3                 |
| *** VENDOR CASES              |                  |                 |                  |                |                   |
| RECIPIENTS                    | 312              | 54              | 208              | 214            | 161               |
| CASES CLOSED                  | 17               | 2               | 16               | 7              | 3                 |



TABLE 2. DETAILED OPERATING STATISTICS BY AREA AND COUNTY FOR OCTOBER 2001

|                                 | AREA 4<br>ST CLAIR | AREA 4<br>STONE | AREA 4<br>TANEY | AREA 4<br>TEXAS | AREA 4<br>VERNON |
|---------------------------------|--------------------|-----------------|-----------------|-----------------|------------------|
| *** TEMPORARY ASSISTANCE        |                    |                 |                 |                 |                  |
| APPLICATIONS RECEIVED           | 13                 | 31              | 56              | 35              | 19               |
| APPLICATIONS APPROVED           | 11                 | 18              | 30              | 28              | 12               |
| APPLICATIONS REJECTED           | 4                  | 6               | 33              | 5               | 7                |
| APPLICATIONS PENDING            | 6                  | 12              | 24              | 9               | 4                |
| FAMILIES RECEIVING CASH         | 78                 | 115             | 149             | 214             | 150              |
| CHILDREN RECEIVING CASH         | 145                | 195             | 278             | 380             | 270              |
| TOTAL PERSONS                   | 189                | 261             | 368             | 529             | 358              |
| TOTAL PAYMENTS                  | \$18,863           | \$24,643        | \$33,921        | \$52,174        | \$35,143         |
| AVERAGE PER FAMILY              | \$241.83           | \$214.29        | \$227.66        | \$243.80        | \$234.29         |
| AVERAGE PER PERSON              | \$99.80            | \$94.42         | \$92.18         | \$98.63         | \$98.16          |
| TITLE XIX ONLY CASES            | 73                 | 195             | 194             | 141             | 97               |
| TITLE XIX ONLY PERSONS          | 256                | 632             | 590             | 487             | 322              |
| TITLE XIX ONLY CHILDREN         | 139                | 376             | 346             | 281             | 181              |
| TITLE XIX TRANSITIONAL CASES    | 19                 | 45              | 77              | 57              | 37               |
| TITLE XIX TRANSITIONAL PERSONS  | 39                 | 94              | 178             | 111             | 83               |
| TITLE XIX TRANSITIONAL CHILDREN | 16                 | 40              | 82              | 40              | 36               |
| EXTENDED TRANSITIONAL CASES     | 11                 | 12              | 22              | 12              | 12               |
| EXTENDED TRANSITIONAL PERSONS   | 14                 | 14              | 24              | 14              | 13               |
| REINVESTIGATIONS                | 19                 | 21              | 7               | 38              | 16               |
| CASES CLOSED                    | 12                 | 30              | 37              | 22              | 28               |
| *** TEMPORARY ASSISTANCE/UP     |                    |                 |                 |                 |                  |
| FAMILIES RECEIVING              | 3                  | 2               | 1               | 3               | 5                |
| CHILDREN RECEIVING              | 9                  | 4               | 2               | 6               | 16               |
| TOTAL PERSONS                   | 14                 | 8               | 4               | 11              | 20               |
| TOTAL PAYMENTS                  | \$829              | \$680           | \$342           | \$925           | \$1,663          |
| AVERAGE PER FAMILY              | \$276.33           | \$340.00        | \$342.00        | \$308.33        | \$332.60         |
| AVERAGE PER PERSON              | \$59.21            | \$85.00         | \$85.50         | \$84.09         | \$83.15          |
| *** MC+                         |                    |                 |                 |                 |                  |
| APPLICATIONS RECEIVED           | 23                 | 66              | 122             | 59              | 48               |
| APPLICATIONS APPROVED           | 13                 | 56              | 88              | 42              | 37               |
| APPLICATIONS REJECTED           | 10                 | 14              | 58              | 13              | 10               |
| APPLICATIONS PENDING            | 7                  | 19              | 58              | 18              | 14               |
| FAMILIES RECEIVING              | 376                | 1,290           | 1,858           | 1,105           | 1,023            |
| CUSTODIAL PARENTS RECEIVING     | 168                | 730             | 834             | 494             | 352              |
| CHILDREN RECEIVING              | 683                | 2,364           | 3,330           | 2,051           | 1,805            |
| REINVESTIGATIONS                | 17                 | 29              | 122             | 62              | 26               |
| CASES CLOSED                    | 18                 | 37              | 81              | 40              | 46               |
| *** NON-CUSTODIAL PARENTS       |                    |                 |                 |                 |                  |
| APPLICATIONS RECEIVED           | 0                  | 0               | 0               | 1               | 3                |
| APPLICATIONS APPROVED           | 0                  | 0               | 0               | 2               | 3                |
| APPLICATIONS REJECTED           | 0                  | 0               | 0               | 0               | 0                |
| APPLICATIONS PENDING            | 0                  | 0               | 0               | 0               | 0                |
| TOTAL PERSONS RECEIVING         | 2                  | 10              | 18              | 17              | 12               |
| CURRENT SUPPORT                 | 0                  | 1               | 1               | 4               | 0                |
| PARENTS' FAIR SHARE             | 2                  | 9               | 17              | 13              | 12               |
| REINVESTIGATIONS                | 0                  | 0               | 0               | 0               | 0                |
| CASES CLOSED                    | 0                  | 2               | 0               | 1               | 1                |
| *** GR-CASH                     |                    |                 |                 |                 |                  |
| APPLICATIONS RECEIVED           | 8                  | 18              | 28              | 15              | 11               |
| APPLICATIONS APPROVED           | 0                  | 3               | 2               | 1               | 2                |
| APPLICATIONS REJECTED           | 9                  | 13              | 21              | 9               | 8                |
| APPLICATIONS PENDING            | 11                 | 28              | 35              | 15              | 11               |
| CASES RECEIVING                 | 1                  | 14              | 17              | 11              | 6                |
| PERSONS RECEIVING               | 1                  | 14              | 17              | 11              | 6                |
| CASH PAYMENTS                   | \$80               | \$1,120         | \$1,360         | \$880           | \$480            |
| REINVESTIGATIONS                | 0                  | 0               | 0               | 1               | 1                |
| CASES CLOSED                    | 0                  | 0               | 3               | 0               | 1                |
| HA-GR RECIPIENTS                | 28                 | 43              | 49              | 44              | 30               |
| HA-GR TOTAL PAYMENTS            | \$2,240            | \$3,440         | \$3,873         | \$3,491         | \$2,400          |
| *** MPW                         |                    |                 |                 |                 |                  |
| APPLICATIONS RECEIVED           | 4                  | 18              | 53              | 11              | 15               |
| APPLICATIONS APPROVED           | 4                  | 16              | 36              | 6               | 10               |
| APPLICATIONS REJECTED           | 1                  | 1               | 19              | 2               | 3                |
| APPLICATIONS PENDING            | 0                  | 1               | 12              | 3               | 5                |
| CASES RECEIVING                 | 42                 | 125             | 220             | 102             | 88               |
| EXTENDED WOMEN'S HEALTH         | 25                 | 115             | 265             | 80              | 76               |
| CASES CLOSED                    | 3                  | 3               | 5               | 5               | 2                |
| *** NEWBORNS                    | 35                 | 110             | 252             | 96              | 110              |
| *** AB SUPP                     |                    |                 |                 |                 |                  |
| APPLICATIONS RECEIVED           | 1                  | 2               | 1               | 0               | 0                |
| APPLICATIONS APPROVED           | 0                  | 1               | 0               | 0               | 0                |
| APPLICATIONS REJECTED           | 0                  | 1               | 0               | 0               | 0                |
| APPLICATIONS PENDING            | 1                  | 3               | 1               | 0               | 1                |
| RECIPIENTS                      | 0                  | 3               | 2               | 4               | 2                |
| TOTAL PAYMENTS                  | \$0                | \$1,094         | \$762           | \$1,422         | \$791            |
| CASES CLOSED                    | 0                  | 0               | 0               | 0               | 0                |

TABLE 2. DETAILED OPERATING STATISTICS BY AREA AND COUNTY FOR OCTOBER 2001

|                               | AREA 4<br>ST CLAIR | AREA 4<br>STONE | AREA 4<br>TANEY | AREA 4<br>TEXAS | AREA 4<br>VERNON |
|-------------------------------|--------------------|-----------------|-----------------|-----------------|------------------|
| *** BP                        |                    |                 |                 |                 |                  |
| APPLICATIONS RECEIVED         | 1                  | 2               | 1               | 0               | 0                |
| APPLICATIONS APPROVED         | 0                  | 0               | 0               | 0               | 0                |
| APPLICATIONS REJECTED         | 0                  | 2               | 0               | 0               | 0                |
| APPLICATIONS PENDING          | 1                  | 3               | 1               | 0               | 2                |
| RECIPIENTS                    | 4                  | 14              | 13              | 7               | 7                |
| TOTAL PAYMENTS                | \$1,692            | \$5,922         | \$5,499         | \$2,961         | \$2,961          |
| CASES CLOSED                  | 0                  | 0               | 0               | 0               | 1                |
| *** NC                        |                    |                 |                 |                 |                  |
| APPLICATIONS RECEIVED         | 0                  | 0               | 2               | 1               | 2                |
| APPLICATIONS APPROVED         | 0                  | 1               | 1               | 1               | 1                |
| APPLICATIONS REJECTED         | 0                  | 0               | 0               | 0               | 0                |
| APPLICATIONS PENDING          | 0                  | 0               | 1               | 0               | 1                |
| RECIPIENTS                    | 1                  | 36              | 61              | 47              | 34               |
| RCF-II                        | 1                  | 17              | 40              | 38              | 23               |
| SNF-ICF                       | 0                  | 0               | 0               | 1               | 0                |
| RCF-I                         | 0                  | 19              | 21              | 8               | 11               |
| PAYMENTS                      | \$292              | \$7,383         | \$13,880        | \$11,297        | \$8,097          |
| RCF-II                        | \$292              | \$4,572         | \$10,747        | \$10,016        | \$6,381          |
| SNF/ICF                       | \$0                | \$0             | \$0             | \$68            | \$0              |
| RCF-I                         | \$0                | \$2,811         | \$3,133         | \$1,213         | \$1,716          |
| REINVESTIGATIONS              | 0                  | 2               | 0               | 1               | 1                |
| CASES CLOSED                  | 0                  | 0               | 4               | 0               | 0                |
| *** NA                        |                    |                 |                 |                 |                  |
| APPLICATIONS RECEIVED         | 76                 | 103             | 169             | 157             | 100              |
| APPLICATIONS APPROVED         | 52                 | 54              | 103             | 122             | 73               |
| APPLICATIONS REJECTED         | 19                 | 32              | 53              | 21              | 14               |
| APPLICATIONS PENDING          | 59                 | 104             | 139             | 73              | 78               |
| RECIPIENTS                    | 449                | 750             | 1,032           | 1,194           | 834              |
| CASES CLOSED                  | 12                 | 11              | 33              | 19              | 19               |
| *** NA-K                      |                    |                 |                 |                 |                  |
| APPLICATIONS RECEIVED         | 0                  | 0               | 2               | 3               | 3                |
| APPLICATIONS APPROVED-DMH     | 0                  | 0               | 0               | 0               | 0                |
| APPLICATIONS APPROVED-DYS/JCT | 0                  | 0               | 3               | 3               | 3                |
| APPLICATIONS REJECTED         | 0                  | 0               | 0               | 0               | 1                |
| APPLICATIONS PENDING          | 0                  | 0               | 1               | 1               | 0                |
| RECIPIENTS - DMH              | 0                  | 0               | 0               | 0               | 0                |
| RECIPIENTS - DYS/JCT          | 0                  | 0               | 15              | 21              | 24               |
| CASES CLOSED - DMH            | 0                  | 0               | 0               | 0               | 0                |
| CASES CLOSED - DYS/JCT        | 0                  | 0               | 4               | 5               | 6                |
| *** REFUGEE                   |                    |                 |                 |                 |                  |
| APPLICATIONS RECEIVED         | 0                  | 1               | 0               | 0               | 0                |
| APPLICATIONS APPROVED         | 0                  | 0               | 0               | 0               | 0                |
| APPLICATIONS REJECTED         | 0                  | 0               | 0               | 0               | 0                |
| APPLICATIONS PENDING          | 0                  | 1               | 0               | 0               | 0                |
| CASES RECEIVING               | 0                  | 0               | 0               | 0               | 0                |
| TOTAL PERSONS                 | 0                  | 0               | 0               | 0               | 0                |
| TOTAL PAYMENTS                | \$0                | \$0             | \$0             | \$0             | \$0              |
| REINVESTIGATIONS              | 0                  | 0               | 0               | 0               | 0                |
| CASES CLOSED                  | 0                  | 0               | 0               | 0               | 0                |
| *** SSI ONLY                  |                    |                 |                 |                 |                  |
| RECIPIENTS                    | 7                  | 2               | 11              | 6               | 5                |
| *** SSI-SP                    |                    |                 |                 |                 |                  |
| RECIPIENTS                    | 0                  | 1               | 2               | 2               | 0                |
| TOTAL PAYMENTS                | \$0                | \$51            | \$46            | \$136           | \$0              |
| *** SP ONLY                   |                    |                 |                 |                 |                  |
| RECIPIENTS                    | 0                  | 0               | 2               | 0               | 4                |
| TOTAL PAYMENTS                | \$0                | \$0             | \$45            | \$0             | \$176            |
| *** QMB                       |                    |                 |                 |                 |                  |
| APPLICATIONS RECEIVED         | 4                  | 3               | 17              | 6               | 1                |
| APPLICATIONS APPROVED         | 1                  | 1               | 6               | 2               | 0                |
| APPLICATIONS REJECTED         | 4                  | 0               | 9               | 3               | 1                |
| APPLICATIONS PENDING          | 0                  | 3               | 9               | 2               | 2                |
| TOTAL PERSONS                 | 36                 | 75              | 103             | 117             | 72               |
| REINVESTIGATIONS              | 2                  | 0               | 1               | 3               | 0                |
| CASES CLOSED                  | 10                 | 13              | 25              | 30              | 19               |
| *** SLMB                      |                    |                 |                 |                 |                  |
| APPLICATIONS RECEIVED         | 6                  | 2               | 8               | 6               | 0                |
| APPLICATIONS APPROVED         | 4                  | 0               | 1               | 6               | 0                |
| APPLICATIONS REJECTED         | 2                  | 0               | 8               | 1               | 0                |
| APPLICATIONS PENDING          | 0                  | 2               | 4               | 0               | 0                |
| TOTAL PERSONS                 | 53                 | 60              | 108             | 91              | 40               |
| REINVESTIGATIONS              | 2                  | 0               | 2               | 1               | 0                |
| CASES CLOSED                  | 8                  | 6               | 14              | 20              | 4                |
| *** VENDOR CASES              |                    |                 |                 |                 |                  |
| RECIPIENTS                    | 75                 | 101             | 153             | 175             | 312              |
| CASES CLOSED                  | 0                  | 8               | 10              | 7               | 5                |

TABLE 2. DETAILED OPERATING STATISTICS BY AREA AND COUNTY FOR OCTOBER 2001

|                                 | AREA 4<br>WEBSTER | AREA 4<br>WRIGHT | AREA 5<br>JACKSON | AREA 6<br>ST LOUIS CITY | AREA 7<br>ST LOUIS COUNTY |
|---------------------------------|-------------------|------------------|-------------------|-------------------------|---------------------------|
| *** TEMPORARY ASSISTANCE        |                   |                  |                   |                         |                           |
| APPLICATIONS RECEIVED           | 36                | 44               | 822               | 618                     | 578                       |
| APPLICATIONS APPROVED           | 20                | 44               | 578               | 483                     | 391                       |
| APPLICATIONS REJECTED           | 11                | 6                | 208               | 143                     | 202                       |
| APPLICATIONS PENDING            | 17                | 4                | 504               | 353                     | 316                       |
| FAMILIES RECEIVING CASH         | 130               | 193              | 8,386             | 12,095                  | 6,578                     |
| CHILDREN RECEIVING CASH         | 248               | 336              | 16,246            | 25,391                  | 12,222                    |
| TOTAL PERSONS                   | 346               | 480              | 21,236            | 34,217                  | 16,353                    |
| TOTAL PAYMENTS                  | \$32,168          | \$44,950         | \$1,998,941       | \$2,999,247             | \$1,522,754               |
| AVERAGE PER FAMILY              | \$247.45          | \$232.90         | \$238.37          | \$247.97                | \$231.49                  |
| AVERAGE PER PERSON              | \$92.97           | \$93.65          | \$94.13           | \$87.65                 | \$93.12                   |
| TITLE XIX ONLY CASES            | 193               | 164              | 3,644             | 2,873                   | 3,573                     |
| TITLE XIX ONLY PERSONS          | 614               | 513              | 12,122            | 10,579                  | 11,291                    |
| TITLE XIX ONLY CHILDREN         | 372               | 285              | 7,021             | 6,560                   | 6,784                     |
| TITLE XIX TRANSITIONAL CASES    | 63                | 61               | 1,117             | 1,083                   | 1,209                     |
| TITLE XIX TRANSITIONAL PERSONS  | 167               | 147              | 2,264             | 2,040                   | 2,228                     |
| TITLE XIX TRANSITIONAL CHILDREN | 87                | 71               | 1,104             | 893                     | 939                       |
| EXTENDED TRANSITIONAL CASES     | 5                 | 16               | 279               | 327                     | 494                       |
| EXTENDED TRANSITIONAL PERSONS   | 5                 | 21               | 293               | 362                     | 514                       |
| REINVESTIGATIONS                | 27                | 54               | 810               | 1,750                   | 1,446                     |
| CASES CLOSED                    | 39                | 44               | 633               | 546                     | 479                       |
| *** TEMPORARY ASSISTANCE/UP     |                   |                  |                   |                         |                           |
| FAMILIES RECEIVING              | 2                 | 3                | 31                | 149                     | 51                        |
| CHILDREN RECEIVING              | 6                 | 7                | 89                | 387                     | 133                       |
| TOTAL PERSONS                   | 10                | 11               | 143               | 665                     | 222                       |
| TOTAL PAYMENTS                  | \$692             | \$657            | \$9,595           | \$44,511                | \$14,559                  |
| AVERAGE PER FAMILY              | \$346.00          | \$219.00         | \$309.52          | \$298.73                | \$285.47                  |
| AVERAGE PER PERSON              | \$69.20           | \$59.73          | \$67.10           | \$66.93                 | \$65.58                   |
| *** MC+                         |                   |                  |                   |                         |                           |
| APPLICATIONS RECEIVED           | 67                | 62               | 1,101             | 667                     | 754                       |
| APPLICATIONS APPROVED           | 44                | 57               | 765               | 463                     | 556                       |
| APPLICATIONS REJECTED           | 28                | 10               | 266               | 168                     | 184                       |
| APPLICATIONS PENDING            | 28                | 8                | 546               | 226                     | 276                       |
| FAMILIES RECEIVING              | 1,119             | 955              | 20,809            | 15,766                  | 19,141                    |
| CUSTODIAL PARENTS RECEIVING     | 461               | 432              | 6,962             | 6,259                   | 6,750                     |
| CHILDREN RECEIVING              | 2,164             | 1,756            | 39,634            | 31,526                  | 35,747                    |
| REINVESTIGATIONS                | 65                | 73               | 524               | 492                     | 401                       |
| CASES CLOSED                    | 30                | 60               | 618               | 399                     | 375                       |
| *** NON-CUSTODIAL PARENTS       |                   |                  |                   |                         |                           |
| APPLICATIONS RECEIVED           | 0                 | 1                | 9                 | 14                      | 8                         |
| APPLICATIONS APPROVED           | 0                 | 1                | 6                 | 7                       | 6                         |
| APPLICATIONS REJECTED           | 0                 | 0                | 1                 | 4                       | 5                         |
| APPLICATIONS PENDING            | 0                 | 0                | 1                 | 5                       | 1                         |
| TOTAL PERSONS RECEIVING         | 8                 | 7                | 135               | 62                      | 70                        |
| CURRENT SUPPORT                 | 2                 | 1                | 1                 | 1                       | 2                         |
| PARENTS' FAIR SHARE             | 6                 | 6                | 134               | 61                      | 68                        |
| REINVESTIGATIONS                | 0                 | 0                | 7                 | 3                       | 0                         |
| CASES CLOSED                    | 0                 | 0                | 27                | 15                      | 1                         |
| *** GR-CASH                     |                   |                  |                   |                         |                           |
| APPLICATIONS RECEIVED           | 11                | 12               | 304               | 312                     | 148                       |
| APPLICATIONS APPROVED           | 1                 | 5                | 17                | 58                      | 20                        |
| APPLICATIONS REJECTED           | 8                 | 7                | 250               | 236                     | 137                       |
| APPLICATIONS PENDING            | 16                | 21               | 741               | 503                     | 199                       |
| CASES RECEIVING                 | 10                | 15               | 290               | 688                     | 147                       |
| PERSONS RECEIVING               | 10                | 15               | 291               | 689                     | 151                       |
| CASH PAYMENTS                   | \$800             | \$1,200          | \$21,767          | \$53,834                | \$10,960                  |
| REINVESTIGATIONS                | 0                 | 0                | 0                 | 12                      | 1                         |
| CASES CLOSED                    | 4                 | 5                | 22                | 59                      | 16                        |
| HA-GR RECIPIENTS                | 27                | 53               | 835               | 593                     | 250                       |
| HA-GR TOTAL PAYMENTS            | \$2,160           | \$4,240          | \$66,478          | \$47,276                | \$19,874                  |
| *** MPW                         |                   |                  |                   |                         |                           |
| APPLICATIONS RECEIVED           | 25                | 14               | 460               | 206                     | 247                       |
| APPLICATIONS APPROVED           | 23                | 12               | 245               | 156                     | 167                       |
| APPLICATIONS REJECTED           | 6                 | 1                | 177               | 45                      | 80                        |
| APPLICATIONS PENDING            | 7                 | 2                | 175               | 74                      | 78                        |
| CASES RECEIVING                 | 127               | 106              | 1,705             | 1,032                   | 1,355                     |
| EXTENDED WOMEN'S HEALTH         | 141               | 87               | 2,204             | 1,040                   | 1,671                     |
| CASES CLOSED                    | 1                 | 7                | 75                | 60                      | 59                        |
| *** NEWBORNS                    | 125               | 74               | 1,966             | 845                     | 1,204                     |
| *** AB SUPP                     |                   |                  |                   |                         |                           |
| APPLICATIONS RECEIVED           | 0                 | 1                | 13                | 10                      | 9                         |
| APPLICATIONS APPROVED           | 0                 | 0                | 0                 | 0                       | 4                         |
| APPLICATIONS REJECTED           | 1                 | 0                | 15                | 15                      | 11                        |
| APPLICATIONS PENDING            | 0                 | 3                | 24                | 23                      | 7                         |
| RECIPIENTS                      | 3                 | 8                | 110               | 108                     | 130                       |
| TOTAL PAYMENTS                  | \$782             | \$3,112          | \$37,175          | \$36,520                | \$48,718                  |
| CASES CLOSED                    | 0                 | 0                | 0                 | 3                       | 1                         |

TABLE 2. DETAILED OPERATING STATISTICS BY AREA AND COUNTY FOR OCTOBER 2001

|                               | AREA 4<br>WEBSTER | AREA 4<br>WRIGHT | AREA 5<br>JACKSON | AREA 6<br>ST LOUIS CITY | AREA 7<br>ST LOUIS COUNTY |
|-------------------------------|-------------------|------------------|-------------------|-------------------------|---------------------------|
| *** BP                        |                   |                  |                   |                         |                           |
| APPLICATIONS RECEIVED         | 0                 | 1                | 15                | 12                      | 9                         |
| APPLICATIONS APPROVED         | 0                 | 0                | 8                 | 2                       | 3                         |
| APPLICATIONS REJECTED         | 1                 | 0                | 12                | 9                       | 16                        |
| APPLICATIONS PENDING          | 0                 | 3                | 32                | 28                      | 13                        |
| RECIPIENTS                    | 10                | 7                | 402               | 300                     | 391                       |
| TOTAL PAYMENTS                | \$4,230           | \$2,961          | \$169,598         | \$126,900               | \$165,393                 |
| CASES CLOSED                  | 0                 | 0                | 4                 | 0                       | 4                         |
| *** NC                        |                   |                  |                   |                         |                           |
| APPLICATIONS RECEIVED         | 0                 | 2                | 23                | 22                      | 25                        |
| APPLICATIONS APPROVED         | 1                 | 1                | 18                | 31                      | 15                        |
| APPLICATIONS REJECTED         | 0                 | 0                | 3                 | 4                       | 6                         |
| APPLICATIONS PENDING          | 1                 | 1                | 21                | 14                      | 27                        |
| RECIPIENTS                    | 30                | 14               | 821               | 755                     | 621                       |
| RCF-II                        | 24                | 14               | 520               | 550                     | 481                       |
| SNF-ICF                       | 1                 | 0                | 108               | 8                       | 46                        |
| RCF-I                         | 5                 | 0                | 193               | 197                     | 94                        |
| PAYMENTS                      | \$7,538           | \$4,049          | \$216,582         | \$187,405               | \$163,440                 |
| RCF-II                        | \$6,567           | \$4,049          | \$145,380         | \$154,410               | \$132,353                 |
| SNF/ICF                       | \$319             | \$0              | \$41,932          | \$3,120                 | \$17,275                  |
| RCF-I                         | \$652             | \$0              | \$29,270          | \$29,875                | \$13,812                  |
| REINVESTIGATIONS              | 0                 | 1                | 56                | 46                      | 26                        |
| CASES CLOSED                  | 1                 | 0                | 14                | 21                      | 5                         |
| *** MA                        |                   |                  |                   |                         |                           |
| APPLICATIONS RECEIVED         | 106               | 147              | 1,869             | 1,408                   | 1,250                     |
| APPLICATIONS APPROVED         | 72                | 120              | 1,240             | 808                     | 818                       |
| APPLICATIONS REJECTED         | 35                | 17               | 530               | 510                     | 414                       |
| APPLICATIONS PENDING          | 86                | 74               | 2,455             | 1,725                   | 1,377                     |
| RECIPIENTS                    | 881               | 1,163            | 14,608            | 19,422                  | 13,431                    |
| CASES CLOSED                  | 14                | 14               | 291               | 230                     | 158                       |
| *** MA-K                      |                   |                  |                   |                         |                           |
| APPLICATIONS RECEIVED         | 1                 | 0                | 59                | 30                      | 56                        |
| APPLICATIONS APPROVED-DMH     | 0                 | 0                | 0                 | 0                       | 0                         |
| APPLICATIONS APPROVED-DYS/JCT | 0                 | 0                | 56                | 24                      | 59                        |
| APPLICATIONS REJECTED         | 1                 | 0                | 30                | 3                       | 2                         |
| APPLICATIONS PENDING          | 0                 | 0                | 24                | 6                       | 9                         |
| RECIPIENTS - DMH              | 0                 | 0                | 1                 | 1                       | 1                         |
| RECIPIENTS - DYS/JCT          | 0                 | 0                | 420               | 63                      | 255                       |
| CASES CLOSED - DMH            | 0                 | 0                | 0                 | 0                       | 0                         |
| CASES CLOSED - DYS/JCT        | 0                 | 0                | 42                | 19                      | 70                        |
| *** REFUGEE                   |                   |                  |                   |                         |                           |
| APPLICATIONS RECEIVED         | 0                 | 0                | 9                 | 27                      | 11                        |
| APPLICATIONS APPROVED         | 0                 | 0                | 8                 | 34                      | 9                         |
| APPLICATIONS REJECTED         | 0                 | 0                | 0                 | 0                       | 1                         |
| APPLICATIONS PENDING          | 0                 | 0                | 1                 | 2                       | 3                         |
| CASES RECEIVING               | 0                 | 0                | 98                | 186                     | 58                        |
| TOTAL PERSONS                 | 0                 | 0                | 124               | 299                     | 84                        |
| TOTAL PAYMENTS                | \$0               | \$0              | \$1,458           | \$10,099                | \$2,998                   |
| REINVESTIGATIONS              | 0                 | 0                | 1                 | 0                       | 0                         |
| CASES CLOSED                  | 0                 | 0                | 8                 | 16                      | 3                         |
| *** SSI ONLY                  |                   |                  |                   |                         |                           |
| RECIPIENTS                    | 7                 | 19               | 101               | 272                     | 143                       |
| *** SSI-SP                    |                   |                  |                   |                         |                           |
| RECIPIENTS                    | 7                 | 6                | 38                | 79                      | 33                        |
| TOTAL PAYMENTS                | \$122             | \$609            | \$2,133           | \$4,257                 | \$1,414                   |
| *** SP ONLY                   |                   |                  |                   |                         |                           |
| RECIPIENTS                    | 0                 | 0                | 24                | 28                      | 12                        |
| TOTAL PAYMENTS                | \$0               | \$0              | \$3,651           | \$1,214                 | \$1,079                   |
| *** QMB                       |                   |                  |                   |                         |                           |
| APPLICATIONS RECEIVED         | 8                 | 3                | 91                | 25                      | 40                        |
| APPLICATIONS APPROVED         | 4                 | 0                | 39                | 16                      | 31                        |
| APPLICATIONS REJECTED         | 2                 | 4                | 32                | 18                      | 31                        |
| APPLICATIONS PENDING          | 6                 | 0                | 64                | 16                      | 38                        |
| TOTAL PERSONS                 | 84                | 99               | 1,346             | 1,031                   | 1,080                     |
| REINVESTIGATIONS              | 0                 | 2                | 6                 | 9                       | 5                         |
| CASES CLOSED                  | 12                | 31               | 197               | 94                      | 82                        |
| *** SLMB                      |                   |                  |                   |                         |                           |
| APPLICATIONS RECEIVED         | 1                 | 1                | 54                | 7                       | 26                        |
| APPLICATIONS APPROVED         | 1                 | 0                | 12                | 8                       | 11                        |
| APPLICATIONS REJECTED         | 1                 | 2                | 13                | 8                       | 17                        |
| APPLICATIONS PENDING          | 0                 | 0                | 43                | 7                       | 18                        |
| TOTAL PERSONS                 | 50                | 59               | 797               | 398                     | 594                       |
| REINVESTIGATIONS              | 0                 | 4                | 3                 | 1                       | 4                         |
| CASES CLOSED                  | 7                 | 17               | 64                | 35                      | 27                        |
| *** VENDOR CASES              |                   |                  |                   |                         |                           |
| RECIPIENTS                    | 158               | 137              | 3,014             | 2,230                   | 4,537                     |
| CASES CLOSED                  | 3                 | 5                | 128               | 49                      | 128                       |

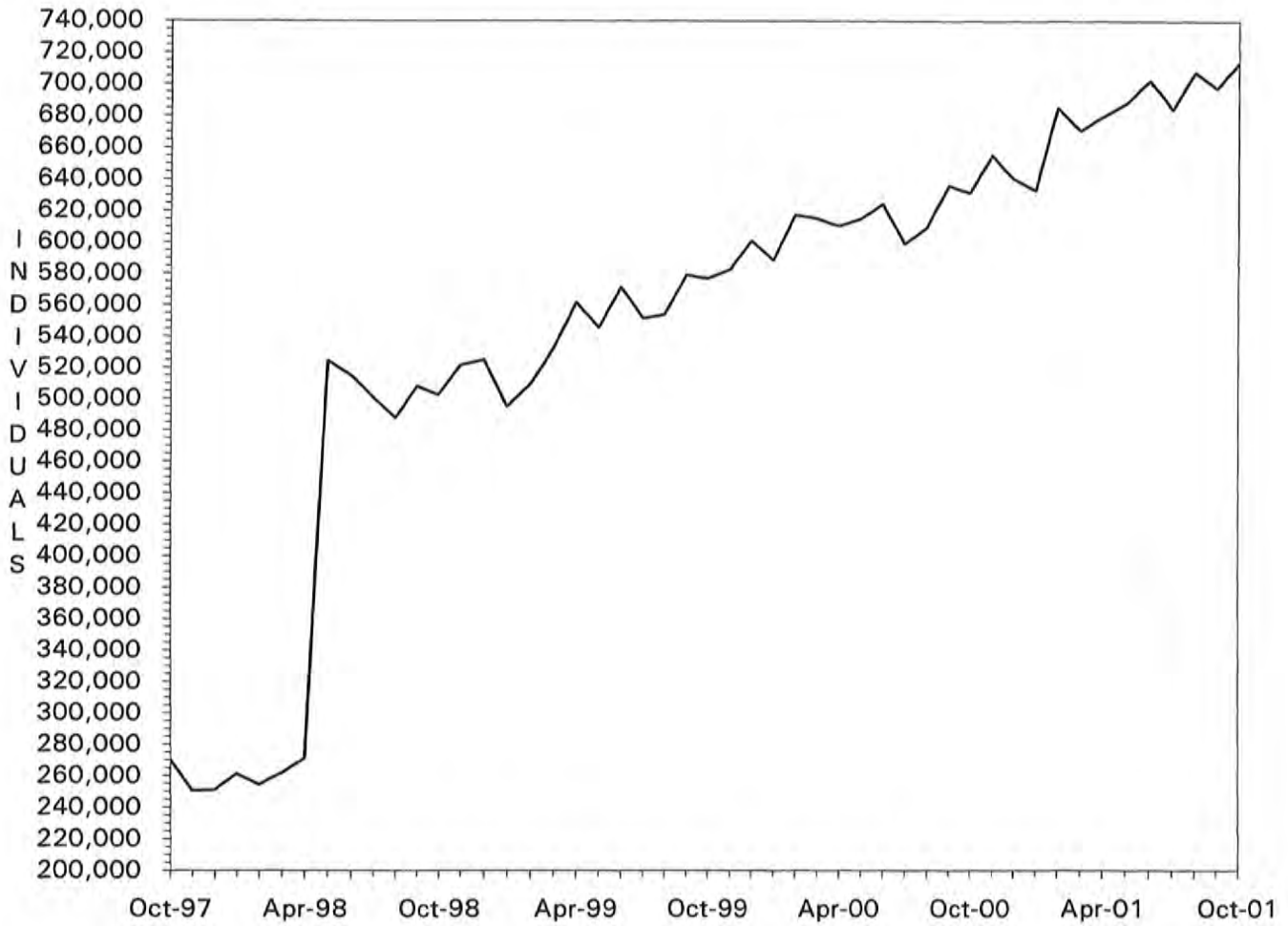
TABLE 3. DETAILED OPERATING STATISTICS BY AREA FOR OCTOBER 2001

|                                 | AREA 1    | AREA 2      | AREA 3      | AREA 4      | AREA 5      | AREA 6      | AREA 7      |
|---------------------------------|-----------|-------------|-------------|-------------|-------------|-------------|-------------|
| *** TEMPORARY ASSISTANCE        |           |             |             |             |             |             |             |
| APPLICATIONS RECEIVED           | 752       | 835         | 1,003       | 1,533       | 822         | 618         | 578         |
| APPLICATIONS APPROVED           | 509       | 582         | 734         | 1,018       | 578         | 483         | 391         |
| APPLICATIONS REJECTED           | 209       | 230         | 282         | 409         | 208         | 143         | 202         |
| APPLICATIONS PENDING            | 325       | 327         | 410         | 688         | 504         | 353         | 316         |
| FAMILIES RECEIVING CASH         | 3,383     | 4,790       | 6,603       | 7,013       | 8,386       | 12,095      | 6,578       |
| CHILDREN RECEIVING CASH         | 5,816     | 8,654       | 11,830      | 12,471      | 16,246      | 25,391      | 12,222      |
| TOTAL PERSONS                   | 8,154     | 12,095      | 15,959      | 17,298      | 21,236      | 34,217      | 16,353      |
| TOTAL PAYMENTS                  | \$791,314 | \$1,145,434 | \$1,518,271 | \$1,645,793 | \$1,998,941 | \$2,999,247 | \$1,522,754 |
| AVERAGE PER FAMILY              | \$233.62  | \$237.93    | \$229.54    | \$232.03    | \$238.37    | \$247.97    | \$231.49    |
| AVERAGE PER PERSON              | \$97.43   | \$95.97     | \$97.05     | \$95.75     | \$94.13     | \$87.65     | \$93.12     |
| TITLE XIX ONLY CASES            | 3,020     | 4,662       | 4,131       | 6,520       | 3,644       | 2,873       | 3,573       |
| TITLE XIX ONLY PERSONS          | 9,015     | 14,075      | 13,570      | 20,133      | 12,122      | 10,579      | 11,291      |
| TITLE XIX ONLY CHILDREN         | 5,434     | 8,300       | 7,915       | 11,669      | 7,021       | 6,560       | 6,784       |
| TITLE XIX TRANSITIONAL CASES    | 1,053     | 1,402       | 1,481       | 1,849       | 1,117       | 1,083       | 1,209       |
| TITLE XIX TRANSITIONAL PERSONS  | 2,162     | 2,718       | 2,844       | 3,773       | 2,264       | 2,040       | 2,228       |
| TITLE XIX TRANSITIONAL CHILDREN | 919       | 1,070       | 987         | 1,493       | 1,104       | 893         | 939         |
| EXTENDED TRANSITIONAL CASES     | 295       | 420         | 423         | 530         | 279         | 327         | 494         |
| EXTENDED TRANSITIONAL PERSONS   | 349       | 487         | 534         | 658         | 293         | 362         | 514         |
| REINVESTIGATIONS                | 564       | 962         | 1,290       | 1,055       | 810         | 1,750       | 1,446       |
| CASES CLOSED                    | 495       | 700         | 824         | 1,037       | 633         | 546         | 479         |
| *** TEMPORARY ASSISTANCE/UP     |           |             |             |             |             |             |             |
| FAMILIES RECEIVING              | 49        | 80          | 86          | 200         | 31          | 149         | 51          |
| CHILDREN RECEIVING              | 112       | 209         | 204         | 454         | 89          | 387         | 133         |
| TOTAL PERSONS                   | 195       | 330         | 334         | 789         | 143         | 665         | 222         |
| TOTAL PAYMENTS                  | \$13,287  | \$23,663    | \$23,306    | \$56,988    | \$9,595     | \$44,511    | \$14,559    |
| AVERAGE PER FAMILY              | \$155.85  | \$213.02    | \$213.04    | \$268.82    | \$309.52    | \$298.73    | \$285.47    |
| AVERAGE PER PERSON              | \$44.83   | \$52.98     | \$56.56     | \$66.85     | \$67.10     | \$66.93     | \$65.58     |
| *** MC+                         |           |             |             |             |             |             |             |
| APPLICATIONS RECEIVED           | 1,352     | 1,451       | 1,712       | 2,604       | 1,101       | 667         | 754         |
| APPLICATIONS APPROVED           | 941       | 1,020       | 1,177       | 1,857       | 765         | 463         | 556         |
| APPLICATIONS REJECTED           | 406       | 413         | 479         | 727         | 266         | 168         | 184         |
| APPLICATIONS PENDING            | 552       | 486         | 638         | 993         | 546         | 226         | 276         |
| FAMILIES RECEIVING              | 21,070    | 25,991      | 24,949      | 41,164      | 20,809      | 15,766      | 19,141      |
| CUSTODIAL PARENTS RECEIVING     | 8,678     | 11,428      | 12,009      | 19,079      | 6,962       | 6,259       | 6,750       |
| CHILDREN RECEIVING              | 39,164    | 47,235      | 45,190      | 75,982      | 39,634      | 31,526      | 35,747      |
| REINVESTIGATIONS                | 877       | 1,125       | 1,474       | 1,725       | 524         | 492         | 401         |
| CASES CLOSED                    | 846       | 778         | 1,004       | 1,575       | 618         | 399         | 375         |
| *** NON-CUSTODIAL PARENTS       |           |             |             |             |             |             |             |
| APPLICATIONS RECEIVED           | 17        | 21          | 48          | 44          | 9           | 14          | 8           |
| APPLICATIONS APPROVED           | 17        | 13          | 42          | 37          | 6           | 7           | 6           |
| APPLICATIONS REJECTED           | 2         | 4           | 9           | 5           | 1           | 4           | 5           |
| APPLICATIONS PENDING            | 2         | 6           | 11          | 3           | 1           | 5           | 1           |
| TOTAL PERSONS RECEIVING         | 144       | 190         | 449         | 436         | 135         | 62          | 70          |
| CURRENT SUPPORT                 | 15        | 19          | 36          | 42          | 1           | 1           | 2           |
| PARENTS' FAIR SHARE             | 129       | 171         | 413         | 394         | 134         | 61          | 68          |
| REINVESTIGATIONS                | 14        | 0           | 1           | 2           | 7           | 3           | 0           |
| CASES CLOSED                    | 9         | 21          | 36          | 21          | 27          | 15          | 1           |
| *** GR-CASH                     |           |             |             |             |             |             |             |
| APPLICATIONS RECEIVED           | 232       | 296         | 480         | 547         | 304         | 312         | 148         |
| APPLICATIONS APPROVED           | 22        | 32          | 53          | 67          | 17          | 58          | 20          |
| APPLICATIONS REJECTED           | 191       | 229         | 385         | 465         | 250         | 236         | 137         |
| APPLICATIONS PENDING            | 376       | 344         | 514         | 858         | 741         | 503         | 199         |
| CASES RECEIVING                 | 211       | 306         | 517         | 486         | 290         | 688         | 147         |
| PERSONS RECEIVING               | 211       | 306         | 518         | 486         | 291         | 689         | 151         |
| CASH PAYMENTS                   | \$16,768  | \$23,840    | \$40,505    | \$38,080    | \$21,767    | \$53,834    | \$10,960    |
| REINVESTIGATIONS                | 4         | 6           | 22          | 7           | 0           | 12          | 1           |
| CASES CLOSED                    | 29        | 27          | 67          | 58          | 22          | 59          | 16          |
| MA-GR RECIPIENTS                | 681       | 429         | 574         | 1,872       | 835         | 593         | 250         |
| MA-GR TOTAL PAYMENTS            | \$54,246  | \$34,254    | \$45,467    | \$148,935   | \$66,478    | \$47,276    | \$19,874    |
| *** MPW                         |           |             |             |             |             |             |             |
| APPLICATIONS RECEIVED           | 466       | 463         | 371         | 860         | 460         | 206         | 247         |
| APPLICATIONS APPROVED           | 329       | 345         | 274         | 628         | 245         | 156         | 167         |
| APPLICATIONS REJECTED           | 149       | 102         | 67          | 211         | 177         | 45          | 80          |
| APPLICATIONS PENDING            | 126       | 130         | 95          | 227         | 175         | 74          | 78          |
| CASES RECEIVING                 | 2,387     | 2,513       | 2,302       | 4,473       | 1,705       | 1,032       | 1,355       |
| EXTENDED WOMEN'S HEALTH         | 2,144     | 2,489       | 1,686       | 4,129       | 2,204       | 1,040       | 1,671       |
| CASES CLOSED                    | 99        | 101         | 105         | 177         | 75          | 60          | 59          |
| *** NEWBORNS                    | 2,231     | 1,982       | 1,823       | 4,441       | 1,966       | 845         | 1,204       |
| *** AB SUPP                     |           |             |             |             |             |             |             |
| APPLICATIONS RECEIVED           | 8         | 19          | 17          | 37          | 13          | 10          | 9           |
| APPLICATIONS APPROVED           | 1         | 1           | 3           | 7           | 0           | 0           | 4           |
| APPLICATIONS REJECTED           | 19        | 13          | 25          | 21          | 15          | 15          | 11          |
| APPLICATIONS PENDING            | 20        | 25          | 22          | 52          | 24          | 23          | 7           |
| RECIPIENTS                      | 88        | 97          | 127         | 145         | 110         | 108         | 130         |
| TOTAL PAYMENTS                  | \$30,380  | \$33,034    | \$40,948    | \$49,960    | \$37,175    | \$36,520    | \$48,718    |
| CASES CLOSED                    | 1         | 1           | 3           | 2           | 0           | 3           | 1           |

TABLE 3. DETAILED OPERATING STATISTICS BY AREA FOR OCTOBER 2001

|                               | AREA 1    | AREA 2    | AREA 3    | AREA 4    | AREA 5    | AREA 6    | AREA 7    |
|-------------------------------|-----------|-----------|-----------|-----------|-----------|-----------|-----------|
| *** BP                        |           |           |           |           |           |           |           |
| APPLICATIONS RECEIVED         | 12        | 16        | 19        | 42        | 15        | 12        | 9         |
| APPLICATIONS APPROVED         | 9         | 7         | 5         | 7         | 8         | 2         | 3         |
| APPLICATIONS REJECTED         | 13        | 10        | 26        | 23        | 12        | 9         | 16        |
| APPLICATIONS PENDING          | 26        | 23        | 24        | 61        | 32        | 28        | 13        |
| RECIPIENTS                    | 375       | 366       | 351       | 471       | 402       | 300       | 391       |
| TOTAL PAYMENTS                | \$156,599 | \$154,793 | \$147,975 | \$198,362 | \$169,598 | \$126,900 | \$165,393 |
| CASES CLOSED                  | 10        | 4         | 6         | 5         | 4         | 0         | 4         |
| *** NC                        |           |           |           |           |           |           |           |
| APPLICATIONS RECEIVED         | 58        | 58        | 52        | 80        | 23        | 22        | 25        |
| APPLICATIONS APPROVED         | 41        | 48        | 42        | 63        | 18        | 31        | 15        |
| APPLICATIONS REJECTED         | 8         | 16        | 14        | 19        | 3         | 4         | 6         |
| APPLICATIONS PENDING          | 41        | 41        | 52        | 53        | 21        | 14        | 27        |
| RECIPIENTS                    | 1,057     | 1,329     | 1,544     | 1,625     | 821       | 755       | 621       |
| RCF-II                        | 705       | 802       | 1,072     | 1,250     | 520       | 550       | 481       |
| SNF-ICF                       | 37        | 44        | 65        | 23        | 108       | 8         | 46        |
| RCF-I                         | 315       | 483       | 407       | 352       | 193       | 197       | 94        |
| PAYMENTS                      | \$248,424 | \$301,966 | \$382,482 | \$405,290 | \$216,582 | \$187,405 | \$163,440 |
| RCF-II                        | \$188,909 | \$214,102 | \$297,499 | \$343,913 | \$145,380 | \$154,410 | \$132,353 |
| SNF/ICF                       | \$13,185  | \$15,876  | \$24,829  | \$8,144   | \$41,932  | \$3,120   | \$17,275  |
| RCF-I                         | \$46,330  | \$71,988  | \$60,154  | \$53,233  | \$29,270  | \$29,875  | \$13,812  |
| REINVESTIGATIONS              | 57        | 38        | 118       | 53        | 56        | 46        | 26        |
| CASES CLOSED                  | 24        | 29        | 38        | 28        | 14        | 21        | 5         |
| *** MA                        |           |           |           |           |           |           |           |
| APPLICATIONS RECEIVED         | 2,530     | 2,779     | 3,676     | 5,101     | 1,869     | 1,408     | 1,250     |
| APPLICATIONS APPROVED         | 1,804     | 1,964     | 2,606     | 3,675     | 1,240     | 808       | 818       |
| APPLICATIONS REJECTED         | 669       | 751       | 933       | 1,195     | 530       | 510       | 414       |
| APPLICATIONS PENDING          | 2,065     | 2,124     | 2,490     | 3,916     | 2,455     | 1,725     | 1,377     |
| RECIPIENTS                    | 17,092    | 18,331    | 30,352    | 35,738    | 14,608    | 19,422    | 13,431    |
| CASES CLOSED                  | 373       | 288       | 545       | 676       | 291       | 230       | 158       |
| *** MA-K                      |           |           |           |           |           |           |           |
| APPLICATIONS RECEIVED         | 14        | 74        | 12        | 56        | 59        | 30        | 56        |
| APPLICATIONS APPROVED-DMH     | 0         | 0         | 0         | 0         | 0         | 0         | 0         |
| APPLICATIONS APPROVED-DYS/JCT | 8         | 47        | 9         | 52        | 56        | 24        | 59        |
| APPLICATIONS REJECTED         | 7         | 27        | 4         | 9         | 30        | 3         | 2         |
| APPLICATIONS PENDING          | 1         | 7         | 1         | 5         | 24        | 6         | 9         |
| RECIPIENTS - DMH              | 2         | 4         | 1         | 1         | 1         | 1         | 1         |
| RECIPIENTS - DYS/JCT          | 92        | 210       | 100       | 254       | 420       | 63        | 255       |
| CASES CLOSED - DMH            | 0         | 0         | 0         | 0         | 0         | 0         | 0         |
| CASES CLOSED - DYS/JCT        | 12        | 54        | 16        | 49        | 42        | 19        | 70        |
| *** REFUGEE                   |           |           |           |           |           |           |           |
| APPLICATIONS RECEIVED         | 2         | 1         | 0         | 1         | 9         | 27        | 11        |
| APPLICATIONS APPROVED         | 2         | 1         | 0         | 0         | 8         | 34        | 9         |
| APPLICATIONS REJECTED         | 0         | 0         | 0         | 0         | 0         | 0         | 1         |
| APPLICATIONS PENDING          | 2         | 0         | 0         | 1         | 1         | 2         | 3         |
| CASES RECEIVING               | 4         | 13        | 0         | 0         | 98        | 186       | 58        |
| TOTAL PERSONS                 | 7         | 22        | 0         | 0         | 124       | 299       | 84        |
| TOTAL PAYMENTS                | \$614     | \$1,012   | \$0       | \$0       | \$1,458   | \$10,099  | \$2,998   |
| REINVESTIGATIONS              | 0         | 0         | 0         | 0         | 1         | 0         | 0         |
| CASES CLOSED                  | 2         | 1         | 0         | 0         | 8         | 16        | 3         |
| *** SSI ONLY                  |           |           |           |           |           |           |           |
| RECIPIENTS                    | 94        | 119       | 311       | 242       | 101       | 272       | 143       |
| *** SSI-SP                    |           |           |           |           |           |           |           |
| RECIPIENTS                    | 43        | 44        | 123       | 109       | 38        | 79        | 33        |
| TOTAL PAYMENTS                | \$2,381   | \$2,038   | \$8,138   | \$6,743   | \$2,133   | \$4,257   | \$1,414   |
| *** SP ONLY                   |           |           |           |           |           |           |           |
| RECIPIENTS                    | 12        | 13        | 30        | 32        | 24        | 28        | 12        |
| TOTAL PAYMENTS                | \$1,252   | \$472     | \$2,030   | \$3,832   | \$3,651   | \$1,214   | \$1,079   |
| *** QMB                       |           |           |           |           |           |           |           |
| APPLICATIONS RECEIVED         | 182       | 156       | 229       | 281       | 91        | 25        | 40        |
| APPLICATIONS APPROVED         | 69        | 82        | 112       | 138       | 39        | 16        | 31        |
| APPLICATIONS REJECTED         | 94        | 62        | 91        | 134       | 32        | 18        | 31        |
| APPLICATIONS PENDING          | 94        | 71        | 101       | 127       | 64        | 16        | 38        |
| TOTAL PERSONS                 | 1,686     | 1,823     | 2,211     | 3,458     | 1,346     | 1,031     | 1,080     |
| REINVESTIGATIONS              | 33        | 20        | 42        | 43        | 6         | 9         | 5         |
| CASES CLOSED                  | 402       | 432       | 564       | 850       | 197       | 94        | 82        |
| *** SLMB                      |           |           |           |           |           |           |           |
| APPLICATIONS RECEIVED         | 124       | 71        | 159       | 162       | 54        | 7         | 26        |
| APPLICATIONS APPROVED         | 50        | 29        | 58        | 72        | 12        | 8         | 11        |
| APPLICATIONS REJECTED         | 68        | 43        | 80        | 92        | 13        | 8         | 17        |
| APPLICATIONS PENDING          | 57        | 36        | 80        | 60        | 43        | 7         | 18        |
| TOTAL PERSONS                 | 1,220     | 1,179     | 1,830     | 2,512     | 797       | 398       | 594       |
| REINVESTIGATIONS              | 16        | 10        | 49        | 42        | 3         | 1         | 4         |
| CASES CLOSED                  | 177       | 155       | 260       | 378       | 64        | 35        | 27        |
| *** VENDOR CASES              |           |           |           |           |           |           |           |
| RECIPIENTS                    | 5,282     | 4,625     | 4,482     | 5,741     | 3,014     | 2,230     | 4,537     |
| CASES CLOSED                  | 144       | 153       | 173       | 226       | 128       | 49        | 128       |

FIGURE 2. MEDICAL STATISTICS - TOTAL INDIVIDUALS



Note: As of May 1998, total individuals include Managed Care recipients.

FIGURE 3. MEDICAL STATISTICS - TOTAL PAYMENTS

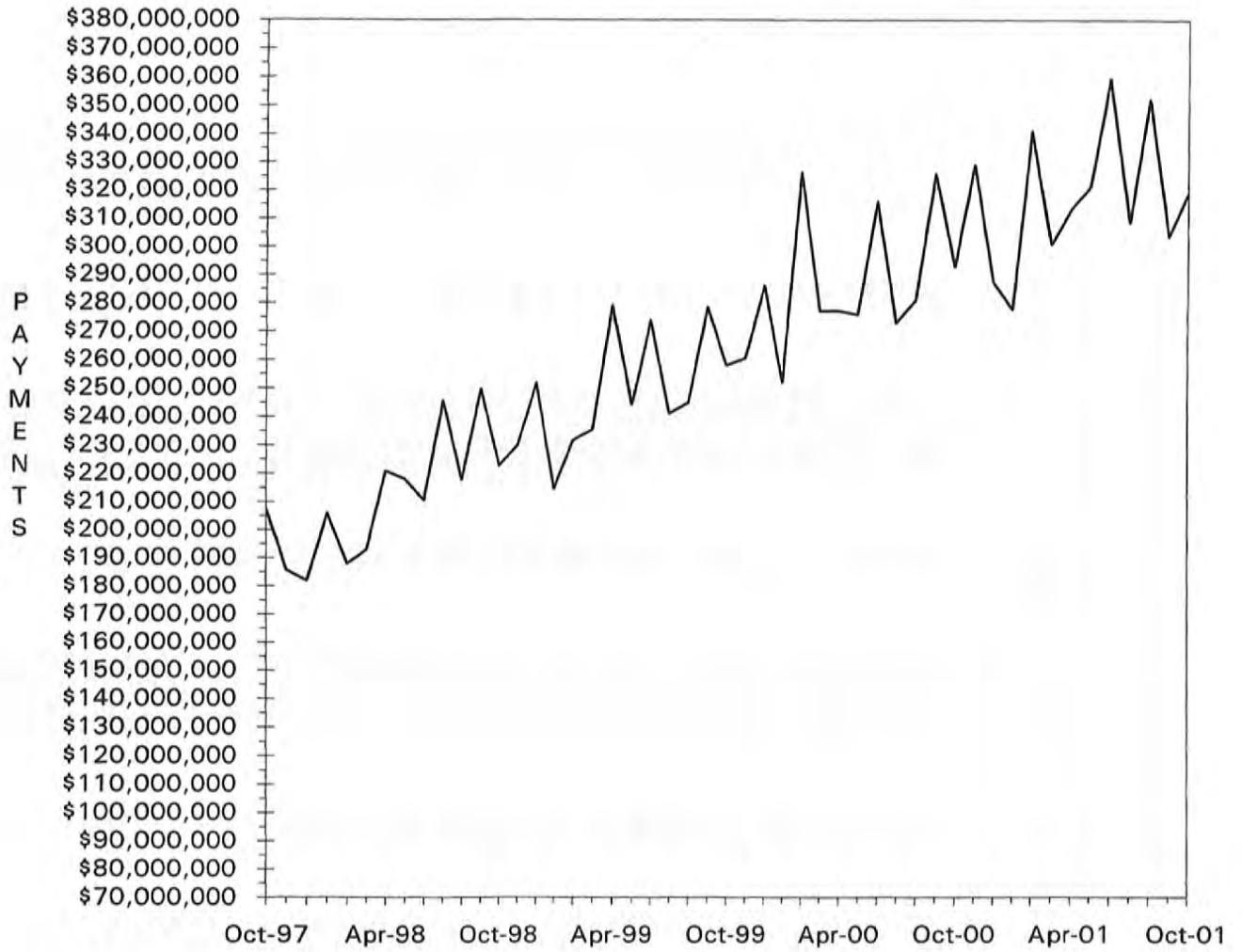










TABLE 4. MISSOURI MEDICAID RECIPIENTS AND PAYMENTS BY TYPE OF SERVICE, OCTOBER, 2001

| COUNTY         | OUTPATIENT HOSPITAL |             | DENTAL SERVICES |          | LAB & X-RAY SERVICES |          | AMBULANCE SERVICES |          | OPTOMETRIC SERVICES |          | HOMEMAKER / RESPITE CARE |             |
|----------------|---------------------|-------------|-----------------|----------|----------------------|----------|--------------------|----------|---------------------|----------|--------------------------|-------------|
|                | RECIPIENTS          | PAYMENTS    | RECIPIENTS      | PAYMENTS | RECIPIENTS           | PAYMENTS | RECIPIENTS         | PAYMENTS | RECIPIENTS          | PAYMENTS | RECIPIENTS               | PAYMENTS    |
| LINN           | 348                 | \$74,140    | 63              | \$6,739  | 74                   | \$2,428  | 28                 | \$4,346  | 46                  | \$1,012  | 104                      | \$36,771    |
| LIVINGSTON     | 421                 | \$109,076   | 76              | \$8,413  | 56                   | \$2,149  | 22                 | \$2,339  | 45                  | \$1,419  | 75                       | \$15,448    |
| MCDONALD       | 541                 | \$98,806    | 31              | \$8,579  | 189                  | \$5,081  | 35                 | \$6,250  | 48                  | \$2,119  | 64                       | \$38,852    |
| MACON          | 378                 | \$94,553    | 19              | \$4,669  | 127                  | \$3,791  | 17                 | \$2,954  | 39                  | \$1,716  | 101                      | \$44,577    |
| MADISON        | 547                 | \$120,815   | 51              | \$6,984  | 49                   | \$1,990  | 14                 | \$3,005  | 56                  | \$2,475  | 131                      | \$64,454    |
| MARIES         | 169                 | \$53,914    | 25              | \$6,636  | 58                   | \$2,409  | 12                 | \$1,707  | 18                  | \$927    | 36                       | \$7,980     |
| MARION         | 570                 | \$130,275   | 97              | \$11,617 | 176                  | \$4,554  | 72                 | \$6,072  | 84                  | \$3,952  | 117                      | \$30,251    |
| MERCER         | 45                  | \$13,163    | 13              | \$2,073  | 23                   | \$465    | 10                 | \$2,419  | 19                  | \$879    | 38                       | \$10,178    |
| MILLER         | 227                 | \$70,582    | 42              | \$6,969  | 85                   | \$3,679  | 53                 | \$6,556  | 38                  | \$1,200  | 84                       | \$18,997    |
| MISSISSIPPI    | 565                 | \$123,744   | 136             | \$13,887 | 125                  | \$3,090  | 59                 | \$5,478  | 109                 | \$4,814  | 313                      | \$120,730   |
| MONITEAU       | 72                  | \$17,092    | 11              | \$2,716  | 40                   | \$968    | 33                 | \$3,709  | 24                  | \$586    | 48                       | \$8,235     |
| MONROE         | 75                  | \$22,552    | 10              | \$2,530  | 23                   | \$587    | 7                  | \$501    | 12                  | \$397    | 104                      | \$38,914    |
| MONTGOMERY     | 112                 | \$37,158    | 18              | \$3,783  | 38                   | \$1,466  | 30                 | \$3,275  | 36                  | \$719    | 57                       | \$19,366    |
| MORGAN         | 190                 | \$78,514    | 30              | \$5,764  | 70                   | \$2,451  | 69                 | \$12,082 | 40                  | \$1,292  | 92                       | \$22,382    |
| NEW MADRID     | 805                 | \$202,776   | 79              | \$8,197  | 175                  | \$5,821  | 53                 | \$9,648  | 159                 | \$6,716  | 472                      | \$165,728   |
| NEWTON         | 1,111               | \$230,494   | 86              | \$21,948 | 383                  | \$8,860  | 54                 | \$6,774  | 106                 | \$5,088  | 138                      | \$61,790    |
| NODAWAY        | 219                 | \$47,040    | 39              | \$3,766  | 27                   | \$779    | 25                 | \$3,573  | 25                  | \$1,083  | 30                       | \$7,303     |
| OREGON         | 357                 | \$83,638    | 36              | \$7,610  | 48                   | \$1,790  | 20                 | \$5,423  | 51                  | \$2,405  | 140                      | \$52,365    |
| OSAGE          | 64                  | \$14,046    | 5               | \$204    | 25                   | \$522    | 6                  | \$483    | 13                  | \$361    | 38                       | \$6,397     |
| OZARK          | 205                 | \$70,073    | 41              | \$5,425  | 51                   | \$1,831  | 13                 | \$3,757  | 28                  | \$1,521  | 77                       | \$29,227    |
| PEMISCOT       | 1,046               | \$239,703   | 135             | \$39,314 | 150                  | \$4,874  | 32                 | \$6,089  | 239                 | \$12,672 | 602                      | \$196,306   |
| PERRY          | 394                 | \$107,077   | 81              | \$7,711  | 30                   | \$976    | 12                 | \$3,287  | 62                  | \$2,949  | 68                       | \$21,980    |
| PETTIS         | 375                 | \$97,860    | 52              | \$9,682  | 138                  | \$2,974  | 46                 | \$7,076  | 57                  | \$2,520  | 112                      | \$36,002    |
| PHELPS         | 1,029               | \$224,681   | 74              | \$9,156  | 137                  | \$5,499  | 60                 | \$8,827  | 92                  | \$4,207  | 142                      | \$32,569    |
| PIKE           | 399                 | \$112,416   | 34              | \$2,824  | 103                  | \$3,273  | 20                 | \$3,658  | 87                  | \$3,978  | 98                       | \$21,530    |
| PLATTE         | 203                 | \$83,597    | 41              | \$4,976  | 79                   | \$2,950  | 42                 | \$6,150  | 7                   | \$116    | 43                       | \$10,788    |
| POLK           | 711                 | \$198,261   | 108             | \$15,028 | 126                  | \$3,801  | 17                 | \$2,332  | 84                  | \$3,318  | 76                       | \$18,182    |
| PULASKI        | 569                 | \$154,195   | 117             | \$15,742 | 112                  | \$4,632  | 53                 | \$8,178  | 48                  | \$2,696  | 121                      | \$34,090    |
| PUTMAN         | 141                 | \$35,874    | 44              | \$5,501  | 82                   | \$2,149  | 3                  | \$543    | 10                  | \$452    | 26                       | \$7,064     |
| RALLS          | 126                 | \$40,654    | 18              | \$3,457  | 35                   | \$913    | 10                 | \$1,239  | 17                  | \$743    | 45                       | \$17,385    |
| RANDOLPH       | 368                 | \$117,085   | 26              | \$11,411 | 91                   | \$4,354  | 77                 | \$6,458  | 22                  | \$1,271  | 172                      | \$48,753    |
| RAY            | 171                 | \$54,813    | 13              | \$1,737  | 87                   | \$2,524  | 16                 | \$3,583  | 17                  | \$856    | 58                       | \$10,036    |
| REYNOLDS       | 447                 | \$130,633   | 47              | \$8,684  | 106                  | \$3,354  | 43                 | \$6,938  | 30                  | \$1,314  | 90                       | \$30,141    |
| RIPLEY         | 569                 | \$179,072   | 99              | \$15,305 | 177                  | \$5,602  | 33                 | \$9,855  | 94                  | \$4,771  | 336                      | \$119,404   |
| ST. CHARLES    | 687                 | \$176,426   | 87              | \$10,033 | 150                  | \$6,067  | 89                 | \$5,138  | 68                  | \$2,472  | 157                      | \$74,568    |
| ST. CLAIR      | 126                 | \$35,506    | 12              | \$1,934  | 14                   | \$588    | 7                  | \$2,167  | 16                  | \$893    | 45                       | \$19,476    |
| ST. FRANCOIS   | 861                 | \$222,868   | 109             | \$16,517 | 178                  | \$5,531  | 124                | \$14,232 | 108                 | \$3,855  | 332                      | \$158,043   |
| STE. GENEVIEVE | 142                 | \$37,390    | 18              | \$2,696  | 32                   | \$939    | 26                 | \$2,703  | 41                  | \$917    | 63                       | \$28,344    |
| ST. LOUIS      | 4,264               | \$1,183,095 | 511             | \$64,660 | 1,652                | \$57,439 | 482                | \$44,485 | 341                 | \$13,203 | 1,148                    | \$669,030   |
| SALINE         | 259                 | \$78,848    | 119             | \$8,508  | 98                   | \$3,554  | 37                 | \$5,174  | 45                  | \$1,455  | 131                      | \$40,059    |
| SCHUYLER       | 87                  | \$20,603    | 13              | \$2,859  | 60                   | \$1,563  | 6                  | \$198    | 18                  | \$1,062  | 52                       | \$11,366    |
| SCOTLAND       | 121                 | \$30,281    | 9               | \$750    | 39                   | \$878    | 2                  | \$222    | 14                  | \$688    | 54                       | \$19,830    |
| SCOTT          | 1,492               | \$351,659   | 150             | \$25,552 | 377                  | \$13,098 | 129                | \$15,818 | 198                 | \$8,621  | 457                      | \$190,740   |
| SHANNON        | 387                 | \$91,598    | 34              | \$5,148  | 70                   | \$2,949  | 15                 | \$3,210  | 36                  | \$1,427  | 98                       | \$33,083    |
| SHELBY         | 133                 | \$27,197    | 18              | \$2,123  | 33                   | \$1,059  | 14                 | \$2,094  | 17                  | \$713    | 88                       | \$21,527    |
| STODDARD       | 950                 | \$265,486   | 189             | \$28,595 | 385                  | \$8,225  | 98                 | \$14,055 | 176                 | \$6,515  | 309                      | \$135,979   |
| STONE          | 612                 | \$184,204   | 46              | \$12,208 | 117                  | \$3,645  | 25                 | \$5,579  | 33                  | \$1,270  | 75                       | \$27,578    |
| SULLIVAN       | 180                 | \$47,733    | 32              | \$6,853  | 75                   | \$2,268  | 21                 | \$815    | 31                  | \$1,465  | 63                       | \$16,627    |
| TANEY          | 1,069               | \$285,744   | 109             | \$14,524 | 181                  | \$4,654  | 23                 | \$720    | 87                  | \$4,299  | 62                       | \$13,543    |
| TEXAS          | 761                 | \$168,427   | 61              | \$12,778 | 111                  | \$4,757  | 33                 | \$7,868  | 97                  | \$4,836  | 126                      | \$26,488    |
| VERNON         | 710                 | \$201,978   | 53              | \$7,206  | 87                   | \$3,275  | 27                 | \$3,922  | 71                  | \$2,814  | 102                      | \$28,324    |
| WARREN         | 147                 | \$38,338    | 25              | \$2,119  | 60                   | \$1,718  | 16                 | \$1,696  | 18                  | \$416    | 57                       | \$14,920    |
| WASHINGTON     | 513                 | \$122,734   | 55              | \$9,876  | 121                  | \$4,825  | 77                 | \$8,846  | 71                  | \$2,981  | 157                      | \$58,464    |
| WAYNE          | 440                 | \$164,808   | 92              | \$14,328 | 279                  | \$6,436  | 73                 | \$19,349 | 71                  | \$3,328  | 219                      | \$82,637    |
| WEBSTER        | 534                 | \$130,645   | 153             | \$26,016 | 219                  | \$6,108  | 22                 | \$3,484  | 102                 | \$4,430  | 132                      | \$46,388    |
| WORTH          | 61                  | \$20,266    | 10              | \$1,141  | 11                   | \$512    | 4                  | \$724    | 1                   | \$45     | 13                       | \$4,247     |
| WRIGHT         | 520                 | \$144,159   | 87              | \$18,968 | 197                  | \$7,403  | 25                 | \$6,157  | 80                  | \$3,734  | 200                      | \$51,948    |
| ST. LOUIS CITY | 6,464               | \$1,977,436 | 582             | \$72,251 | 1,817                | \$56,424 | 1,091              | \$87,670 | 446                 | \$19,878 | 1,948                    | \$1,066,126 |
| INVALID COUNTY | 30                  | \$4,755     | 2               | \$99     | 8                    | \$242    | 2                  | \$250    | 3                   | \$154    | 0                        | \$0         |

TABLE 4. MISSOURI MEDICAID RECIPIENTS AND PAYMENTS BY TYPE OF SERVICE, OCTOBER, 2001

| COUNTY         | CLINIC SERVICES |             | DME SERVICES |             | AUDIOLOGY SERVICES |          | PODIATRY SERVICES |           | PERSONAL CARE SERVICES |              | FAMILY PLANNING |           |
|----------------|-----------------|-------------|--------------|-------------|--------------------|----------|-------------------|-----------|------------------------|--------------|-----------------|-----------|
|                | RECIPIENTS      | PAYMENTS    | RECIPIENTS   | PAYMENTS    | RECIPIENTS         | PAYMENTS | RECIPIENTS        | PAYMENTS  | RECIPIENTS             | PAYMENTS     | RECIPIENTS      | PAYMENTS  |
| STATE TOTAL    | 81,052          | \$6,259,549 | 13,536       | \$1,528,265 | 300                | \$87,514 | 5,507             | \$120,006 | 29,679                 | \$14,574,234 | 11,472          | \$746,505 |
| ADAIR          | 450             | \$28,326    | 77           | \$5,705     | 3                  | \$193    | 61                | \$1,360   | 177                    | \$77,459     | 106             | \$9,846   |
| ANDREW         | 211             | \$17,504    | 34           | \$3,220     | 2                  | \$530    | 1                 | \$3       | 44                     | \$9,232      | 23              | \$891     |
| ATCHISON       | 89              | \$9,878     | 31           | \$1,628     | 0                  | \$0      | 0                 | \$0       | 26                     | \$11,632     | 19              | \$731     |
| AUDRAIN        | 279             | \$14,736    | 78           | \$7,790     | 0                  | \$0      | 26                | \$395     | 141                    | \$43,216     | 24              | \$950     |
| BARRY          | 1,047           | \$52,116    | 86           | \$7,804     | 1                  | \$9      | 48                | \$882     | 219                    | \$136,297    | 146             | \$8,022   |
| BARTON         | 337             | \$19,201    | 36           | \$5,020     | 0                  | \$0      | 5                 | \$123     | 81                     | \$29,501     | 86              | \$7,147   |
| BATES          | 459             | \$25,678    | 68           | \$4,039     | 0                  | \$0      | 14                | \$288     | 89                     | \$32,968     | 87              | \$3,601   |
| BENTON         | 416             | \$30,900    | 62           | \$3,755     | 0                  | \$0      | 11                | \$507     | 130                    | \$53,537     | 104             | \$4,314   |
| BOLLINGER      | 436             | \$20,256    | 96           | \$4,664     | 1                  | \$9      | 20                | \$706     | 206                    | \$68,313     | 91              | \$6,226   |
| BOONE          | 852             | \$55,825    | 188          | \$36,333    | 1                  | \$28     | 50                | \$1,092   | 407                    | \$185,735    | 89              | \$4,670   |
| BUCHANAN       | 2,469           | \$190,215   | 300          | \$25,121    | 8                  | \$4,163  | 20                | \$542     | 495                    | \$190,947    | 271             | \$13,043  |
| BUTLER         | 1,450           | \$111,471   | 270          | \$25,154    | 3                  | \$29     | 121               | \$2,688   | 850                    | \$368,373    | 333             | \$18,563  |
| CALDWELL       | 220             | \$17,245    | 26           | \$1,412     | 0                  | \$0      | 5                 | \$84      | 59                     | \$29,619     | 43              | \$1,925   |
| CALLAWAY       | 312             | \$22,056    | 89           | \$6,253     | 1                  | \$555    | 40                | \$381     | 141                    | \$51,675     | 35              | \$1,283   |
| CAMDEN         | 377             | \$21,057    | 84           | \$26,815    | 0                  | \$0      | 49                | \$1,193   | 107                    | \$43,326     | 25              | \$1,713   |
| CAPE GIRARDEAU | 1,292           | \$85,035    | 216          | \$13,528    | 3                  | \$1,072  | 110               | \$3,187   | 466                    | \$198,364    | 333             | \$17,845  |
| CARROLL        | 246             | \$22,348    | 39           | \$2,379     | 1                  | \$545    | 26                | \$380     | 59                     | \$20,827     | 43              | \$2,142   |
| CARTER         | 235             | \$16,552    | 45           | \$2,927     | 2                  | \$16     | 7                 | \$285     | 179                    | \$79,588     | 62              | \$2,707   |
| CASS           | 440             | \$50,618    | 85           | \$6,060     | 0                  | \$0      | 21                | \$500     | 193                    | \$74,861     | 39              | \$2,368   |
| CEDAR          | 373             | \$30,155    | 79           | \$7,217     | 2                  | \$501    | 12                | \$431     | 92                     | \$56,649     | 82              | \$3,559   |
| CHARITON       | 134             | \$7,054     | 21           | \$803       | 2                  | \$1,579  | 25                | \$333     | 58                     | \$12,193     | 3               | \$54      |
| CHRISTIAN      | 679             | \$49,458    | 84           | \$7,885     | 6                  | \$574    | 27                | \$732     | 260                    | \$90,489     | 202             | \$19,229  |
| CLARK          | 205             | \$8,246     | 25           | \$1,776     | 0                  | \$0      | 6                 | \$188     | 54                     | \$18,335     | 33              | \$1,994   |
| CLAY           | 1,168           | \$113,886   | 164          | \$42,139    | 2                  | \$937    | 30                | \$573     | 305                    | \$98,660     | 70              | \$9,637   |
| CLINTON        | 436             | \$30,745    | 38           | \$2,925     | 1                  | \$5      | 18                | \$365     | 50                     | \$33,488     | 42              | \$5,502   |
| COLE           | 566             | \$41,735    | 96           | \$8,300     | 0                  | \$0      | 52                | \$849     | 184                    | \$73,974     | 31              | \$1,007   |
| COOPER         | 176             | \$7,431     | 50           | \$5,226     | 0                  | \$0      | 26                | \$325     | 68                     | \$18,267     | 13              | \$503     |
| CRAWFORD       | 647             | \$61,119    | 106          | \$11,525    | 0                  | \$0      | 31                | \$786     | 186                    | \$121,591    | 135             | \$7,871   |
| DADE           | 150             | \$7,915     | 25           | \$1,764     | 0                  | \$0      | 4                 | \$219     | 49                     | \$15,470     | 28              | \$3,342   |
| DALLAS         | 344             | \$23,223    | 62           | \$5,890     | 1                  | \$10     | 5                 | \$279     | 100                    | \$36,435     | 78              | \$4,404   |
| DAVISS         | 149             | \$8,125     | 19           | \$1,301     | 1                  | \$542    | 3                 | \$70      | 33                     | \$16,186     | 36              | \$1,268   |
| DEKALB         | 229             | \$19,687    | 42           | \$2,840     | 0                  | \$0      | 6                 | \$90      | 101                    | \$49,794     | 29              | \$2,106   |
| DENT           | 582             | \$30,539    | 77           | \$11,507    | 0                  | \$0      | 6                 | \$201     | 179                    | \$164,497    | 104             | \$4,395   |
| DOUGLAS        | 280             | \$20,797    | 63           | \$4,772     | 2                  | \$1,015  | 17                | \$285     | 111                    | \$37,998     | 75              | \$8,080   |
| DUNKLIN        | 1,165           | \$85,809    | 383          | \$48,123    | 4                  | \$531    | 188               | \$3,597   | 937                    | \$396,777    | 338             | \$26,252  |
| FRANKLIN       | 758             | \$69,647    | 147          | \$19,765    | 0                  | \$0      | 37                | \$979     | 318                    | \$199,520    | 59              | \$2,463   |
| GASCONADE      | 188             | \$10,345    | 33           | \$5,091     | 0                  | \$0      | 10                | \$161     | 52                     | \$19,154     | 7               | \$231     |
| GENTRY         | 130             | \$9,898     | 26           | \$1,737     | 1                  | \$545    | 8                 | \$151     | 14                     | \$5,368      | 18              | \$2,054   |
| GREENE         | 4,444           | \$276,437   | 565          | \$84,924    | 31                 | \$7,690  | 130               | \$3,653   | 1,008                  | \$374,218    | 986             | \$59,287  |
| GRUNDY         | 384             | \$22,065    | 22           | \$934       | 5                  | \$2,677  | 44                | \$613     | 125                    | \$31,931     | 47              | \$4,555   |
| HARRISON       | 203             | \$13,784    | 29           | \$1,679     | 3                  | \$1,101  | 6                 | \$250     | 16                     | \$5,311      | 44              | \$2,801   |
| HENRY          | 455             | \$28,036    | 104          | \$6,114     | 0                  | \$0      | 8                 | \$244     | 193                    | \$81,416     | 22              | \$1,224   |
| HICKORY        | 217             | \$13,415    | 45           | \$2,281     | 2                  | \$20     | 12                | \$167     | 55                     | \$33,346     | 66              | \$2,562   |
| HOLT           | 61              | \$4,451     | 21           | \$1,837     | 0                  | \$0      | 0                 | \$0       | 13                     | \$5,214      | 12              | \$331     |
| HOWARD         | 101             | \$5,978     | 39           | \$1,856     | 0                  | \$0      | 8                 | \$87      | 74                     | \$22,631     | 7               | \$804     |
| HOWELL         | 920             | \$48,411    | 171          | \$13,143    | 9                  | \$4,180  | 46                | \$867     | 312                    | \$111,377    | 243             | \$10,272  |
| IRON           | 412             | \$23,934    | 89           | \$5,685     | 1                  | \$545    | 44                | \$1,226   | 211                    | \$231,191    | 82              | \$8,182   |
| JACKSON        | 7,627           | \$725,275   | 966          | \$93,841    | 11                 | \$3,416  | 534               | \$10,363  | 1,857                  | \$818,978    | 368             | \$22,154  |
| JASPER         | 3,775           | \$251,141   | 384          | \$71,104    | 17                 | \$3,425  | 118               | \$2,982   | 755                    | \$414,497    | 491             | \$32,492  |
| JEFFERSON      | 1,215           | \$98,235    | 217          | \$30,554    | 6                  | \$2,695  | 163               | \$3,622   | 647                    | \$338,592    | 105             | \$3,842   |
| JOHNSON        | 368             | \$25,330    | 84           | \$12,888    | 0                  | \$0      | 22                | \$576     | 166                    | \$84,347     | 26              | \$960     |
| KNOX           | 63              | \$2,865     | 15           | \$525       | 1                  | \$604    | 16                | \$198     | 62                     | \$18,735     | 23              | \$745     |
| LACLEDE        | 808             | \$36,681    | 110          | \$7,215     | 9                  | \$3,602  | 34                | \$1,026   | 245                    | \$84,621     | 164             | \$13,927  |
| LAFAYETTE      | 456             | \$25,581    | 90           | \$9,305     | 1                  | \$60     | 18                | \$377     | 120                    | \$50,070     | 42              | \$1,713   |
| LAWRENCE       | 992             | \$54,269    | 77           | \$9,468     | 4                  | \$2,145  | 13                | \$684     | 214                    | \$90,275     | 165             | \$9,822   |
| LEWIS          | 97              | \$3,085     | 26           | \$1,572     | 1                  | \$75     | 14                | \$189     | 59                     | \$20,323     | 30              | \$1,029   |
| LINCOLN        | 238             | \$13,765    | 70           | \$6,115     | 2                  | \$34     | 49                | \$860     | 190                    | \$95,500     | 34              | \$1,198   |

TABLE 4. MISSOURI MEDICAID RECIPIENTS AND PAYMENTS BY TYPE OF SERVICE, OCTOBER, 2001

| COUNTY         | CLINIC SERVICES |           | DME SERVICES |           | AUDIOLOGY SERVICES |          | PODIATRY SERVICES |          | PERSONAL CARE SERVICES |             | FAMILY PLANNING |          |
|----------------|-----------------|-----------|--------------|-----------|--------------------|----------|-------------------|----------|------------------------|-------------|-----------------|----------|
|                | RECIPIENTS      | PAYMENTS  | RECIPIENTS   | PAYMENTS  | RECIPIENTS         | PAYMENTS | RECIPIENTS        | PAYMENTS | RECIPIENTS             | PAYMENTS    | RECIPIENTS      | PAYMENTS |
| LINN           | 369             | \$16,430  | 57           | \$13,467  | 3                  | \$1,142  | 22                | \$193    | 123                    | \$42,746    | 68              | \$3,113  |
| LIVINGSTON     | 504             | \$20,286  | 44           | \$3,429   | 0                  | \$0      | 51                | \$606    | 110                    | \$34,274    | 48              | \$1,988  |
| MCDONALD       | 454             | \$32,493  | 67           | \$9,813   | 4                  | \$584    | 2                 | \$85     | 112                    | \$66,669    | 117             | \$9,828  |
| MACON          | 319             | \$15,740  | 67           | \$7,771   | 2                  | \$80     | 29                | \$367    | 146                    | \$69,978    | 51              | \$1,988  |
| MADISON        | 390             | \$27,191  | 74           | \$3,336   | 0                  | \$0      | 30                | \$1,106  | 163                    | \$65,576    | 62              | \$1,957  |
| MARIES         | 232             | \$23,392  | 37           | \$4,286   | 0                  | \$0      | 9                 | \$212    | 34                     | \$17,306    | 40              | \$1,359  |
| MARION         | 562             | \$28,234  | 121          | \$9,738   | 3                  | \$973    | 73                | \$1,168  | 282                    | \$165,068   | 215             | \$18,796 |
| MERCER         | 46              | \$2,164   | 18           | \$684     | 1                  | \$52     | 3                 | \$32     | 56                     | \$13,410    | 14              | \$564    |
| MILLER         | 385             | \$20,355  | 69           | \$5,217   | 0                  | \$0      | 28                | \$386    | 89                     | \$30,317    | 15              | \$324    |
| MISSISSIPPI    | 954             | \$52,903  | 178          | \$9,642   | 6                  | \$1,498  | 59                | \$1,313  | 369                    | \$177,823   | 147             | \$9,801  |
| MONITEAU       | 181             | \$7,123   | 31           | \$2,275   | 0                  | \$0      | 33                | \$407    | 51                     | \$8,053     | 8               | \$264    |
| MONROE         | 91              | \$4,594   | 31           | \$16,383  | 0                  | \$0      | 5                 | \$97     | 83                     | \$25,018    | 7               | \$739    |
| MONTGOMERY     | 139             | \$8,882   | 51           | \$4,081   | 0                  | \$0      | 7                 | \$157    | 68                     | \$20,058    | 14              | \$633    |
| MORGAN         | 375             | \$24,030  | 79           | \$10,302  | 1                  | \$46     | 25                | \$569    | 159                    | \$52,161    | 14              | \$373    |
| NEW MADRID     | 940             | \$63,056  | 197          | \$13,883  | 7                  | \$2,160  | 86                | \$1,687  | 595                    | \$227,974   | 117             | \$11,584 |
| NEWTON         | 1,206           | \$69,292  | 125          | \$8,269   | 10                 | \$3,024  | 38                | \$547    | 206                    | \$133,081   | 161             | \$13,741 |
| NODAWAY        | 333             | \$16,032  | 45           | \$2,325   | 0                  | \$0      | 17                | \$158    | 26                     | \$10,540    | 48              | \$3,773  |
| OREGON         | 256             | \$13,650  | 57           | \$3,291   | 1                  | \$542    | 10                | \$316    | 178                    | \$70,003    | 65              | \$1,296  |
| OSAGE          | 106             | \$6,034   | 28           | \$3,295   | 0                  | \$0      | 14                | \$273    | 50                     | \$13,659    | 5               | \$154    |
| OZARK          | 171             | \$11,405  | 42           | \$1,783   | 2                  | \$537    | 12                | \$138    | 103                    | \$39,376    | 58              | \$2,776  |
| PEMISCOT       | 708             | \$67,870  | 217          | \$23,231  | 2                  | \$554    | 13                | \$419    | 826                    | \$322,421   | 139             | \$11,387 |
| PERRY          | 360             | \$29,643  | 52           | \$8,911   | 4                  | \$93     | 21                | \$542    | 104                    | \$47,918    | 84              | \$3,294  |
| PETTIS         | 518             | \$37,168  | 90           | \$8,826   | 0                  | \$0      | 33                | \$529    | 236                    | \$93,853    | 27              | \$1,251  |
| PHELPS         | 1,281           | \$103,052 | 169          | \$14,603  | 2                  | \$0      | 52                | \$1,072  | 215                    | \$97,511    | 229             | \$13,286 |
| PIKE           | 397             | \$20,356  | 64           | \$34,973  | 0                  | \$570    | 41                | \$896    | 103                    | \$41,250    | 111             | \$5,935  |
| PLATTE         | 395             | \$32,367  | 45           | \$8,065   | 1                  | \$489    | 11                | \$220    | 97                     | \$38,485    | 32              | \$1,326  |
| POLK           | 850             | \$53,187  | 80           | \$12,481  | 8                  | \$1,300  | 15                | \$606    | 136                    | \$42,052    | 136             | \$12,044 |
| PULASKI        | 619             | \$72,126  | 76           | \$6,637   | 0                  | \$0      | 15                | \$1,022  | 141                    | \$65,908    | 166             | \$10,541 |
| PUTMAN         | 67              | \$7,002   | 30           | \$1,410   | 2                  | \$29     | 11                | \$207    | 42                     | \$21,567    | 27              | \$918    |
| RALLS          | 118             | \$7,541   | 16           | \$1,372   | 0                  | \$0      | 7                 | \$85     | 51                     | \$29,094    | 38              | \$3,180  |
| RANDOLPH       | 381             | \$20,446  | 108          | \$10,119  | 0                  | \$0      | 62                | \$1,065  | 254                    | \$96,871    | 13              | \$480    |
| RAY            | 225             | \$15,630  | 59           | \$4,162   | 0                  | \$0      | 7                 | \$110    | 90                     | \$24,673    | 10              | \$5,536  |
| REYNOLDS       | 328             | \$21,719  | 66           | \$5,785   | 3                  | \$1,634  | 12                | \$316    | 172                    | \$171,270   | 70              | \$2,682  |
| RIPLEY         | 831             | \$43,987  | 132          | \$9,181   | 1                  | \$545    | 38                | \$1,064  | 468                    | \$169,376   | 135             | \$5,371  |
| ST. CHARLES    | 857             | \$62,892  | 156          | \$15,053  | 5                  | \$1,248  | 62                | \$1,662  | 358                    | \$216,224   | 74              | \$3,301  |
| ST. CLAIR      | 148             | \$8,928   | 33           | \$3,092   | 0                  | \$0      | 15                | \$174    | 53                     | \$27,869    | 9               | \$283    |
| ST. FRANCOIS   | 1,209           | \$74,450  | 274          | \$24,275  | 6                  | \$2,745  | 124               | \$3,817  | 711                    | \$371,372   | 64              | \$2,522  |
| STE. GENEVIEVE | 187             | \$12,709  | 48           | \$5,608   | 0                  | \$0      | 11                | \$175    | 146                    | \$75,513    | 14              | \$595    |
| ST. LOUIS      | 5,049           | \$608,816 | 944          | \$160,080 | 20                 | \$5,044  | 731               | \$13,934 | 2,265                  | \$1,531,887 | 407             | \$34,640 |
| SALINE         | 635             | \$33,481  | 97           | \$5,142   | 2                  | \$1,080  | 47                | \$869    | 225                    | \$97,159    | 41              | \$2,304  |
| SCHUYLER       | 59              | \$2,554   | 19           | \$1,371   | 0                  | \$0      | 3                 | \$70     | 66                     | \$17,541    | 20              | \$1,410  |
| SCOTLAND       | 71              | \$3,027   | 24           | \$1,098   | 2                  | \$1,070  | 14                | \$120    | 59                     | \$24,225    | 23              | \$870    |
| SCOTT          | 2,014           | \$128,884 | 301          | \$24,376  | 10                 | \$3,156  | 85                | \$1,734  | 593                    | \$279,251   | 276             | \$16,642 |
| SHANNON        | 276             | \$14,616  | 68           | \$4,305   | 2                  | \$1,084  | 20                | \$288    | 144                    | \$66,970    | 67              | \$2,779  |
| SHELBY         | 135             | \$6,432   | 37           | \$6,650   | 0                  | \$0      | 15                | \$279    | 63                     | \$25,094    | 30              | \$953    |
| STODDARD       | 645             | \$49,658  | 212          | \$15,945  | 5                  | \$1,543  | 63                | \$2,051  | 489                    | \$223,796   | 228             | \$17,435 |
| STONE          | 536             | \$30,889  | 58           | \$3,368   | 3                  | \$516    | 14                | \$344    | 109                    | \$33,746    | 117             | \$4,668  |
| SULLIVAN       | 122             | \$10,204  | 32           | \$6,681   | 3                  | \$1,105  | 12                | \$216    | 81                     | \$21,641    | 44              | \$1,906  |
| TANEY          | 930             | \$51,550  | 64           | \$8,844   | 4                  | \$1,012  | 20                | \$301    | 141                    | \$42,989    | 167             | \$23,980 |
| TEXAS          | 612             | \$34,891  | 90           | \$21,366  | 2                  | \$1,086  | 18                | \$796    | 159                    | \$48,086    | 145             | \$6,073  |
| VERNON         | 584             | \$33,860  | 99           | \$12,620  | 1                  | \$523    | 23                | \$855    | 164                    | \$130,559   | 128             | \$5,077  |
| WARREN         | 169             | \$10,870  | 30           | \$4,287   | 0                  | \$0      | 11                | \$130    | 51                     | \$14,516    | 18              | \$1,248  |
| WASHINGTON     | 450             | \$38,277  | 135          | \$10,935  | 1                  | \$545    | 47                | \$1,166  | 291                    | \$291,659   | 21              | \$3,456  |
| WAYNE          | 415             | \$35,023  | 121          | \$17,884  | 0                  | \$0      | 19                | \$529    | 264                    | \$127,014   | 166             | \$22,099 |
| WEBSTER        | 474             | \$55,080  | 74           | \$5,213   | 2                  | \$29     | 21                | \$680    | 155                    | \$62,710    | 109             | \$11,443 |
| WORTH          | 65              | \$2,255   | 6            | \$362     | 0                  | \$0      | 1                 | \$20     | 6                      | \$2,022     | 5               | \$188    |
| WRIGHT         | 512             | \$34,652  | 165          | \$27,678  | 5                  | \$1,527  | 27                | \$1,033  | 287                    | \$90,153    | 151             | \$9,395  |
| ST. LOUIS CITY | 6,982           | \$799,253 | 1,253        | \$117,714 | 13                 | \$2,667  | 788               | \$17,547 | 3,319                  | \$2,123,949 | 348             | \$20,602 |
| INVALID COUNTY | 13              | \$1,288   | 0            | \$0       | 0                  | \$0      | 0                 | \$0      | 0                      | \$0         | 10              | \$457    |

TABLE 4. MISSOURI MEDICAID RECIPIENTS AND PAYMENTS BY TYPE OF SERVICE, OCTOBER, 2001

| COUNTY         | EPSDT SERV -- SCREEN |           | REHAB CENTER SERV. |          | INTERMEDIATE CARE FACILITY / MR |          | HOSPICE    |             | MENTAL HOSPITAL SERVICES |          | PSYCHIATRIC CARE UNDER AGE 22 |           |
|----------------|----------------------|-----------|--------------------|----------|---------------------------------|----------|------------|-------------|--------------------------|----------|-------------------------------|-----------|
|                | RECIPIENTS           | PAYMENTS  | RECIPIENTS         | PAYMENTS | RECIPIENTS                      | PAYMENTS | RECIPIENTS | PAYMENTS    | RECIPIENTS               | PAYMENTS | RECIPIENTS                    | PAYMENTS  |
| STATE TOTAL    | 9,861                | \$590,543 | 188                | \$29,666 | 5                               | \$8,266  | 518        | \$1,063,053 | 4                        | \$2,380  | 91                            | \$219,587 |
| ADAIR          | 101                  | \$6,804   | 0                  | \$0      | 0                               | \$0      | 0          | \$0         | 0                        | \$0      | 1                             | \$3,067   |
| ANDREW         | 47                   | \$2,807   | 4                  | \$64     | 0                               | \$0      | 2          | \$3,928     | 0                        | \$0      | 0                             | \$0       |
| ATCHISON       | 46                   | \$2,060   | 1                  | \$285    | 0                               | \$0      | 0          | \$0         | 0                        | \$0      | 0                             | \$0       |
| AUDRAIN        | 2                    | \$120     | 1                  | \$88     | 0                               | \$0      | 0          | \$0         | 0                        | \$0      | 1                             | \$1,753   |
| BARRY          | 208                  | \$10,305  | 0                  | \$0      | 0                               | \$0      | 6          | \$13,460    | 0                        | \$0      | 0                             | \$0       |
| BARTON         | 35                   | \$2,045   | 0                  | \$0      | 0                               | \$0      | 2          | \$6,201     | 0                        | \$0      | 0                             | \$0       |
| BATES          | 21                   | \$1,374   | 0                  | \$0      | 0                               | \$0      | 1          | \$5,266     | 0                        | \$0      | 0                             | \$0       |
| BENTON         | 50                   | \$3,075   | 3                  | \$137    | 0                               | \$0      | 2          | \$3,441     | 0                        | \$0      | 0                             | \$0       |
| BOLLINGER      | 29                   | \$1,904   | 0                  | \$0      | 0                               | \$0      | 1          | \$1,481     | 0                        | \$0      | 0                             | \$0       |
| BOONE          | 27                   | \$1,726   | 0                  | \$0      | 0                               | \$0      | 8          | \$8,677     | 0                        | \$0      | 5                             | \$31,037  |
| BUCHANAN       | 527                  | \$32,433  | 12                 | \$1,427  | 0                               | \$0      | 15         | \$32,066    | 0                        | \$0      | 0                             | \$0       |
| BUTLER         | 391                  | \$23,916  | 0                  | \$0      | 0                               | \$0      | 0          | \$0         | 0                        | \$0      | 0                             | \$0       |
| CALDWELL       | 18                   | \$1,142   | 1                  | \$95     | 0                               | \$0      | 0          | \$0         | 0                        | \$0      | 0                             | \$0       |
| CALLAWAY       | 5                    | \$300     | 1                  | \$64     | 0                               | \$0      | 0          | \$0         | 1                        | \$2,191  | 0                             | \$0       |
| CAMDEN         | 9                    | \$660     | 0                  | \$0      | 0                               | \$0      | 1          | \$2,018     | 0                        | \$0      | 3                             | \$6,272   |
| CAPE GIRARDEAU | 109                  | \$6,840   | 6                  | \$1,456  | 0                               | \$0      | 8          | \$11,197    | 0                        | \$0      | 0                             | \$0       |
| CARROLL        | 78                   | \$5,142   | 0                  | \$0      | 0                               | \$0      | 1          | \$426       | 0                        | \$0      | 1                             | \$2,980   |
| CARTER         | 66                   | \$3,900   | 0                  | \$0      | 0                               | \$0      | 0          | \$0         | 0                        | \$0      | 1                             | \$3,067   |
| CASS           | 7                    | \$420     | 4                  | \$669    | 0                               | \$0      | 11         | \$21,886    | 0                        | \$0      | 0                             | \$0       |
| CEDAR          | 42                   | \$2,654   | 0                  | \$0      | 0                               | \$0      | 1          | \$326       | 0                        | \$0      | 1                             | \$84      |
| CHARITON       | 1                    | \$60      | 0                  | \$0      | 0                               | \$0      | 0          | \$0         | 0                        | \$0      | 0                             | \$0       |
| CHRISTIAN      | 279                  | \$14,552  | 5                  | \$888    | 0                               | \$0      | 3          | \$4,002     | 0                        | \$0      | 0                             | \$0       |
| CLARK          | 53                   | \$3,291   | 0                  | \$0      | 0                               | \$0      | 0          | \$0         | 0                        | \$0      | 1                             | \$14      |
| CLAY           | 16                   | \$1,146   | 0                  | \$0      | 0                               | \$0      | 15         | \$26,486    | 0                        | \$0      | 0                             | \$0       |
| CLINTON        | 47                   | \$2,999   | 1                  | \$25     | 0                               | \$0      | 2          | \$3,874     | 0                        | \$0      | 1                             | \$47      |
| COLE           | 14                   | \$840     | 0                  | \$0      | 0                               | \$0      | 5          | \$16,265    | 0                        | \$0      | 0                             | \$0       |
| COOPER         | 2                    | \$120     | 4                  | \$249    | 0                               | \$0      | 0          | \$0         | 0                        | \$0      | 0                             | \$0       |
| CRAWFORD       | 110                  | \$7,180   | 0                  | \$0      | 0                               | \$0      | 2          | \$3,755     | 0                        | \$0      | 0                             | \$0       |
| DADE           | 43                   | \$1,994   | 1                  | \$96     | 0                               | \$0      | 0          | \$0         | 0                        | \$0      | 0                             | \$0       |
| DALLAS         | 70                   | \$3,261   | 0                  | \$0      | 0                               | \$0      | 2          | \$1,939     | 0                        | \$0      | 0                             | \$0       |
| DAVISS         | 64                   | \$1,430   | 0                  | \$0      | 0                               | \$0      | 0          | \$0         | 0                        | \$0      | 0                             | \$0       |
| DEKALB         | 23                   | \$1,531   | 2                  | \$642    | 0                               | \$0      | 1          | \$2,058     | 0                        | \$0      | 0                             | \$0       |
| DENT           | 91                   | \$5,460   | 0                  | \$0      | 0                               | \$0      | 0          | \$0         | 0                        | \$0      | 0                             | \$0       |
| DOUGLAS        | 54                   | \$3,265   | 1                  | \$71     | 0                               | \$0      | 3          | \$1,320     | 0                        | \$0      | 0                             | \$0       |
| DUNKLIN        | 308                  | \$21,330  | 0                  | \$0      | 0                               | \$0      | 2          | \$1,921     | 0                        | \$0      | 0                             | \$0       |
| FRANKLIN       | 12                   | \$720     | 0                  | \$0      | 0                               | \$0      | 5          | \$5,661     | 0                        | \$0      | 1                             | \$13,117  |
| GASCONADE      | 1                    | \$60      | 0                  | \$0      | 0                               | \$0      | 0          | \$0         | 0                        | \$0      | 0                             | \$0       |
| GENTRY         | 33                   | \$2,066   | 4                  | \$612    | 0                               | \$0      | 2          | \$2,902     | 0                        | \$0      | 0                             | \$0       |
| GREENE         | 1,291                | \$67,127  | 12                 | \$2,150  | 0                               | \$0      | 33         | \$59,352    | 0                        | \$0      | 0                             | \$0       |
| GRUNDY         | 31                   | \$1,680   | 0                  | \$0      | 0                               | \$0      | 1          | \$171       | 0                        | \$0      | 0                             | \$0       |
| HARRISON       | 19                   | \$1,200   | 0                  | \$0      | 0                               | \$0      | 2          | \$5,444     | 0                        | \$0      | 0                             | \$0       |
| HENRY          | 7                    | \$500     | 0                  | \$0      | 0                               | \$0      | 2          | \$4,513     | 0                        | \$0      | 0                             | \$0       |
| HICKORY        | 25                   | \$1,662   | 0                  | \$0      | 0                               | \$0      | 2          | \$4,257     | 0                        | \$0      | 0                             | \$0       |
| HOLT           | 26                   | \$1,794   | 2                  | \$241    | 0                               | \$0      | 2          | \$2,816     | 0                        | \$0      | 0                             | \$0       |
| HOWARD         | 0                    | \$0       | 0                  | \$0      | 0                               | \$0      | 0          | \$0         | 0                        | \$0      | 1                             | \$683     |
| HOWELL         | 219                  | \$13,470  | 12                 | \$2,238  | 0                               | \$0      | 6          | \$9,500     | 0                        | \$0      | 0                             | \$0       |
| IRON           | 135                  | \$8,340   | 1                  | \$14     | 0                               | \$0      | 3          | \$8,923     | 0                        | \$0      | 0                             | \$0       |
| JACKSON        | 114                  | \$8,052   | 13                 | \$1,960  | 0                               | \$0      | 87         | \$176,835   | 3                        | \$235    | 36                            | \$22,248  |
| JASPER         | 825                  | \$50,441  | 0                  | \$0      | 0                               | \$0      | 15         | \$49,238    | 0                        | \$0      | 0                             | \$0       |
| JEFFERSON      | 26                   | \$1,785   | 3                  | \$698    | 0                               | \$0      | 27         | \$45,021    | 0                        | \$0      | 1                             | \$16,545  |
| JOHNSON        | 2                    | \$126     | 1                  | \$87     | 0                               | \$0      | 0          | \$0         | 0                        | \$0      | 2                             | \$217     |
| KNOX           | 6                    | \$426     | 3                  | \$151    | 0                               | \$0      | 0          | \$0         | 0                        | \$0      | 0                             | \$0       |
| LACLEDE        | 23                   | \$1,953   | 0                  | \$0      | 0                               | \$0      | 8          | \$15,569    | 0                        | \$0      | 0                             | \$0       |
| LAFAYETTE      | 2                    | \$120     | 2                  | \$102    | 0                               | \$0      | 1          | \$2,349     | 0                        | \$0      | 1                             | \$21      |
| LAWRENCE       | 252                  | \$13,078  | 4                  | \$335    | 0                               | \$0      | 2          | \$3,574     | 0                        | \$0      | 0                             | \$0       |
| LEWIS          | 41                   | \$2,454   | 0                  | \$0      | 0                               | \$0      | 0          | \$0         | 0                        | \$0      | 0                             | \$0       |
| LINCOLN        | 1                    | \$60      | 2                  | \$455    | 0                               | \$0      | 10         | \$17,749    | 0                        | \$0      | 0                             | \$0       |

TABLE 4. MISSOURI MEDICAID RECIPIENTS AND PAYMENTS BY TYPE OF SERVICE, OCTOBER, 2001

| COUNTY         | EPSDT SERV -- SCREEN |          | REHAB CENTER SERV. |          | INTERMEDIATE CARE FACILITY / MR |          | HOSPICE    |           | MENTAL HOSPITAL SERVICES |          | PSYCHIATRIC CARE UNDER AGE 22 |          |
|----------------|----------------------|----------|--------------------|----------|---------------------------------|----------|------------|-----------|--------------------------|----------|-------------------------------|----------|
|                | RECIPIENTS           | PAYMENTS | RECIPIENTS         | PAYMENTS | RECIPIENTS                      | PAYMENTS | RECIPIENTS | PAYMENTS  | RECIPIENTS               | PAYMENTS | RECIPIENTS                    | PAYMENTS |
| LINN           | 74                   | \$4,123  | 0                  | \$0      | 0                               | \$0      | 3          | \$10,311  | 0                        | \$0      | 0                             | \$0      |
| LIVINGSTON     | 27                   | \$1,648  | 0                  | \$0      | 0                               | \$0      | 1          | \$2,259   | 0                        | \$0      | 0                             | \$0      |
| MCDONALD       | 115                  | \$6,855  | 1                  | \$49     | 0                               | \$0      | 2          | \$6,451   | 0                        | \$0      | 0                             | \$0      |
| MACON          | 45                   | \$2,826  | 0                  | \$0      | 0                               | \$0      | 0          | \$0       | 0                        | \$0      | 1                             | \$2,820  |
| MADISON        | 87                   | \$5,400  | 1                  | \$27     | 0                               | \$0      | 3          | \$2,706   | 0                        | \$0      | 0                             | \$0      |
| MARIES         | 44                   | \$2,700  | 0                  | \$0      | 0                               | \$0      | 1          | \$5,454   | 0                        | \$0      | 0                             | \$0      |
| MARION         | 185                  | \$11,258 | 0                  | \$0      | 0                               | \$0      | 3          | \$9,566   | 0                        | \$0      | 1                             | \$611    |
| MERCER         | 4                    | \$300    | 0                  | \$0      | 0                               | \$0      | 0          | \$0       | 0                        | \$0      | 0                             | \$0      |
| MILLER         | 6                    | \$360    | 0                  | \$0      | 0                               | \$0      | 0          | \$0       | 0                        | \$0      | 0                             | \$0      |
| MISSISSIPPI    | 127                  | \$7,886  | 0                  | \$0      | 0                               | \$0      | 0          | \$0       | 0                        | \$0      | 0                             | \$0      |
| MONITEAU       | 2                    | \$120    | 0                  | \$0      | 0                               | \$0      | 2          | \$2,512   | 0                        | \$0      | 0                             | \$0      |
| MONROE         | 2                    | \$110    | 0                  | \$0      | 0                               | \$0      | 0          | \$0       | 0                        | \$0      | 0                             | \$0      |
| MONTGOMERY     | 3                    | \$120    | 0                  | \$0      | 0                               | \$0      | 3          | \$8,855   | 0                        | \$0      | 0                             | \$0      |
| MORGAN         | 6                    | \$360    | 1                  | \$128    | 0                               | \$0      | 1          | \$793     | 0                        | \$0      | 0                             | \$0      |
| NEW MADRID     | 122                  | \$7,970  | 4                  | \$378    | 0                               | \$0      | 0          | \$0       | 0                        | \$0      | 0                             | \$0      |
| NEWTON         | 277                  | \$16,616 | 1                  | \$77     | 0                               | \$0      | 13         | \$21,680  | 0                        | \$0      | 0                             | \$0      |
| NODAWAY        | 50                   | \$3,046  | 0                  | \$0      | 0                               | \$0      | 0          | \$0       | 0                        | \$0      | 0                             | \$0      |
| OREGON         | 42                   | \$2,420  | 0                  | \$0      | 0                               | \$0      | 0          | \$0       | 0                        | \$0      | 0                             | \$0      |
| OSAGE          | 1                    | \$60     | 0                  | \$0      | 0                               | \$0      | 0          | \$0       | 0                        | \$0      | 0                             | \$0      |
| OZARK          | 25                   | \$1,720  | 0                  | \$0      | 0                               | \$0      | 1          | \$4,076   | 0                        | \$0      | 0                             | \$0      |
| PEMISCOT       | 129                  | \$7,790  | 0                  | \$0      | 0                               | \$0      | 0          | \$0       | 0                        | \$0      | 0                             | \$0      |
| PERRY          | 25                   | \$1,409  | 0                  | \$0      | 0                               | \$0      | 1          | \$1,505   | 0                        | \$0      | 0                             | \$0      |
| PETTIS         | 5                    | \$300    | 0                  | \$0      | 0                               | \$0      | 2          | \$2,218   | 0                        | \$0      | 0                             | \$0      |
| PHELPS         | 347                  | \$23,388 | 0                  | \$0      | 0                               | \$0      | 1          | \$321     | 0                        | \$0      | 3                             | \$25,348 |
| PIKE           | 55                   | \$3,353  | 0                  | \$0      | 0                               | \$0      | 1          | \$2,915   | 0                        | \$0      | 0                             | \$0      |
| PLATTE         | 4                    | \$191    | 0                  | \$0      | 0                               | \$0      | 8          | \$12,366  | 0                        | \$0      | 0                             | \$0      |
| POLK           | 154                  | \$7,575  | 1                  | \$78     | 0                               | \$0      | 0          | \$100-    | 0                        | \$0      | 0                             | \$0      |
| PULASKI        | 126                  | \$10,835 | 6                  | \$668    | 0                               | \$0      | 1          | \$134     | 0                        | \$0      | 0                             | \$0      |
| PUTMAN         | 13                   | \$796    | 0                  | \$0      | 0                               | \$0      | 0          | \$0       | 0                        | \$0      | 0                             | \$0      |
| RALLS          | 32                   | \$1,905  | 0                  | \$0      | 0                               | \$0      | 0          | \$0       | 0                        | \$0      | 0                             | \$0      |
| RANDOLPH       | 7                    | \$420    | 3                  | \$53     | 0                               | \$0      | 0          | \$0       | 0                        | \$0      | 4                             | \$11,670 |
| RAY            | 3                    | \$180    | 0                  | \$0      | 0                               | \$0      | 0          | \$0       | 0                        | \$0      | 0                             | \$0      |
| REYNOLDS       | 39                   | \$2,458  | 0                  | \$0      | 0                               | \$0      | 0          | \$0       | 0                        | \$0      | 1                             | \$14,402 |
| RIPLEY         | 83                   | \$5,300  | 0                  | \$0      | 0                               | \$0      | 0          | \$0       | 0                        | \$0      | 0                             | \$0      |
| ST. CHARLES    | 7                    | \$438    | 0                  | \$0      | 1                               | \$206-   | 15         | \$31,734  | 0                        | \$0      | 0                             | \$0      |
| ST. CLAIR      | 3                    | \$200    | 0                  | \$0      | 0                               | \$0      | 0          | \$0       | 0                        | \$0      | 0                             | \$0      |
| ST. FRANCOIS   | 13                   | \$720    | 2                  | \$248    | 0                               | \$0      | 12         | \$16,307  | 0                        | \$0      | 0                             | \$0      |
| STE. GENEVIEVE | 0                    | \$0      | 0                  | \$0      | 0                               | \$0      | 0          | \$0       | 0                        | \$0      | 0                             | \$0      |
| ST. LOUIS      | 53                   | \$3,740  | 19                 | \$2,981  | 0                               | \$0      | 64         | \$140,413 | 0                        | \$0      | 9                             | \$34,050 |
| SALINE         | 11                   | \$675    | 3                  | \$269    | 0                               | \$0      | 0          | \$0       | 0                        | \$0      | 0                             | \$0      |
| SCHUYLER       | 14                   | \$887    | 0                  | \$0      | 0                               | \$0      | 0          | \$0       | 0                        | \$0      | 0                             | \$0      |
| SCOTLAND       | 26                   | \$1,492  | 0                  | \$0      | 0                               | \$0      | 0          | \$0       | 0                        | \$0      | 0                             | \$0      |
| SCOTT          | 234                  | \$14,430 | 1                  | \$57     | 0                               | \$0      | 5          | \$7,402   | 0                        | \$0      | 1                             | \$1,152  |
| SHANNON        | 32                   | \$2,040  | 0                  | \$0      | 0                               | \$0      | 0          | \$0       | 0                        | \$0      | 0                             | \$0      |
| SHELBY         | 19                   | \$1,133  | 0                  | \$0      | 0                               | \$0      | 0          | \$0       | 0                        | \$0      | 0                             | \$0      |
| STODDARD       | 183                  | \$13,019 | 0                  | \$0      | 0                               | \$0      | 0          | \$0       | 0                        | \$0      | 0                             | \$0      |
| STONE          | 118                  | \$6,587  | 0                  | \$0      | 0                               | \$0      | 7          | \$38,452  | 0                        | \$0      | 0                             | \$0      |
| SULLIVAN       | 15                   | \$926    | 0                  | \$0      | 0                               | \$0      | 0          | \$0       | 0                        | \$0      | 0                             | \$0      |
| TANEY          | 163                  | \$7,493  | 0                  | \$0      | 0                               | \$0      | 17         | \$60,730  | 0                        | \$0      | 0                             | \$0      |
| TEXAS          | 69                   | \$4,850  | 5                  | \$871    | 0                               | \$0      | 0          | \$0       | 0                        | \$0      | 0                             | \$0      |
| VERNON         | 66                   | \$3,843  | 0                  | \$0      | 3                               | \$1,233  | 0          | \$0       | 0                        | \$0      | 0                             | \$0      |
| WARREN         | 7                    | \$420    | 0                  | \$0      | 0                               | \$0      | 3          | \$7,181   | 0                        | \$0      | 0                             | \$0      |
| WASHINGTON     | 13                   | \$780    | 0                  | \$0      | 0                               | \$0      | 4          | \$14,113  | 0                        | \$0      | 0                             | \$1,152- |
| WAYNE          | 152                  | \$9,968  | 0                  | \$0      | 0                               | \$0      | 0          | \$0       | 0                        | \$0      | 0                             | \$0      |
| WEBSTER        | 172                  | \$8,645  | 0                  | \$0      | 0                               | \$0      | 2          | \$8,772   | 0                        | \$0      | 0                             | \$0      |
| WORTH          | 10                   | \$720    | 0                  | \$0      | 0                               | \$0      | 0          | \$0       | 0                        | \$0      | 0                             | \$0      |
| WRIGHT         | 81                   | \$5,294  | 4                  | \$443    | 0                               | \$0      | 6          | \$11,336  | 0                        | \$0      | 0                             | \$0      |
| ST. LOUIS CITY | 47                   | \$5,045  | 30                 | \$8,022  | 1                               | \$7,238  | 34         | \$46,692  | 0                        | \$46-    | 13                            | \$26,719 |
| INVALID COUNTY | 3                    | \$180    | 0                  | \$0      | 0                               | \$0      | 0          | \$0       | 0                        | \$0      | 1                             | \$2,803  |



TABLE 4. MISSOURI MEDICAID RECIPIENTS AND PAYMENTS BY TYPE OF SERVICE, OCTOBER, 2001

| COUNTY         | HOME HEALTH SERVICES |           | PHYSICAL DISABLED WAIVER |           | ADULT DAY HEALTH SERVICES |           | PRIVATE HOME ICF / MR |           | DIABETES SELF-MGMT TRAINING |          | MR / DD WAIVER |              |
|----------------|----------------------|-----------|--------------------------|-----------|---------------------------|-----------|-----------------------|-----------|-----------------------------|----------|----------------|--------------|
|                | RECIPIENTS           | PAYMENTS  | RECIPIENTS               | PAYMENTS  | RECIPIENTS                | PAYMENTS  | RECIPIENTS            | PAYMENTS  | RECIPIENTS                  | PAYMENTS | RECIPIENTS     | PAYMENTS     |
| STATE TOTAL    | 780                  | \$375,772 | 19                       | \$172,563 | 714                       | \$577,018 | 76                    | \$384,811 | 9                           | \$350    | 6,839          | \$19,527,907 |
| ADAIR          | 0                    | \$0       | 0                        | \$0       | 0                         | \$0       | 0                     | \$0       | 0                           | \$0      | 127            | \$367,756    |
| ANDREW         | 3                    | \$618     | 0                        | \$0       | 1                         | \$1,136   | 0                     | \$0       | 0                           | \$0      | 12             | \$27,843     |
| ATCHISON       | 0                    | \$0       | 0                        | \$0       | 0                         | \$0       | 0                     | \$0       | 0                           | \$0      | 11             | \$25,460     |
| AUDRAIN        | 1                    | \$332     | 0                        | \$0       | 0                         | \$0       | 0                     | \$0       | 0                           | \$0      | 49             | \$121,596    |
| BARRY          | 7                    | \$3,961   | 0                        | \$0       | 0                         | \$0       | 0                     | \$0       | 0                           | \$0      | 38             | \$107,069    |
| BARTON         | 2                    | \$1,003   | 0                        | \$0       | 2                         | \$742     | 0                     | \$0       | 0                           | \$0      | 26             | \$53,146     |
| BATES          | 3                    | \$2,032   | 0                        | \$0       | 0                         | \$0       | 0                     | \$0       | 0                           | \$0      | 15             | \$32,008     |
| BENTON         | 5                    | \$992     | 1                        | \$51      | 0                         | \$0       | 0                     | \$0       | 0                           | \$0      | 37             | \$34,903     |
| BOLLINGER      | 1                    | \$2,508   | 0                        | \$0       | 0                         | \$0       | 0                     | \$0       | 0                           | \$0      | 28             | \$25,013     |
| BOONE          | 7                    | \$2,569   | 0                        | \$0       | 8                         | \$5,860   | 0                     | \$0       | 0                           | \$0      | 260            | \$828,562    |
| BUCHANAN       | 14                   | \$9,543   | 0                        | \$0       | 0                         | \$0       | 0                     | \$0       | 0                           | \$0      | 145            | \$527,104    |
| BUTLER         | 14                   | \$5,853   | 0                        | \$0       | 0                         | \$0       | 0                     | \$0       | 0                           | \$0      | 115            | \$302,806    |
| CALDWELL       | 2                    | \$299     | 0                        | \$0       | 0                         | \$0       | 0                     | \$0       | 0                           | \$0      | 3              | \$7,457      |
| CALLAWAY       | 1                    | \$520     | 0                        | \$0       | 0                         | \$0       | 0                     | \$0       | 0                           | \$0      | 46             | \$119,814    |
| CAMDEN         | 3                    | \$843     | 0                        | \$0       | 0                         | \$0       | 0                     | \$0       | 0                           | \$0      | 39             | \$134,817    |
| CAPE GIRARDEAU | 7                    | \$2,323   | 0                        | \$0       | 1                         | \$810     | 0                     | \$0       | 2                           | \$60     | 106            | \$221,449    |
| CARROLL        | 2                    | \$481     | 0                        | \$0       | 0                         | \$0       | 0                     | \$0       | 0                           | \$0      | 26             | \$56,075     |
| CARTER         | 3                    | \$1,027   | 0                        | \$0       | 0                         | \$0       | 0                     | \$0       | 0                           | \$0      | 10             | \$19,225     |
| CASS           | 2                    | \$718     | 0                        | \$0       | 0                         | \$0       | 0                     | \$0       | 0                           | \$0      | 94             | \$280,801    |
| CEDAR          | 5                    | \$5,967   | 0                        | \$0       | 0                         | \$0       | 0                     | \$0       | 0                           | \$0      | 35             | \$118,965    |
| CHARITON       | 1                    | \$889     | 0                        | \$0       | 0                         | \$0       | 0                     | \$0       | 0                           | \$0      | 15             | \$12,803     |
| CHRISTIAN      | 3                    | \$4,979   | 0                        | \$0       | 6                         | \$7,689   | 0                     | \$0       | 1                           | \$40     | 41             | \$73,435     |
| CLARK          | 0                    | \$0       | 0                        | \$0       | 0                         | \$0       | 0                     | \$0       | 0                           | \$0      | 3              | \$4,159      |
| CLAY           | 11                   | \$5,545   | 0                        | \$0       | 9                         | \$5,998   | 0                     | \$0       | 0                           | \$0      | 163            | \$522,347    |
| CLINTON        | 3                    | \$1,028   | 0                        | \$0       | 0                         | \$0       | 0                     | \$0       | 0                           | \$0      | 18             | \$24,594     |
| COLE           | 4                    | \$2,413   | 0                        | \$0       | 1                         | \$831     | 0                     | \$0       | 0                           | \$0      | 110            | \$217,466    |
| COOPER         | 2                    | \$2,344   | 0                        | \$0       | 0                         | \$0       | 0                     | \$0       | 0                           | \$0      | 41             | \$102,255    |
| CRAWFORD       | 2                    | \$781     | 0                        | \$0       | 2                         | \$578     | 0                     | \$0       | 0                           | \$0      | 11             | \$19,306     |
| DADE           | 1                    | \$110     | 0                        | \$0       | 0                         | \$0       | 0                     | \$0       | 0                           | \$0      | 4              | \$6,910      |
| DALLAS         | 2                    | \$2,099   | 0                        | \$0       | 2                         | \$1,108   | 0                     | \$0       | 0                           | \$0      | 17             | \$28,011     |
| DAVISS         | 1                    | \$179     | 0                        | \$0       | 0                         | \$0       | 0                     | \$0       | 0                           | \$0      | 3              | \$2,055      |
| DEKALB         | 4                    | \$1,621   | 0                        | \$0       | 0                         | \$0       | 7                     | \$32,712  | 0                           | \$0      | 4              | \$1,157      |
| DENT           | 6                    | \$5,998   | 0                        | \$0       | 20                        | \$11,133  | 0                     | \$0       | 0                           | \$0      | 29             | \$39,982     |
| DOUGLAS        | 5                    | \$736     | 0                        | \$0       | 1                         | \$864     | 0                     | \$0       | 0                           | \$0      | 9              | \$26,416     |
| DUNKLIN        | 15                   | \$7,084   | 0                        | \$0       | 0                         | \$0       | 0                     | \$0       | 0                           | \$0      | 57             | \$72,761     |
| FRANKLIN       | 8                    | \$4,751   | 0                        | \$0       | 4                         | \$3,718   | 0                     | \$0       | 0                           | \$0      | 87             | \$208,002    |
| GASCONADE      | 0                    | \$0       | 0                        | \$0       | 0                         | \$0       | 0                     | \$0       | 0                           | \$0      | 15             | \$19,332     |
| GENTRY         | 1                    | \$59      | 0                        | \$0       | 0                         | \$0       | 9                     | \$25,584  | 0                           | \$0      | 36             | \$80,213     |
| GREENE         | 28                   | \$9,120   | 1                        | \$3,012   | 85                        | \$75,380  | 0                     | \$0       | 1                           | \$50     | 330            | \$758,903    |
| GRUNDY         | 4                    | \$399     | 0                        | \$0       | 0                         | \$0       | 0                     | \$0       | 0                           | \$0      | 16             | \$29,248     |
| HARRISON       | 3                    | \$3,364   | 0                        | \$0       | 0                         | \$0       | 0                     | \$0       | 0                           | \$0      | 35             | \$86,780     |
| HENRY          | 8                    | \$4,716   | 0                        | \$0       | 0                         | \$0       | 0                     | \$0       | 0                           | \$0      | 35             | \$105,030    |
| HICKORY        | 3                    | \$871     | 0                        | \$0       | 0                         | \$0       | 0                     | \$0       | 0                           | \$0      | 10             | \$22,272     |
| HOLT           | 0                    | \$0       | 0                        | \$0       | 0                         | \$0       | 0                     | \$0       | 0                           | \$0      | 0              | \$0          |
| HOWARD         | 0                    | \$0       | 0                        | \$0       | 0                         | \$0       | 0                     | \$0       | 0                           | \$0      | 47             | \$101,726    |
| HOWELL         | 7                    | \$3,354   | 0                        | \$0       | 4                         | \$7,665   | 0                     | \$0       | 0                           | \$0      | 45             | \$87,286     |
| IRON           | 0                    | \$0       | 0                        | \$0       | 0                         | \$0       | 0                     | \$0       | 0                           | \$0      | 34             | \$40,681     |
| JACKSON        | 97                   | \$59,740  | 4                        | \$18,500  | 86                        | \$84,103  | 0                     | \$0       | 0                           | \$0      | 904            | \$2,548,205  |
| JASPER         | 23                   | \$7,250   | 0                        | \$0       | 1                         | \$349     | 0                     | \$0       | 0                           | \$0      | 222            | \$655,738    |
| JEFFERSON      | 34                   | \$20,338  | 2                        | \$23,358  | 10                        | \$7,123   | 8                     | \$53,525  | 0                           | \$0      | 150            | \$577,449    |
| JOHNSON        | 1                    | \$55      | 0                        | \$0       | 0                         | \$0       | 0                     | \$0       | 0                           | \$0      | 28             | \$142,973    |
| KNOX           | 0                    | \$0       | 0                        | \$0       | 0                         | \$0       | 0                     | \$0       | 0                           | \$0      | 1              | \$2,357      |
| LACLEDE        | 4                    | \$989     | 0                        | \$0       | 1                         | \$469     | 0                     | \$0       | 0                           | \$0      | 32             | \$77,990     |
| LAFAYETTE      | 5                    | \$961     | 0                        | \$0       | 1                         | \$693     | 0                     | \$0       | 0                           | \$0      | 82             | \$281,017    |
| LAWRENCE       | 8                    | \$2,708   | 0                        | \$0       | 2                         | \$323     | 0                     | \$0       | 0                           | \$0      | 42             | \$80,916     |
| LEWIS          | 0                    | \$0       | 0                        | \$0       | 0                         | \$0       | 0                     | \$0       | 0                           | \$0      | 7              | \$8,451      |
| LINCOLN        | 6                    | \$3,643   | 0                        | \$0       | 1                         | \$834     | 0                     | \$0       | 0                           | \$0      | 37             | \$125,678    |

TABLE 4. MISSOURI MEDICAID RECIPIENTS AND PAYMENTS BY TYPE OF SERVICE, OCTOBER, 2001

| COUNTY         | HOME HEALTH SERVICES |          | PHYSICAL DISABLED WAIVER |          | ADULT DAY HEALTH SERVICES |           | PRIVATE HOME ICF / MR |           | DIABETES SELF-MGMT TRAINING |          | MR / DD WAIVER |             |
|----------------|----------------------|----------|--------------------------|----------|---------------------------|-----------|-----------------------|-----------|-----------------------------|----------|----------------|-------------|
|                | RECIPIENTS           | PAYMENTS | RECIPIENTS               | PAYMENTS | RECIPIENTS                | PAYMENTS  | RECIPIENTS            | PAYMENTS  | RECIPIENTS                  | PAYMENTS | RECIPIENTS     | PAYMENTS    |
| LINN           | 2                    | \$1,056  | 0                        | \$0      | 0                         | \$0       | 0                     | \$0       | 0                           | \$0      | 13             | \$22,484    |
| LIVINGSTON     | 1                    | \$53     | 0                        | \$0      | 0                         | \$0       | 0                     | \$0       | 0                           | \$0      | 25             | \$46,823    |
| MCDONALD       | 3                    | \$1,954  | 0                        | \$0      | 1                         | \$1,136   | 0                     | \$0       | 0                           | \$0      | 21             | \$54,467    |
| MACON          | 0                    | \$0      | 0                        | \$0      | 0                         | \$0       | 0                     | \$0       | 0                           | \$0      | 25             | \$54,888    |
| MADISON        | 1                    | \$1,853  | 1                        | \$13,025 | 4                         | \$1,891   | 0                     | \$0       | 1                           | \$40     | 25             | \$37,774    |
| MARIES         | 5                    | \$1,092  | 0                        | \$0      | 0                         | \$0       | 0                     | \$0       | 0                           | \$0      | 4              | \$8,808     |
| MARION         | 2                    | \$519    | 0                        | \$0      | 0                         | \$0       | 0                     | \$0       | 0                           | \$0      | 127            | \$286,748   |
| MERCER         | 1                    | \$514    | 0                        | \$0      | 0                         | \$0       | 0                     | \$0       | 0                           | \$0      | 3              | \$7,013     |
| MILLER         | 1                    | \$54     | 0                        | \$0      | 1                         | \$809     | 0                     | \$0       | 0                           | \$0      | 18             | \$33,384    |
| MISSISSIPPI    | 7                    | \$2,134  | 0                        | \$0      | 2                         | \$1,247   | 0                     | \$0       | 0                           | \$0      | 2              | \$8,234     |
| MONITEAU       | 0                    | \$83     | 0                        | \$0      | 0                         | \$0       | 0                     | \$0       | 0                           | \$0      | 6              | \$13,835    |
| MONROE         | 0                    | \$0      | 0                        | \$0      | 0                         | \$0       | 0                     | \$0       | 0                           | \$0      | 37             | \$92,789    |
| MONTGOMERY     | 0                    | \$0      | 0                        | \$0      | 0                         | \$0       | 0                     | \$0       | 0                           | \$0      | 10             | \$28,935    |
| MORGAN         | 1                    | \$471    | 0                        | \$0      | 0                         | \$0       | 0                     | \$0       | 0                           | \$0      | 31             | \$58,022    |
| NEW MADRID     | 10                   | \$4,611  | 0                        | \$0      | 2                         | \$1,432   | 0                     | \$0       | 0                           | \$0      | 7              | \$12,024    |
| NEWTON         | 3                    | \$2,265  | 0                        | \$0      | 5                         | \$4,271   | 0                     | \$0       | 0                           | \$0      | 61             | \$161,150   |
| NODAWAY        | 1                    | \$174    | 0                        | \$0      | 0                         | \$0       | 0                     | \$0       | 0                           | \$0      | 49             | \$136,123   |
| OREGON         | 6                    | \$5,379  | 0                        | \$0      | 0                         | \$0       | 0                     | \$0       | 0                           | \$0      | 19             | \$59,454    |
| OSAGE          | 1                    | \$234    | 0                        | \$0      | 1                         | \$855     | 0                     | \$0       | 0                           | \$0      | 15             | \$13,519    |
| OZARK          | 2                    | \$118    | 0                        | \$0      | 0                         | \$0       | 0                     | \$0       | 0                           | \$0      | 3              | \$11,015    |
| PENNSCOT       | 8                    | \$5,886  | 0                        | \$0      | 0                         | \$0       | 0                     | \$0       | 0                           | \$0      | 4              | \$11,966    |
| PERRY          | 0                    | \$0      | 0                        | \$0      | 0                         | \$0       | 0                     | \$0       | 0                           | \$0      | 51             | \$74,664    |
| PETTIS         | 1                    | \$945    | 1                        | \$9,641  | 0                         | \$0       | 0                     | \$0       | 0                           | \$0      | 119            | \$259,407   |
| PHELPS         | 15                   | \$1,614  | 0                        | \$0      | 21                        | \$14,241  | 0                     | \$0       | 0                           | \$0      | 86             | \$149,236   |
| PIKE           | 1                    | \$419    | 0                        | \$0      | 0                         | \$0       | 0                     | \$0       | 0                           | \$0      | 51             | \$211,537   |
| PLATTE         | 5                    | \$5,399  | 0                        | \$0      | 2                         | \$1,879   | 0                     | \$0       | 0                           | \$0      | 67             | \$189,815   |
| POLK           | 3                    | \$718    | 0                        | \$0      | 2                         | \$3,370   | 0                     | \$0       | 1                           | \$60     | 64             | \$187,091   |
| PULASKI        | 7                    | \$3,459  | 0                        | \$0      | 5                         | \$2,241   | 0                     | \$0       | 0                           | \$0      | 24             | \$45,753    |
| PUTMAN         | 0                    | \$0      | 0                        | \$0      | 0                         | \$0       | 0                     | \$0       | 0                           | \$0      | 6              | \$7,260     |
| RALLS          | 0                    | \$0      | 0                        | \$0      | 0                         | \$0       | 0                     | \$0       | 0                           | \$0      | 16             | \$50,090    |
| RANDOLPH       | 2                    | \$1,796  | 0                        | \$0      | 0                         | \$0       | 0                     | \$0       | 0                           | \$0      | 21             | \$81,060    |
| RAY            | 2                    | \$1,067  | 0                        | \$0      | 0                         | \$0       | 0                     | \$0       | 0                           | \$0      | 36             | \$81,729    |
| REYNOLDS       | 0                    | \$0      | 0                        | \$0      | 0                         | \$0       | 0                     | \$0       | 0                           | \$0      | 14             | \$23,323    |
| RIPLEY         | 8                    | \$3,524  | 0                        | \$0      | 0                         | \$0       | 0                     | \$0       | 0                           | \$0      | 26             | \$52,727    |
| ST. CHARLES    | 7                    | \$4,072  | 1                        | \$6,186  | 24                        | \$16,901  | 0                     | \$0       | 0                           | \$0      | 289            | \$1,196,132 |
| ST. CLAIR      | 0                    | \$0      | 0                        | \$0      | 0                         | \$0       | 0                     | \$0       | 0                           | \$0      | 5              | \$7,551     |
| ST. FRANCOIS   | 20                   | \$10,419 | 0                        | \$0      | 26                        | \$20,318  | 0                     | \$0       | 0                           | \$0      | 53             | \$62,888    |
| STE. GENEVIEVE | 2                    | \$2,018  | 0                        | \$0      | 4                         | \$2,910   | 0                     | \$0       | 0                           | \$0      | 25             | \$71,498    |
| ST. LOUIS      | 90                   | \$37,094 | 4                        | \$85,199 | 169                       | \$142,979 | 16                    | \$62,084  | 0                           | \$0      | 730            | \$2,944,926 |
| SALINE         | 2                    | \$1,296  | 0                        | \$0      | 0                         | \$0       | 0                     | \$0       | 0                           | \$0      | 105            | \$324,645   |
| SCHUYLER       | 1                    | \$359    | 0                        | \$0      | 0                         | \$0       | 0                     | \$0       | 0                           | \$0      | 4              | \$3,501     |
| SCOTLAND       | 1                    | \$240    | 0                        | \$0      | 0                         | \$0       | 0                     | \$0       | 0                           | \$0      | 3              | \$3,888     |
| SCOTT          | 11                   | \$4,590  | 1                        | \$4,922  | 17                        | \$12,099  | 0                     | \$0       | 2                           | \$60     | 53             | \$182,309   |
| SHANNON        | 4                    | \$3,744  | 0                        | \$0      | 0                         | \$0       | 0                     | \$0       | 0                           | \$0      | 2              | \$7,671     |
| SHELBY         | 0                    | \$0      | 0                        | \$0      | 0                         | \$0       | 0                     | \$0       | 0                           | \$0      | 14             | \$21,537    |
| STODDARD       | 7                    | \$2,847  | 2                        | \$2,507  | 0                         | \$0       | 0                     | \$0       | 0                           | \$0      | 89             | \$197,901   |
| STONE          | 5                    | \$1,386  | 0                        | \$0      | 1                         | \$1,311   | 0                     | \$0       | 0                           | \$0      | 2              | \$4,934     |
| SULLIVAN       | 3                    | \$723    | 0                        | \$0      | 0                         | \$0       | 0                     | \$0       | 0                           | \$0      | 17             | \$32,826    |
| TANEY          | 6                    | \$1,036  | 0                        | \$0      | 2                         | \$2,497   | 0                     | \$0       | 1                           | \$40     | 36             | \$106,955   |
| TEXAS          | 6                    | \$3,481  | 0                        | \$0      | 0                         | \$0       | 0                     | \$0       | 0                           | \$0      | 22             | \$54,962    |
| VERNON         | 2                    | \$968    | 0                        | \$0      | 6                         | \$2,866   | 0                     | \$0       | 0                           | \$0      | 46             | \$186,966   |
| WARREN         | 3                    | \$239    | 0                        | \$0      | 1                         | \$790     | 0                     | \$0       | 0                           | \$0      | 66             | \$240,763   |
| WASHINGTON     | 10                   | \$4,607  | 0                        | \$0      | 18                        | \$6,904   | 0                     | \$0       | 0                           | \$0      | 49             | \$68,745    |
| WAYNE          | 2                    | \$598    | 0                        | \$0      | 0                         | \$0       | 0                     | \$0       | 0                           | \$0      | 22             | \$34,797    |
| WEBSTER        | 5                    | \$735    | 0                        | \$0      | 3                         | \$1,940   | 0                     | \$0       | 0                           | \$0      | 19             | \$38,933    |
| WORTH          | 0                    | \$0      | 0                        | \$0      | 0                         | \$0       | 0                     | \$0       | 0                           | \$0      | 0              | \$0         |
| WRIGHT         | 6                    | \$1,940  | 0                        | \$0      | 0                         | \$0       | 0                     | \$0       | 0                           | \$0      | 13             | \$24,549    |
| ST. LOUIS CITY | 116                  | \$46,399 | 1                        | \$6,161  | 149                       | \$114,707 | 36                    | \$210,904 | 0                           | \$0      | 147            | \$530,073   |
| INVALID COUNTY | 0                    | \$0      | 0                        | \$0      | 0                         | \$0       | 0                     | \$0       | 0                           | \$0      | 0              | \$0         |

TABLE 4. MISSOURI MEDICAID RECIPIENTS AND PAYMENTS BY TYPE OF SERVICE, OCTOBER, 2001

| COUNTY         | NURSE PRACTITIONER |          | CASE MANAGEMENT |          | PSYCHIATRIC REHAB PRIVATE |             | PSYCHIATRIC REHAB PUBLIC |          | NON-EMERGENCY TRANSPORTATION |             | CSTAR PRIVATE |             |
|----------------|--------------------|----------|-----------------|----------|---------------------------|-------------|--------------------------|----------|------------------------------|-------------|---------------|-------------|
|                | RECIPIENTS         | PAYMENTS | RECIPIENTS      | PAYMENTS | RECIPIENTS                | PAYMENTS    | RECIPIENTS               | PAYMENTS | RECIPIENTS                   | PAYMENTS    | RECIPIENTS    | PAYMENTS    |
| STATE TOTAL    | 3,239              | \$86,306 | 1,324           | \$32,021 | 8,259                     | \$4,386,115 | 0                        | \$0      | 8,698                        | \$2,236,029 | 2,194         | \$1,453,804 |
| ADAIR          | 57                 | \$3,530  | 0               | \$0      | 83                        | \$62,427    | 0                        | \$0      | 35                           | \$10,133    | 46            | \$52,440    |
| ANDREW         | 1                  | \$10     | 3               | \$46     | 9                         | \$4,072     | 0                        | \$0      | 8                            | \$3,844     | 2             | \$542       |
| ATCHISON       | 53                 | \$1,123  | 0               | \$0      | 1                         | \$714       | 0                        | \$0      | 6                            | \$1,247     | 1             | \$196       |
| AUDRAIN        | 4                  | \$42     | 0               | \$0      | 71                        | \$34,752    | 0                        | \$0      | 35                           | \$7,499     | 9             | \$10,667    |
| BARRY          | 7                  | \$155    | 38              | \$1,004  | 61                        | \$49,271    | 0                        | \$0      | 81                           | \$23,884    | 10            | \$9,859     |
| BARTON         | 13                 | \$291    | 9               | \$160    | 7                         | \$2,505     | 0                        | \$0      | 14                           | \$2,259     | 9             | \$2,751     |
| BATES          | 13                 | \$247    | 1               | \$8      | 42                        | \$21,175    | 0                        | \$0      | 35                           | \$9,721     | 4             | \$4,050     |
| BENTON         | 8                  | \$327    | 12              | \$184    | 69                        | \$33,349    | 0                        | \$0      | 84                           | \$20,433    | 19            | \$4,263     |
| BOLLINGER      | 34                 | \$1,064  | 15              | \$290    | 57                        | \$32,714    | 0                        | \$0      | 21                           | \$6,893     | 3             | \$1,489     |
| BOONE          | 37                 | \$659    | 0               | \$0      | 309                       | \$156,054   | 0                        | \$0      | 169                          | \$50,673    | 103           | \$55,570    |
| BUCHANAN       | 10                 | \$266    | 120             | \$2,830  | 302                       | \$173,426   | 0                        | \$0      | 127                          | \$61,819    | 38            | \$34,621    |
| BUTLER         | 205                | \$5,012  | 12              | \$140    | 97                        | \$69,082    | 0                        | \$0      | 142                          | \$38,685    | 47            | \$19,899    |
| CALDWELL       | 0                  | \$0      | 1               | \$8      | 11                        | \$4,614     | 0                        | \$0      | 19                           | \$11,861    | 1             | \$100       |
| CALLAWAY       | 17                 | \$441    | 3               | \$24     | 88                        | \$52,343    | 0                        | \$0      | 67                           | \$20,791    | 8             | \$4,507     |
| CAMDEN         | 4                  | \$81     | 1               | \$8      | 54                        | \$31,701    | 0                        | \$0      | 25                           | \$5,894     | 3             | \$3,934     |
| CAPE GIRARDEAU | 138                | \$4,140  | 1               | \$8      | 184                       | \$108,118   | 0                        | \$0      | 103                          | \$27,847    | 32            | \$13,824    |
| CARROLL        | 3                  | \$61     | 0               | \$0      | 20                        | \$6,426     | 0                        | \$0      | 27                           | \$8,740     | 0             | \$0         |
| CARTER         | 14                 | \$275    | 10              | \$242    | 9                         | \$7,121     | 0                        | \$0      | 19                           | \$4,611     | 0             | \$0         |
| CASS           | 16                 | \$287    | 0               | \$0      | 90                        | \$43,702    | 0                        | \$0      | 91                           | \$17,347    | 18            | \$8,786     |
| CEDAR          | 40                 | \$1,320  | 0               | \$0      | 75                        | \$32,843    | 0                        | \$0      | 38                           | \$23,796    | 7             | \$1,442     |
| CHARITON       | 3                  | \$95     | 0               | \$0      | 23                        | \$7,034     | 0                        | \$0      | 15                           | \$5,590     | 0             | \$0         |
| CHRISTIAN      | 100                | \$2,780  | 7               | \$56     | 54                        | \$23,491    | 0                        | \$0      | 72                           | \$17,411    | 11            | \$5,959     |
| CLARK          | 7                  | \$238    | 0               | \$0      | 2                         | \$225       | 0                        | \$0      | 12                           | \$4,375     | 1             | \$181       |
| CLAY           | 2                  | \$190    | 0               | \$0      | 200                       | \$90,547    | 0                        | \$0      | 75                           | \$17,768    | 22            | \$14,006    |
| CLINTON        | 0                  | \$0      | 4               | \$54     | 16                        | \$4,948     | 0                        | \$0      | 15                           | \$4,553     | 2             | \$476       |
| COLE           | 8                  | \$228    | 0               | \$0      | 249                       | \$193,601   | 0                        | \$0      | 68                           | \$15,889    | 31            | \$29,367    |
| COOPER         | 1                  | \$15     | 0               | \$0      | 27                        | \$10,509    | 0                        | \$0      | 22                           | \$7,392     | 4             | \$1,334     |
| CRAWFORD       | 9                  | \$257    | 0               | \$0      | 51                        | \$28,278    | 0                        | \$0      | 68                           | \$19,943    | 9             | \$15,241    |
| DADE           | 6                  | \$216    | 1               | \$8      | 3                         | \$3,622     | 0                        | \$0      | 13                           | \$1,747     | 9             | \$3,199     |
| DALLAS         | 21                 | \$666    | 0               | \$0      | 34                        | \$12,706    | 0                        | \$0      | 53                           | \$11,742    | 7             | \$3,575     |
| DAVIESS        | 1                  | \$7      | 0               | \$0      | 6                         | \$2,970     | 0                        | \$0      | 9                            | \$1,148     | 7             | \$3,657     |
| DEKALB         | 0                  | \$0      | 3               | \$84     | 17                        | \$5,509     | 0                        | \$0      | 14                           | \$5,991     | 0             | \$0         |
| DENT           | 24                 | \$601    | 31              | \$674    | 47                        | \$24,595    | 0                        | \$0      | 36                           | \$8,644     | 4             | \$1,555     |
| DOUGLAS        | 16                 | \$458    | 2               | \$38     | 11                        | \$2,285     | 0                        | \$0      | 46                           | \$12,061    | 0             | \$0         |
| DUNKLIN        | 34                 | \$912    | 49              | \$1,296  | 84                        | \$76,870    | 0                        | \$0      | 191                          | \$59,639    | 43            | \$27,884    |
| FRANKLIN       | 2                  | \$35     | 20              | \$160    | 34                        | \$11,668    | 0                        | \$0      | 113                          | \$36,364    | 16            | \$19,719    |
| GASCONADE      | 7                  | \$110    | 1               | \$8      | 23                        | \$17,198    | 0                        | \$0      | 30                           | \$13,103    | 1             | \$35        |
| GENTRY         | 2                  | \$50     | 3               | \$128    | 7                         | \$2,710     | 0                        | \$0      | 14                           | \$8,593     | 0             | \$0         |
| GREENE         | 347                | \$10,638 | 8               | \$64     | 547                       | \$282,236   | 0                        | \$0      | 443                          | \$118,367   | 89            | \$69,884    |
| GRUNDY         | 1                  | \$17     | 2               | \$18     | 70                        | \$43,371    | 0                        | \$0      | 23                           | \$8,245     | 22            | \$14,977    |
| HARRISON       | 4                  | \$121    | 16              | \$474    | 13                        | \$4,387     | 0                        | \$0      | 19                           | \$4,966     | 1             | \$161       |
| HENRY          | 31                 | \$530    | 17              | \$218    | 110                       | \$49,452    | 0                        | \$0      | 45                           | \$14,725    | 24            | \$19,230    |
| HICKORY        | 20                 | \$493    | 1               | \$8      | 19                        | \$4,746     | 0                        | \$0      | 26                           | \$6,068     | 0             | \$0         |
| HOLT           | 10                 | \$190    | 0               | \$0      | 4                         | \$3,042     | 0                        | \$0      | 7                            | \$2,118     | 0             | \$0         |
| HOWARD         | 32                 | \$833    | 0               | \$0      | 17                        | \$3,733     | 0                        | \$0      | 18                           | \$6,965     | 0             | \$0         |
| HOWELL         | 116                | \$2,561  | 12              | \$332    | 70                        | \$11,281    | 0                        | \$0      | 104                          | \$16,988    | 13            | \$16,713    |
| IRON           | 13                 | \$318    | 18              | \$1,262  | 2                         | \$524       | 0                        | \$0      | 24                           | \$6,277     | 3             | \$550       |
| JACKSON        | 93                 | \$3,200  | 7               | \$176    | 1,066                     | \$464,231   | 0                        | \$0      | 924                          | \$162,555   | 199           | \$141,192   |
| JASPER         | 149                | \$2,268  | 87              | \$2,304  | 230                       | \$94,028    | 0                        | \$0      | 157                          | \$40,628    | 102           | \$42,282    |
| JEFFERSON      | 12                 | \$440    | 90              | \$720    | 123                       | \$51,635    | 0                        | \$0      | 285                          | \$60,306    | 26            | \$27,503    |
| JOHNSON        | 53                 | \$976    | 0               | \$0      | 154                       | \$75,616    | 0                        | \$0      | 55                           | \$18,079    | 2             | \$1,173     |
| KNOX           | 7                  | \$220    | 1               | \$60     | 21                        | \$11,494    | 0                        | \$0      | 4                            | \$1,610     | 4             | \$606       |
| LACLEDE        | 10                 | \$458    | 0               | \$0      | 73                        | \$33,712    | 0                        | \$0      | 52                           | \$16,699    | 3             | \$1,840     |
| LAFAYETTE      | 7                  | \$211    | 1               | \$8      | 76                        | \$33,983    | 0                        | \$0      | 46                           | \$17,359    | 0             | \$0         |
| LAWRENCE       | 19                 | \$750    | 50              | \$1,086  | 53                        | \$27,001    | 0                        | \$0      | 63                           | \$19,409    | 7             | \$5,601     |
| LEWIS          | 9                  | \$211    | 0               | \$0      | 5                         | \$1,844     | 0                        | \$0      | 19                           | \$8,315     | 5             | \$3,107     |
| LINCOLN        | 1                  | \$12     | 0               | \$0      | 42                        | \$19,010    | 0                        | \$0      | 75                           | \$25,511    | 20            | \$10,470    |

TABLE 4. MISSOURI MEDICAID RECIPIENTS AND PAYMENTS BY TYPE OF SERVICE, OCTOBER, 2001

| COUNTY         | NURSE PRACTITIONER |          | CASE MANAGEMENT |          | PSYCHIATRIC REHAB PRIVATE |           | PSYCHIATRIC REHAB PUBLIC |          | NON-EMERGENCY TRANSPORTATION |           | CSTAR PRIVATE |           |
|----------------|--------------------|----------|-----------------|----------|---------------------------|-----------|--------------------------|----------|------------------------------|-----------|---------------|-----------|
|                | RECIPIENTS         | PAYMENTS | RECIPIENTS      | PAYMENTS | RECIPIENTS                | PAYMENTS  | RECIPIENTS               | PAYMENTS | RECIPIENTS                   | PAYMENTS  | RECIPIENTS    | PAYMENTS  |
| LINN           | 9                  | \$635    | 0               | \$0      | 20                        | \$11,973  | 0                        | \$0      | 43                           | \$15,527  | 16            | \$10,331  |
| LIVINGSTON     | 3                  | \$131    | 0               | \$0      | 45                        | \$23,508  | 0                        | \$0      | 53                           | \$31,085  | 5             | \$6,900   |
| MCDONALD       | 3                  | \$52     | 26              | \$252    | 21                        | \$7,422   | 0                        | \$0      | 22                           | \$5,706   | 6             | \$3,281   |
| MACON          | 48                 | \$2,409  | 0               | \$0      | 13                        | \$9,571   | 0                        | \$0      | 44                           | \$15,251  | 3             | \$2,703   |
| MADISON        | 14                 | \$293    | 9               | \$340    | 31                        | \$11,990  | 0                        | \$0      | 46                           | \$8,513   | 3             | \$603     |
| MARIES         | 6                  | \$106    | 5               | \$84     | 10                        | \$4,643   | 0                        | \$0      | 17                           | \$6,650   | 3             | \$3,649   |
| MARION         | 7                  | \$219    | 44              | \$1,604  | 176                       | \$118,299 | 0                        | \$0      | 53                           | \$13,470  | 26            | \$5,066   |
| MERCER         | 0                  | \$0      | 1               | \$30     | 0                         | \$0       | 0                        | \$0      | 14                           | \$9,017   | 0             | \$0       |
| MILLER         | 4                  | \$76     | 1               | \$8      | 42                        | \$19,949  | 0                        | \$0      | 45                           | \$11,364  | 1             | \$5,675   |
| MISSISSIPPI    | 4                  | \$76     | 55              | \$1,490  | 42                        | \$16,420  | 0                        | \$0      | 92                           | \$21,307  | 4             | \$3,931   |
| MONITEAU       | 2                  | \$64     | 0               | \$0      | 17                        | \$9,129   | 0                        | \$0      | 28                           | \$11,037  | 3             | \$2,230   |
| MONROE         | 1                  | \$12     | 0               | \$0      | 11                        | \$7,049   | 0                        | \$0      | 19                           | \$10,440  | 2             | \$23      |
| MONTGOMERY     | 1                  | \$59     | 0               | \$0      | 17                        | \$7,115   | 0                        | \$0      | 26                           | \$5,312   | 1             | \$673     |
| MORGAN         | 5                  | \$110    | 0               | \$0      | 27                        | \$15,042  | 0                        | \$0      | 63                           | \$17,278  | 3             | \$5,381   |
| NEW MADRID     | 21                 | \$628    | 2               | \$38     | 50                        | \$19,206  | 0                        | \$0      | 120                          | \$40,911  | 13            | \$6,954   |
| NEWTON         | 48                 | \$818    | 63              | \$1,044  | 44                        | \$30,429  | 0                        | \$0      | 50                           | \$13,029  | 8             | \$2,865   |
| NODAWAY        | 6                  | \$145    | 1               | \$8      | 19                        | \$8,195   | 0                        | \$0      | 10                           | \$4,128   | 1             | \$1,102   |
| OREGON         | 24                 | \$396    | 28              | \$1,126  | 18                        | \$2,609   | 0                        | \$0      | 49                           | \$11,381  | 0             | \$0       |
| OSAGE          | 2                  | \$14     | 0               | \$0      | 19                        | \$11,350  | 0                        | \$0      | 19                           | \$4,911   | 1             | \$1,259   |
| OZARK          | 11                 | \$239    | 0               | \$0      | 7                         | \$1,565   | 0                        | \$0      | 33                           | \$7,397   | 1             | \$674     |
| PENISCOT       | 2                  | \$19     | 55              | \$1,662  | 15                        | \$16,567  | 0                        | \$0      | 76                           | \$24,776  | 13            | \$6,291   |
| PERRY          | 11                 | \$375    | 0               | \$0      | 22                        | \$12,851  | 0                        | \$0      | 20                           | \$8,710   | 5             | \$2,434   |
| PETTIS         | 13                 | \$284    | 16              | \$128    | 86                        | \$40,448  | 0                        | \$0      | 66                           | \$17,763  | 26            | \$11,967  |
| PHELPS         | 26                 | \$846    | 53              | \$1,272  | 115                       | \$48,935  | 0                        | \$0      | 75                           | \$17,905  | 16            | \$10,042  |
| PIKE           | 2                  | \$30     | 1               | \$8      | 23                        | \$13,713  | 0                        | \$0      | 25                           | \$6,439   | 9             | \$5,961   |
| PLATTE         | 2                  | \$70     | 0               | \$0      | 59                        | \$24,030  | 0                        | \$0      | 44                           | \$7,669   | 3             | \$982     |
| POLK           | 54                 | \$1,715  | 2               | \$38     | 42                        | \$15,115  | 0                        | \$0      | 88                           | \$17,757  | 5             | \$6,666   |
| PULASKI        | 15                 | \$662    | 2               | \$68     | 74                        | \$36,275  | 0                        | \$0      | 72                           | \$19,039  | 5             | \$1,372   |
| PUTMAN         | 6                  | \$511    | 6               | \$130    | 5                         | \$2,243   | 0                        | \$0      | 5                            | \$2,407   | 3             | \$4,172   |
| RALLS          | 3                  | \$30     | 10              | \$428    | 22                        | \$12,683  | 0                        | \$0      | 11                           | \$1,785   | 3             | \$1,357   |
| RANDOLPH       | 18                 | \$1,120  | 0               | \$0      | 50                        | \$14,476  | 0                        | \$0      | 53                           | \$18,711  | 17            | \$16,376  |
| RAY            | 2                  | \$37     | 0               | \$0      | 21                        | \$4,570   | 0                        | \$0      | 46                           | \$19,216  | 2             | \$916     |
| REYNOLDS       | 9                  | \$240    | 10              | \$280    | 7                         | \$5,221   | 0                        | \$0      | 18                           | \$2,641   | 0             | \$0       |
| RIPLEY         | 28                 | \$615    | 2               | \$16     | 20                        | \$10,564  | 0                        | \$0      | 74                           | \$16,998  | 10            | \$7,801   |
| ST. CHARLES    | 33                 | \$568    | 1               | \$42     | 146                       | \$71,804  | 0                        | \$0      | 114                          | \$36,349  | 53            | \$60,962  |
| ST. CLAIR      | 14                 | \$243    | 3               | \$0      | 22                        | \$9,055   | 0                        | \$0      | 13                           | \$5,120   | 0             | \$0       |
| ST. FRANCOIS   | 14                 | \$341    | 0               | \$24     | 70                        | \$74,336  | 0                        | \$0      | 126                          | \$30,553  | 35            | \$20,108  |
| STE. GENEVIEVE | 0                  | \$0      | 0               | \$0      | 38                        | \$15,859  | 0                        | \$0      | 14                           | \$3,912   | 1             | \$806     |
| ST. LOUIS      | 322                | \$6,296  | 43              | \$980    | 454                       | \$299,162 | 0                        | \$0      | 868                          | \$185,210 | 205           | \$148,495 |
| SALINE         | 22                 | \$389    | 0               | \$0      | 27                        | \$9,689   | 0                        | \$0      | 47                           | \$10,711  | 2             | \$776     |
| SCHUYLER       | 6                  | \$506    | 4               | \$188    | 1                         | \$97      | 0                        | \$0      | 14                           | \$3,277   | 1             | \$810     |
| SCOTLAND       | 4                  | \$90     | 0               | \$0      | 3                         | \$839     | 0                        | \$0      | 22                           | \$9,954   | 2             | \$1,592   |
| SCOTT          | 57                 | \$2,140  | 19              | \$308    | 121                       | \$47,989  | 0                        | \$0      | 87                           | \$20,818  | 12            | \$4,812   |
| SHANNON        | 19                 | \$421    | 11              | \$214    | 15                        | \$2,757   | 0                        | \$0      | 23                           | \$4,704   | 0             | \$0       |
| SHELBY         | 13                 | \$533    | 12              | \$294    | 6                         | \$3,909   | 0                        | \$0      | 17                           | \$9,287   | 2             | \$594     |
| STODDARD       | 37                 | \$1,287  | 26              | \$437    | 60                        | \$23,433  | 0                        | \$0      | 100                          | \$25,613  | 8             | \$7,283   |
| STONE          | 19                 | \$477    | 1               | \$8      | 31                        | \$10,039  | 0                        | \$0      | 45                           | \$10,358  | 3             | \$1,606   |
| SULLIVAN       | 2                  | \$38     | 0               | \$0      | 16                        | \$9,142   | 0                        | \$0      | 13                           | \$5,775   | 3             | \$2,128   |
| TANEY          | 19                 | \$1,014  | 9               | \$218    | 51                        | \$23,309  | 0                        | \$0      | 50                           | \$16,720  | 4             | \$1,945   |
| TEXAS          | 58                 | \$1,180  | 37              | \$990    | 33                        | \$4,354   | 0                        | \$0      | 61                           | \$11,265  | 3             | \$1,964   |
| VERNON         | 12                 | \$224    | 0               | \$0      | 81                        | \$36,289  | 0                        | \$0      | 42                           | \$9,773   | 42            | \$9,769   |
| WARREN         | 0                  | \$0      | 0               | \$0      | 33                        | \$13,017  | 0                        | \$0      | 47                           | \$12,578  | 5             | \$2,124   |
| WASHINGTON     | 0                  | \$0      | 1               | \$8      | 2                         | \$1,183   | 0                        | \$0      | 63                           | \$19,949  | 20            | \$7,601   |
| WAYNE          | 128                | \$1,800  | 3               | \$76     | 36                        | \$23,849  | 0                        | \$0      | 65                           | \$18,605  | 9             | \$4,332   |
| WEBSTER        | 29                 | \$965    | 3               | \$46     | 26                        | \$6,873   | 0                        | \$0      | 55                           | \$15,837  | 10            | \$5,585   |
| WORTH          | 0                  | \$0      | 1               | \$38     | 0                         | \$0       | 0                        | \$0      | 1                            | \$181     | 0             | \$0       |
| WRIGHT         | 46                 | \$1,036  | 42              | \$740    | 28                        | \$5,571   | 0                        | \$0      | 63                           | \$10,756  | 3             | \$1,407   |
| ST. LOUIS CITY | 121                | \$2,843  | 59              | \$3,166  | 547                       | \$439,850 | 0                        | \$0      | 828                          | \$148,017 | 506           | \$318,907 |
| INVALID COUNTY | 3                  | \$234    | 0               | \$0      | 0                         | \$0       | 0                        | \$0      | 0                            | \$0       | 1             | \$143     |

TABLE 4. MISSOURI MEDICAID RECIPIENTS AND PAYMENTS BY TYPE OF SERVICE, OCTOBER, 2001

| COUNTY         | CSTAR PUBLIC |          | FEDERALLY QUALIFIED HEALTH CLINIC |           | NON-PARTICIPATING PROVIDERS |          | RURAL HEALTH CLINICS |             | CRNA       |          | AIDS WAIVER |          |
|----------------|--------------|----------|-----------------------------------|-----------|-----------------------------|----------|----------------------|-------------|------------|----------|-------------|----------|
|                | RECIPIENTS   | PAYMENTS | RECIPIENTS                        | PAYMENTS  | RECIPIENTS                  | PAYMENTS | RECIPIENTS           | PAYMENTS    | RECIPIENTS | PAYMENTS | RECIPIENTS  | PAYMENTS |
| STATE TOTAL    | 8            | \$6,015  | 5,637                             | \$858,202 | 444                         | \$33,096 | 26,343               | \$2,287,386 | 716        | \$39,072 | 8           | \$23,864 |
| ADAIR          | 0            | \$0      | 131                               | \$13,916  | 0                           | \$0      | 17                   | \$1,028     | 0          | \$0      | 0           | \$0      |
| ANDREW         | 0            | \$0      | 35                                | \$2,739   | 0                           | \$0      | 5                    | \$149       | 0          | \$0      | 0           | \$0      |
| ATCHISON       | 0            | \$0      | 4                                 | \$556     | 3                           | \$64     | 1                    | \$74        | 0          | \$0      | 0           | \$0      |
| AUDRAIN        | 0            | \$0      | 7                                 | \$3,300   | 2                           | \$75     | 6                    | \$321       | 6          | \$427    | 0           | \$0      |
| BARRY          | 0            | \$0      | 3                                 | \$34      | 4                           | \$360    | 462                  | \$35,450    | 4          | \$324    | 0           | \$0      |
| BARTON         | 0            | \$0      | 0                                 | \$0       | 3                           | \$189    | 48                   | \$2,539     | 5          | \$287    | 0           | \$0      |
| BATES          | 0            | \$0      | 2                                 | \$178     | 8                           | \$311    | 230                  | \$10,932    | 13         | \$385    | 0           | \$0      |
| BENTON         | 0            | \$0      | 1                                 | \$38      | 5                           | \$190    | 10                   | \$845       | 1          | \$57     | 0           | \$0      |
| BOLLINGER      | 0            | \$0      | 193                               | \$14,092  | 0                           | \$0      | 150                  | \$16,164    | 6          | \$210    | 0           | \$0      |
| BOONE          | 0            | \$0      | 121                               | \$14,925  | 12                          | \$495    | 6                    | \$274       | 0          | \$0      | 0           | \$0      |
| BUCHANAN       | 0            | \$0      | 380                               | \$37,840  | 4                           | \$966    | 8                    | \$580       | 3          | \$206    | 0           | \$0      |
| BUTLER         | 0            | \$0      | 10                                | \$742     | 9                           | \$367    | 185                  | \$20,824    | 3          | \$43     | 0           | \$0      |
| CALDWELL       | 0            | \$0      | 69                                | \$3,511   | 0                           | \$0      | 125                  | \$8,240     | 2          | \$81     | 0           | \$0      |
| CALLAWAY       | 1            | \$31     | 6                                 | \$1,297   | 1                           | \$34     | 3                    | \$190       | 0          | \$0      | 0           | \$0      |
| CAMDEN         | 0            | \$0      | 27                                | \$1,535   | 0                           | \$0      | 9                    | \$1,865     | 8          | \$326    | 0           | \$0      |
| CAPE GIRARDEAU | 0            | \$0      | 153                               | \$11,409  | 3                           | \$171    | 679                  | \$56,308    | 25         | \$792    | 0           | \$0      |
| CARROLL        | 0            | \$0      | 2                                 | \$87      | 3                           | \$123    | 18                   | \$1,237     | 0          | \$0      | 0           | \$0      |
| CARTER         | 0            | \$0      | 2                                 | \$37      | 3                           | \$44     | 133                  | \$11,039    | 2          | \$79     | 0           | \$0      |
| CASS           | 0            | \$0      | 8                                 | \$1,479   | 2                           | \$36     | 11                   | \$583       | 3          | \$115    | 0           | \$0      |
| CEDAR          | 0            | \$0      | 0                                 | \$0       | 3                           | \$671    | 681                  | \$55,754    | 9          | \$475    | 0           | \$0      |
| CHARITON       | 0            | \$0      | 0                                 | \$0       | 0                           | \$0      | 13                   | \$470       | 0          | \$0      | 0           | \$0      |
| CHRISTIAN      | 0            | \$0      | 0                                 | \$0       | 3                           | \$206    | 252                  | \$15,682    | 27         | \$1,626  | 0           | \$0      |
| CLARK          | 0            | \$0      | 5                                 | \$623     | 0                           | \$0      | 23                   | \$2,525     | 0          | \$0      | 0           | \$0      |
| CLAY           | 0            | \$0      | 108                               | \$14,306  | 9                           | \$1,100  | 3                    | \$426       | 6          | \$403    | 0           | \$0      |
| CLINTON        | 0            | \$0      | 15                                | \$1,745   | 1                           | \$52     | 19                   | \$1,152     | 9          | \$431    | 0           | \$0      |
| COLE           | 0            | \$0      | 1                                 | \$93      | 16                          | \$984    | 7                    | \$361       | 0          | \$0      | 0           | \$0      |
| COOPER         | 0            | \$0      | 2                                 | \$182     | 0                           | \$0      | 6                    | \$424       | 0          | \$0      | 0           | \$0      |
| CRAWFORD       | 0            | \$0      | 2                                 | \$319     | 1                           | \$11     | 494                  | \$43,248    | 1          | \$39     | 0           | \$0      |
| DADE           | 1            | \$717    | 0                                 | \$0       | 1                           | \$120    | 165                  | \$14,031    | 3          | \$131    | 0           | \$0      |
| DALLAS         | 0            | \$0      | 0                                 | \$0       | 5                           | \$250    | 360                  | \$32,729    | 14         | \$1,095  | 0           | \$0      |
| DAVISS         | 0            | \$0      | 27                                | \$1,416   | 1                           | \$15     | 120                  | \$7,415     | 3          | \$80     | 0           | \$0      |
| DEKALB         | 0            | \$0      | 19                                | \$1,433   | 2                           | \$68     | 92                   | \$5,221     | 20         | \$1,163  | 0           | \$0      |
| DENT           | 0            | \$0      | 1                                 | \$55      | 0                           | \$0      | 195                  | \$12,396    | 1          | \$23     | 0           | \$0      |
| DOUGLAS        | 0            | \$0      | 0                                 | \$0       | 2                           | \$21     | 117                  | \$9,662     | 15         | \$670    | 0           | \$0      |
| DUNKLIN        | 0            | \$0      | 207                               | \$38,434  | 1                           | \$103    | 1,798                | \$215,774   | 9          | \$435    | 0           | \$0      |
| FRANKLIN       | 1            | \$660    | 1                                 | \$60      | 2                           | \$29     | 112                  | \$6,776     | 1          | \$65     | 0           | \$0      |
| GASCONADE      | 0            | \$0      | 1                                 | \$110     | 1                           | \$14     | 2                    | \$171       | 0          | \$0      | 0           | \$0      |
| GENTRY         | 0            | \$0      | 33                                | \$1,973   | 0                           | \$0      | 33                   | \$1,434     | 0          | \$0      | 0           | \$0      |
| GREENE         | 1            | \$629    | 5                                 | \$710     | 34                          | \$2,269  | 251                  | \$20,293    | 114        | \$6,733  | 0           | \$0      |
| GRUNDY         | 0            | \$0      | 2                                 | \$85      | 0                           | \$0      | 113                  | \$6,983     | 1          | \$47     | 0           | \$0      |
| HARRISON       | 0            | \$0      | 1                                 | \$27      | 0                           | \$0      | 263                  | \$15,279    | 2          | \$99     | 0           | \$0      |
| HENRY          | 0            | \$0      | 1                                 | \$709     | 4                           | \$679    | 10                   | \$986       | 3          | \$62     | 0           | \$0      |
| HICKORY        | 0            | \$0      | 3                                 | \$89      | 4                           | \$240    | 218                  | \$20,398    | 11         | \$672    | 0           | \$0      |
| HOLT           | 0            | \$0      | 124                               | \$8,042   | 0                           | \$0      | 1                    | \$10        | 0          | \$0      | 0           | \$0      |
| HOWARD         | 0            | \$0      | 1                                 | \$37      | 2                           | \$115    | 4                    | \$114       | 1          | \$30     | 0           | \$0      |
| HOWELL         | 0            | \$0      | 1                                 | \$51      | 5                           | \$39     | 1,242                | \$105,962   | 21         | \$1,121  | 0           | \$0      |
| IRON           | 0            | \$0      | 1                                 | \$5       | 0                           | \$0      | 97                   | \$12,126    | 2          | \$42     | 0           | \$0      |
| JACKSON        | 0            | \$0      | 1,611                             | \$378,020 | 24                          | \$4,109  | 17                   | \$1,253     | 21         | \$969    | 0           | \$0      |
| JASPER         | 0            | \$0      | 3                                 | \$164     | 19                          | \$984    | 35                   | \$2,273     | 12         | \$431    | 0           | \$0      |
| JEFFERSON      | 0            | \$0      | 7                                 | \$820     | 29                          | \$2,458  | 113                  | \$8,028     | 1          | \$29     | 1           | \$82     |
| JOHNSON        | 0            | \$0      | 4                                 | \$2,873   | 3                           | \$409    | 76                   | \$4,682     | 3          | \$72     | 0           | \$0      |
| KNOX           | 0            | \$0      | 51                                | \$3,847   | 0                           | \$0      | 63                   | \$3,411     | 1          | \$32     | 0           | \$0      |
| LACLEDE        | 0            | \$0      | 57                                | \$5,971   | 22                          | \$430    | 904                  | \$61,491    | 16         | \$1,038  | 0           | \$0      |
| LAFAYETTE      | 0            | \$0      | 6                                 | \$512     | 9                           | \$900    | 30                   | \$2,620     | 2          | \$78     | 0           | \$0      |
| LAWRENCE       | 4            | \$3,976  | 0                                 | \$0       | 10                          | \$1,073  | 191                  | \$12,999    | 13         | \$1,121  | 0           | \$0      |
| LEWIS          | 0            | \$0      | 7                                 | \$511     | 0                           | \$0      | 285                  | \$14,732    | 1          | \$45     | 0           | \$0      |
| LINCOLN        | 0            | \$0      | 1                                 | \$68      | 9                           | \$2,348  | 269                  | \$13,193    | 0          | \$0      | 0           | \$0      |

TABLE 4. MISSOURI MEDICAID RECIPIENTS AND PAYMENTS BY TYPE OF SERVICE, OCTOBER, 2001

| COUNTY         | CSTAR PUBLIC |          | FEDERALLY QUALIFIED HEALTH CLINIC |           | NON-PARTICIPATING PROVIDERS |          | RURAL HEALTH CLINICS |           | CRNA       |          | AIDS WAIVER |          |
|----------------|--------------|----------|-----------------------------------|-----------|-----------------------------|----------|----------------------|-----------|------------|----------|-------------|----------|
|                | RECIPIENTS   | PAYMENTS | RECIPIENTS                        | PAYMENTS  | RECIPIENTS                  | PAYMENTS | RECIPIENTS           | PAYMENTS  | RECIPIENTS | PAYMENTS | RECIPIENTS  | PAYMENTS |
| LINN           | 0            | \$0      | 8                                 | \$617     | 0                           | \$0      | 28                   | \$2,016   | 2          | \$64     | 0           | \$0      |
| LIVINGSTON     | 0            | \$0      | 21                                | \$1,819   | 0                           | \$0      | 22                   | \$1,550   | 1          | \$14     | 0           | \$0      |
| MCDONALD       | 0            | \$0      | 43                                | \$3,187   | 5                           | \$73     | 432                  | \$29,165  | 3          | \$94     | 0           | \$0      |
| MACON          | 0            | \$0      | 25                                | \$5,191   | 0                           | \$0      | 9                    | \$511     | 0          | \$0      | 0           | \$0      |
| MADISON        | 0            | \$0      | 7                                 | \$686     | 1                           | \$38     | 11                   | \$1,764   | 3          | \$78     | 0           | \$0      |
| MARIES         | 0            | \$0      | 0                                 | \$0       | 0                           | \$0      | 92                   | \$8,045   | 1          | \$65     | 0           | \$0      |
| MARION         | 0            | \$0      | 7                                 | \$370     | 0                           | \$0      | 67                   | \$2,974   | 6          | \$253    | 0           | \$0      |
| MERCER         | 0            | \$0      | 1                                 | \$47      | 0                           | \$0      | 75                   | \$4,751   | 0          | \$0      | 0           | \$0      |
| MILLER         | 0            | \$0      | 6                                 | \$2,370   | 1                           | \$51     | 3                    | \$183     | 2          | \$89     | 0           | \$0      |
| MISSISSIPPI    | 0            | \$0      | 48                                | \$9,553   | 2                           | \$191    | 250                  | \$11,853  | 2          | \$62     | 0           | \$0      |
| MONITEAU       | 0            | \$0      | 1                                 | \$94      | 0                           | \$0      | 0                    | \$0       | 0          | \$0      | 0           | \$0      |
| MONROE         | 0            | \$0      | 1                                 | \$69      | 1                           | \$18     | 24                   | \$650     | 1          | \$37     | 0           | \$0      |
| MONTGOMERY     | 0            | \$0      | 2                                 | \$143     | 1                           | \$141    | 56                   | \$4,242   | 1          | \$108    | 0           | \$0      |
| MORGAN         | 0            | \$0      | 1                                 | \$411     | 2                           | \$40     | 0                    | \$0       | 1          | \$58     | 0           | \$0      |
| NEW MADRID     | 0            | \$0      | 210                               | \$26,042  | 1                           | \$6      | 483                  | \$52,019  | 6          | \$376    | 0           | \$0      |
| NEWTON         | 0            | \$0      | 9                                 | \$601     | 4                           | \$38     | 191                  | \$12,765  | 1          | \$8      | 0           | \$0      |
| NODAWAY        | 0            | \$0      | 12                                | \$699     | 0                           | \$0      | 5                    | \$373     | 0          | \$0      | 0           | \$0      |
| OREGON         | 0            | \$0      | 1                                 | \$11      | 16                          | \$124    | 659                  | \$47,569  | 5          | \$291    | 0           | \$0      |
| OSAGE          | 0            | \$0      | 0                                 | \$0       | 1                           | \$36     | 0                    | \$0       | 0          | \$0      | 0           | \$0      |
| OZARK          | 0            | \$0      | 0                                 | \$0       | 0                           | \$0      | 462                  | \$39,725  | 11         | \$609    | 0           | \$0      |
| PEMISCOT       | 0            | \$0      | 46                                | \$7,959   | 0                           | \$0      | 1,218                | \$108,040 | 24         | \$1,701  | 0           | \$0      |
| PERRY          | 0            | \$0      | 7                                 | \$624     | 1                           | \$70     | 323                  | \$18,139  | 3          | \$114    | 0           | \$0      |
| PETTIS         | 0            | \$0      | 0                                 | \$0       | 12                          | \$625    | 8                    | \$784     | 0          | \$0      | 0           | \$0      |
| PHELPS         | 0            | \$0      | 4                                 | \$653     | 0                           | \$0      | 69                   | \$4,592   | 4          | \$190    | 0           | \$0      |
| PIKE           | 0            | \$0      | 2                                 | \$151     | 1                           | \$6      | 580                  | \$35,486  | 5          | \$236    | 0           | \$0      |
| PLATTE         | 0            | \$0      | 30                                | \$2,769   | 4                           | \$76     | 0                    | \$0       | 4          | \$205    | 0           | \$0      |
| POLK           | 0            | \$0      | 0                                 | \$0       | 6                           | \$260    | 253                  | \$21,633  | 37         | \$2,495  | 0           | \$0      |
| PULASKI        | 0            | \$0      | 190                               | \$25,493  | 1                           | \$5      | 383                  | \$29,307  | 7          | \$372    | 0           | \$0      |
| PUTMAN         | 0            | \$0      | 1                                 | \$117     | 0                           | \$0      | 208                  | \$9,996   | 0          | \$0      | 0           | \$0      |
| RALLS          | 0            | \$0      | 1                                 | \$189     | 1                           | \$34     | 14                   | \$866     | 0          | \$0      | 0           | \$0      |
| RANDOLPH       | 0            | \$0      | 14                                | \$4,028   | 1                           | \$86     | 4                    | \$167     | 2          | \$85     | 0           | \$0      |
| RAY            | 0            | \$0      | 3                                 | \$1,154   | 1                           | \$578    | 45                   | \$5,400   | 1          | \$28     | 0           | \$0      |
| REYNOLDS       | 0            | \$0      | 5                                 | \$61      | 0                           | \$0      | 255                  | \$22,254  | 5          | \$243    | 0           | \$0      |
| RIPLEY         | 0            | \$0      | 5                                 | \$342     | 9                           | \$52     | 1,217                | \$97,278  | 4          | \$186    | 0           | \$0      |
| ST. CHARLES    | 0            | \$0      | 8                                 | \$892     | 9                           | \$917    | 27                   | \$1,745   | 0          | \$0      | 0           | \$0      |
| ST. CLAIR      | 0            | \$0      | 0                                 | \$0       | 5                           | \$157    | 29                   | \$2,988   | 4          | \$171    | 0           | \$0      |
| ST. FRANCOIS   | 0            | \$0      | 2                                 | \$128     | 1                           | \$20     | 169                  | \$9,353   | 12         | \$651    | 0           | \$0      |
| STE. GENEVIEVE | 0            | \$0      | 3                                 | \$147     | 0                           | \$0      | 138                  | \$6,089   | 0          | \$0      | 0           | \$0      |
| ST. LOUIS      | 0            | \$0      | 230                               | \$24,414  | 20                          | \$2,329  | 21                   | \$1,126   | 6          | \$604    | 2           | \$10,026 |
| SALINE         | 0            | \$0      | 2                                 | \$95      | 3                           | \$30     | 2                    | \$72      | 0          | \$0      | 0           | \$0      |
| SCHUYLER       | 0            | \$0      | 13                                | \$2,062   | 0                           | \$0      | 55                   | \$2,609   | 0          | \$0      | 0           | \$0      |
| SCOTLAND       | 0            | \$0      | 35                                | \$3,916   | 0                           | \$0      | 153                  | \$10,778  | 0          | \$0      | 0           | \$0      |
| SCOTT          | 0            | \$0      | 232                               | \$36,163  | 0                           | \$0      | 290                  | \$24,829  | 13         | \$421    | 0           | \$0      |
| SHANNON        | 0            | \$0      | 6                                 | \$147     | 0                           | \$0      | 642                  | \$49,223  | 3          | \$141    | 0           | \$0      |
| SHELBY         | 0            | \$0      | 8                                 | \$601     | 0                           | \$0      | 165                  | \$6,870   | 0          | \$0      | 0           | \$0      |
| STODDARD       | 0            | \$0      | 85                                | \$6,844   | 0                           | \$0      | 1,449                | \$272,279 | 6          | \$190    | 0           | \$0      |
| STONE          | 0            | \$0      | 0                                 | \$0       | 1                           | \$77     | 332                  | \$17,979  | 18         | \$1,137  | 0           | \$0      |
| SULLIVAN       | 0            | \$0      | 4                                 | \$587     | 0                           | \$0      | 301                  | \$16,822  | 0          | \$0      | 0           | \$0      |
| TANEY          | 0            | \$0      | 0                                 | \$0       | 3                           | \$51     | 366                  | \$25,690  | 14         | \$806    | 1           | \$19     |
| TEXAS          | 0            | \$0      | 0                                 | \$0       | 0                           | \$0      | 723                  | \$60,120  | 22         | \$1,264  | 0           | \$0      |
| VERNON         | 0            | \$0      | 0                                 | \$0       | 14                          | \$1,138  | 636                  | \$44,587  | 5          | \$242    | 0           | \$0      |
| WARREN         | 0            | \$0      | 2                                 | \$2,132   | 0                           | \$0      | 19                   | \$910     | 0          | \$0      | 0           | \$0      |
| WASHINGTON     | 0            | \$0      | 3                                 | \$1,510   | 4                           | \$88     | 513                  | \$30,393  | 5          | \$319    | 0           | \$0      |
| WAYNE          | 0            | \$0      | 11                                | \$778     | 3                           | \$104    | 968                  | \$143,652 | 0          | \$0      | 0           | \$0      |
| WEBSTER        | 0            | \$0      | 0                                 | \$0       | 12                          | \$1,318  | 521                  | \$40,438  | 10         | \$525    | 0           | \$0      |
| WORTH          | 0            | \$0      | 0                                 | \$0       | 1                           | \$4      | 3                    | \$59      | 0          | \$0      | 0           | \$0      |
| WRIGHT         | 0            | \$0      | 0                                 | \$0       | 6                           | \$345    | 581                  | \$42,332  | 19         | \$1,038  | 0           | \$0      |
| ST. LOUIS CITY | 0            | \$0      | 813                               | \$111,135 | 6                           | \$1,004  | 13                   | \$1,041   | 13         | \$872    | 4           | \$13,735 |
| INVALID COUNTY | 0            | \$0      | 7                                 | \$150     | 0                           | \$0      | 1                    | \$126     | 0          | \$0      | 0           | \$0      |

TABLE 4. MISSOURI MEDICAID RECIPIENTS AND PAYMENTS BY TYPE OF SERVICE, OCTOBER, 2001

| COUNTY         | COMPREHENSIVE DAY REHAB |          | EPSDT REFERRAL SERVICES |             | EPSDT TARGETED CASE MANAGEMENT |           | STATE INSTITUTION TARGETED CASE MNGMNT |             | MENTAL HOSPITAL TARGETED CASE MNGMNT |           | INDEPENDENT LIVING WAIVER |           |
|----------------|-------------------------|----------|-------------------------|-------------|--------------------------------|-----------|--|-------------|--------------------------------------|-----------|---------------------------|-----------|
|                | RECIPIENTS              | PAYMENTS | RECIPIENTS              | PAYMENTS    | RECIPIENTS                     | PAYMENTS  | RECIPIENTS                             | PAYMENTS    | RECIPIENTS                           | PAYMENTS  | RECIPIENTS                | PAYMENTS  |
| STATE TOTAL    | 16                      | \$24,760 | 58,963                  | \$8,454,449 | 1,194                          | \$131,719 | 15,061                                 | \$2,974,685 | 2,319                                | \$680,615 | 199                       | \$207,737 |
| ADAIR          | 0                       | \$0      | 499                     | \$59,065    | 1                              | \$110     | 186                                    | \$48,584    | 28                                   | \$4,489   | 6                         | \$7,441   |
| ANDREW         | 0                       | \$0      | 223                     | \$32,636    | 0                              | \$0       | 52                                     | \$9,264     | 0                                    | \$0       | 0                         | \$0       |
| ATCHISON       | 0                       | \$0      | 192                     | \$21,086    | 21                             | \$2,318   | 25                                     | \$4,426     | 0                                    | \$0       | 1                         | \$100     |
| AUDRAIN        | 0                       | \$0      | 60                      | \$22,818    | 0                              | \$0       | 121                                    | \$25,605    | 17                                   | \$6,993   | 0                         | \$0       |
| BARRY          | 0                       | \$0      | 847                     | \$108,388   | 0                              | \$0       | 88                                     | \$25,777    | 45                                   | \$12,570  | 0                         | \$0       |
| BARTON         | 0                       | \$0      | 418                     | \$58,563    | 0                              | \$0       | 38                                     | \$11,730    | 1                                    | \$164     | 1                         | \$2,472   |
| BATES          | 0                       | \$0      | 421                     | \$42,497    | 0                              | \$0       | 24                                     | \$4,833     | 16                                   | \$6,405   | 4                         | \$2,426   |
| BENTON         | 1                       | \$3,850  | 461                     | \$35,604    | 0                              | \$0       | 71                                     | \$16,356    | 11                                   | \$4,147   | 0                         | \$0       |
| BOLLINGER      | 0                       | \$0      | 483                     | \$50,370    | 0                              | \$0       | 55                                     | \$7,685     | 14                                   | \$6,055   | 0                         | \$0       |
| BOONE          | 0                       | \$0      | 330                     | \$119,974   | 1                              | \$110     | 695                                    | \$123,571   | 16                                   | \$1,400   | 10                        | \$5,118   |
| BUCHANAN       | 0                       | \$0      | 2,179                   | \$235,976   | 8                              | \$885     | 520                                    | \$95,019    | 2                                    | \$1,883   | 4                         | \$1,554   |
| BUTLER         | 0                       | \$0      | 1,759                   | \$182,277   | 0                              | \$0       | 188                                    | \$59,385    | 39                                   | \$3,163   | 12                        | \$9,240   |
| CALDWELL       | 0                       | \$0      | 202                     | \$28,639    | 0                              | \$0       | 22                                     | \$5,557     | 6                                    | \$1,084   | 1                         | \$194     |
| CALLAWAY       | 1                       | \$550    | 159                     | \$82,372    | 2                              | \$220     | 127                                    | \$29,527    | 16                                   | \$6,391   | 1                         | \$633     |
| CAMDEN         | 0                       | \$0      | 56                      | \$11,127    | 0                              | \$0       | 50                                     | \$14,357    | 17                                   | \$7,303   | 0                         | \$0       |
| CAPE GIRARDEAU | 0                       | \$0      | 1,195                   | \$120,984   | 0                              | \$0       | 191                                    | \$33,853    | 74                                   | \$17,603  | 5                         | \$3,924   |
| CARROLL        | 0                       | \$0      | 453                     | \$40,880    | 0                              | \$0       | 34                                     | \$7,885     | 1                                    | \$72      | 0                         | \$0       |
| CARTER         | 0                       | \$0      | 269                     | \$18,913    | 0                              | \$0       | 24                                     | \$5,666     | 3                                    | \$1,126   | 0                         | \$0       |
| CASS           | 0                       | \$0      | 128                     | \$42,411    | 25                             | \$2,765   | 119                                    | \$21,894    | 28                                   | \$16,019  | 2                         | \$1,607   |
| CEDAR          | 0                       | \$0      | 352                     | \$98,939    | 0                              | \$0       | 49                                     | \$12,643    | 21                                   | \$9,493   | 2                         | \$991     |
| CHARITON       | 0                       | \$0      | 29                      | \$4,165     | 0                              | \$0       | 22                                     | \$5,042     | 1                                    | \$43      | 0                         | \$0       |
| CHRISTIAN      | 1                       | \$5,980  | 1,253                   | \$135,974   | 0                              | \$0       | 117                                    | \$17,091    | 37                                   | \$18,888  | 2                         | \$4,835   |
| CLARK          | 0                       | \$0      | 209                     | \$11,700    | 0                              | \$0       | 20                                     | \$3,714     | 10                                   | \$2,409   | 0                         | \$0       |
| CLAY           | 1                       | \$770    | 173                     | \$63,604    | 23                             | \$2,543   | 235                                    | \$59,991    | 84                                   | \$26,900  | 2                         | \$4,141   |
| CLINTON        | 0                       | \$0      | 329                     | \$30,849    | 4                              | \$444     | 44                                     | \$9,182     | 3                                    | \$635     | 0                         | \$0       |
| COLE           | 0                       | \$0      | 154                     | \$60,709    | 0                              | \$0       | 206                                    | \$52,638    | 60                                   | \$7,365   | 2                         | \$2,694   |
| COOPER         | 0                       | \$0      | 20                      | \$5,848     | 0                              | \$0       | 60                                     | \$10,118    | 1                                    | \$32      | 0                         | \$0       |
| CRAWFORD       | 0                       | \$0      | 501                     | \$66,681    | 0                              | \$0       | 26                                     | \$5,452     | 22                                   | \$9,771   | 6                         | \$6,628   |
| DADE           | 0                       | \$0      | 212                     | \$41,149    | 0                              | \$0       | 9                                      | \$1,795     | 5                                    | \$2,310   | 0                         | \$0       |
| DALLAS         | 0                       | \$0      | 291                     | \$46,388    | 0                              | \$0       | 35                                     | \$4,891     | 3                                    | \$755     | 0                         | \$0       |
| DAVISS         | 0                       | \$0      | 206                     | \$18,135    | 0                              | \$0       | 16                                     | \$4,464     | 10                                   | \$2,507   | 1                         | \$1,412   |
| DEKALB         | 0                       | \$0      | 169                     | \$13,992    | 0                              | \$0       | 42                                     | \$5,497     | 1                                    | \$32      | 0                         | \$0       |
| DENT           | 0                       | \$0      | 551                     | \$53,717    | 0                              | \$0       | 44                                     | \$15,853    | 7                                    | \$2,584   | 1                         | \$100     |
| DOUGLAS        | 0                       | \$0      | 430                     | \$77,988    | 0                              | \$0       | 38                                     | \$7,345     | 0                                    | \$0       | 0                         | \$0       |
| DUNKLIN        | 0                       | \$0      | 1,543                   | \$128,349   | 0                              | \$0       | 127                                    | \$33,915    | 28                                   | \$12,625  | 1                         | \$182     |
| FRANKLIN       | 0                       | \$0      | 185                     | \$52,399    | 1                              | \$110     | 179                                    | \$51,153    | 22                                   | \$5,423   | 3                         | \$4,475   |
| GASCONADE      | 0                       | \$0      | 39                      | \$20,478    | 0                              | \$0       | 36                                     | \$5,539     | 18                                   | \$7,237   | 0                         | \$0       |
| GENTRY         | 0                       | \$0      | 185                     | \$18,955    | 0                              | \$0       | 45                                     | \$6,339     | 0                                    | \$0       | 0                         | \$0       |
| GREENE         | 0                       | \$0      | 5,743                   | \$680,830   | 1                              | \$111     | 713                                    | \$113,719   | 87                                   | \$38,810  | 1                         | \$0       |
| GRUNDY         | 0                       | \$0      | 284                     | \$20,781    | 1                              | \$110     | 34                                     | \$6,658     | 43                                   | \$8,115   | 0                         | \$0       |
| HARRISON       | 0                       | \$0      | 286                     | \$27,186    | 0                              | \$0       | 51                                     | \$13,958    | 29                                   | \$5,966   | 0                         | \$0       |
| HENRY          | 0                       | \$0      | 92                      | \$13,298    | 2                              | \$221     | 73                                     | \$18,113    | 18                                   | \$8,201   | 2                         | \$645     |
| HICKORY        | 0                       | \$0      | 185                     | \$32,556    | 1                              | \$110     | 20                                     | \$3,243     | 5                                    | \$1,642   | 2                         | \$1,753   |
| HOLT           | 0                       | \$0      | 160                     | \$25,344    | 0                              | \$0       | 8                                      | \$2,830     | 0                                    | \$0       | 1                         | \$1,388   |
| HOWARD         | 0                       | \$0      | 23                      | \$4,042     | 0                              | \$0       | 62                                     | \$12,621    | 0                                    | \$0       | 0                         | \$0       |
| HOWELL         | 0                       | \$0      | 1,415                   | \$162,185   | 0                              | \$0       | 96                                     | \$24,509    | 1                                    | \$1,095   | 1                         | \$1,010   |
| IRON           | 0                       | \$0      | 465                     | \$34,548    | 0                              | \$0       | 49                                     | \$13,857    | 1                                    | \$416     | 3                         | \$5,057   |
| JACKSON        | 0                       | \$0      | 1,813                   | \$480,055   | 996                            | \$109,851 | 1,464                                  | \$293,293   | 108                                  | \$56,441  | 18                        | \$28,126  |
| JASPER         | 0                       | \$0      | 3,383                   | \$329,374   | 0                              | \$0       | 397                                    | \$108,733   | 88                                   | \$13,559  | 5                         | \$6,650   |
| JEFFERSON      | 0                       | \$0      | 462                     | \$118,689   | 1                              | \$110     | 303                                    | \$43,253    | 2                                    | \$66      | 2                         | \$1,050   |
| JOHNSON        | 0                       | \$0      | 77                      | \$12,561    | 1                              | \$110     | 57                                     | \$8,815     | 30                                   | \$10,733  | 1                         | \$1,790   |
| KNOX           | 0                       | \$0      | 108                     | \$12,137    | 0                              | \$0       | 15                                     | \$2,747     | 7                                    | \$306     | 1                         | \$913     |
| LACLEDE        | 0                       | \$0      | 629                     | \$86,102    | 0                              | \$0       | 79                                     | \$13,877    | 35                                   | \$7,774   | 0                         | \$0       |
| LAFAYETTE      | 0                       | \$0      | 53                      | \$14,035    | 2                              | \$220     | 95                                     | \$12,793    | 34                                   | \$12,866  | 0                         | \$0       |
| LAWRENCE       | 1                       | \$745    | 1,130                   | \$104,304   | 2                              | \$222     | 105                                    | \$27,662    | 58                                   | \$20,604  | 1                         | \$2,389   |
| LEWIS          | 0                       | \$0      | 156                     | \$13,526    | 0                              | \$0       | 26                                     | \$4,960     | 5                                    | \$591     | 0                         | \$0       |
| LINCOLN        | 0                       | \$0      | 93                      | \$13,417    | 0                              | \$0       | 150                                    | \$22,495    | 86                                   | \$6,172   | 0                         | \$0       |

TABLE 4. MISSOURI MEDICAID RECIPIENTS AND PAYMENTS BY TYPE OF SERVICE, OCTOBER, 2001

| COUNTY         | COMPREHENSIVE DAY REHAB |          | EPSDT REFERRAL SERVICES |           | EPSDT TARGETED CASE MANAGEMENT |          | STATE INSTITUTION TARGETED CASE MNGMNT |           | MENTAL HOSPITAL TARGETED CASE MNGMNT |          | INDEPENDENT LIVING WAIVER |          |
|----------------|-------------------------|----------|-------------------------|-----------|--------------------------------|----------|--|-----------|--------------------------------------|----------|---------------------------|----------|
|                | RECIPIENTS              | PAYMENTS | RECIPIENTS              | PAYMENTS  | RECIPIENTS                     | PAYMENTS | RECIPIENTS                             | PAYMENTS  | RECIPIENTS                           | PAYMENTS | RECIPIENTS                | PAYMENTS |
| LINN           | 0                       | \$0      | 502                     | \$35,761  | 0                              | \$0      | 62                                     | \$11,414  | 20                                   | \$6,146  | 0                         | \$0      |
| LIVINGSTON     | 0                       | \$0      | 336                     | \$32,893  | 0                              | \$0      | 56                                     | \$9,461   | 34                                   | \$6,475  | 0                         | \$0      |
| MCDONALD       | 0                       | \$0      | 790                     | \$53,131  | 0                              | \$0      | 44                                     | \$7,413   | 1                                    | \$394    | 1                         | \$1,291  |
| MACON          | 1                       | \$1,100  | 291                     | \$45,590  | 0                              | \$0      | 59                                     | \$9,043   | 4                                    | \$229    | 0                         | \$0      |
| MADISON        | 0                       | \$0      | 316                     | \$49,354  | 0                              | \$0      | 47                                     | \$9,641   | 8                                    | \$1,894  | 2                         | \$779    |
| MARIES         | 0                       | \$0      | 269                     | \$22,983  | 0                              | \$0      | 19                                     | \$3,300   | 0                                    | \$0      | 0                         | \$0      |
| MARION         | 0                       | \$0      | 1,027                   | \$74,380  | 0                              | \$0      | 251                                    | \$49,841  | 49                                   | \$4,139  | 4                         | \$3,903  |
| MERCER         | 0                       | \$0      | 61                      | \$5,572   | 0                              | \$0      | 13                                     | \$1,869   | 5                                    | \$613    | 0                         | \$0      |
| MILLER         | 0                       | \$0      | 56                      | \$17,421  | 0                              | \$0      | 34                                     | \$6,707   | 19                                   | \$5,383  | 1                         | \$523    |
| MISSISSIPPI    | 0                       | \$0      | 786                     | \$64,612  | 0                              | \$0      | 17                                     | \$2,569   | 10                                   | \$3,832  | 0                         | \$0      |
| MONITEAU       | 0                       | \$0      | 22                      | \$1,767   | 0                              | \$0      | 16                                     | \$3,107   | 2                                    | \$804    | 0                         | \$0      |
| MONROE         | 0                       | \$0      | 21                      | \$3,563   | 0                              | \$0      | 52                                     | \$15,322  | 6                                    | \$2,281  | 0                         | \$0      |
| MONTGOMERY     | 0                       | \$0      | 75                      | \$20,061  | 0                              | \$0      | 48                                     | \$12,795  | 6                                    | \$2,660  | 0                         | \$0      |
| MORGAN         | 0                       | \$0      | 39                      | \$2,921   | 0                              | \$0      | 61                                     | \$13,360  | 10                                   | \$3,841  | 1                         | \$100    |
| NEW MADRID     | 0                       | \$0      | 744                     | \$86,207  | 0                              | \$0      | 39                                     | \$5,138   | 21                                   | \$7,196  | 3                         | \$4,429  |
| NEWTON         | 0                       | \$0      | 1,189                   | \$146,746 | 0                              | \$0      | 128                                    | \$27,734  | 12                                   | \$1,522  | 0                         | \$0      |
| NODAWAY        | 0                       | \$0      | 275                     | \$20,610  | 0                              | \$0      | 69                                     | \$8,763   | 0                                    | \$0      | 1                         | \$1,610  |
| OREGON         | 0                       | \$0      | 274                     | \$28,869  | 0                              | \$0      | 52                                     | \$12,838  | 1                                    | \$368    | 3                         | \$1,924  |
| OSAGE          | 0                       | \$0      | 20                      | \$1,435   | 0                              | \$0      | 42                                     | \$10,397  | 7                                    | \$678    | 0                         | \$0      |
| OZARK          | 0                       | \$0      | 211                     | \$24,528  | 0                              | \$0      | 14                                     | \$2,016   | 0                                    | \$0      | 0                         | \$0      |
| PEMISCOT       | 0                       | \$0      | 1,161                   | \$122,555 | 0                              | \$0      | 31                                     | \$10,036  | 12                                   | \$6,080  | 0                         | \$0      |
| PERRY          | 0                       | \$0      | 415                     | \$135,647 | 0                              | \$0      | 85                                     | \$16,132  | 18                                   | \$7,785  | 2                         | \$3,254  |
| PETTIS         | 3                       | \$3,340  | 91                      | \$13,875  | 0                              | \$0      | 71                                     | \$20,749  | 165                                  | \$49,846 | 1                         | \$2,582  |
| PHELPS         | 0                       | \$0      | 1,351                   | \$174,797 | 1                              | \$110    | 157                                    | \$40,677  | 45                                   | \$18,406 | 5                         | \$1,374  |
| PIKE           | 0                       | \$0      | 224                     | \$19,739  | 0                              | \$0      | 109                                    | \$22,741  | 6                                    | \$2,204  | 0                         | \$0      |
| PLATTE         | 0                       | \$0      | 92                      | \$14,310  | 12                             | \$1,326  | 98                                     | \$18,921  | 30                                   | \$9,666  | 0                         | \$0      |
| POLK           | 0                       | \$0      | 916                     | \$184,485 | 2                              | \$221    | 100                                    | \$20,416  | 9                                    | \$3,069  | 0                         | \$0      |
| PULASKI        | 0                       | \$0      | 686                     | \$105,279 | 1                              | \$111    | 51                                     | \$13,084  | 14                                   | \$4,314  | 1                         | \$2,265  |
| PUTMAN         | 0                       | \$0      | 121                     | \$7,424   | 0                              | \$0      | 20                                     | \$3,981   | 10                                   | \$2,040  | 2                         | \$1,571  |
| RALLS          | 0                       | \$0      | 199                     | \$15,120  | 0                              | \$0      | 34                                     | \$7,233   | 3                                    | \$109    | 0                         | \$0      |
| RANDOLPH       | 0                       | \$0      | 108                     | \$40,207  | 3                              | \$330    | 94                                     | \$15,855  | 1                                    | \$10     | 0                         | \$0      |
| RAY            | 0                       | \$0      | 22                      | \$2,617   | 2                              | \$220    | 51                                     | \$7,129   | 11                                   | \$9,187  | 0                         | \$0      |
| REYNOLDS       | 0                       | \$0      | 282                     | \$63,603  | 2                              | \$221    | 32                                     | \$13,632  | 2                                    | \$859    | 2                         | \$1,488  |
| RIPLEY         | 0                       | \$0      | 416                     | \$51,379  | 2                              | \$220    | 54                                     | \$16,923  | 7                                    | \$3,221  | 2                         | \$2,243  |
| ST. CHARLES    | 0                       | \$0      | 226                     | \$139,006 | 4                              | \$442    | 535                                    | \$76,072  | 142                                  | \$16,782 | 4                         | \$6,102  |
| ST. CLAIR      | 0                       | \$0      | 39                      | \$6,363   | 1                              | \$111    | 15                                     | \$3,731   | 7                                    | \$3,668  | 1                         | \$341    |
| ST. FRANCOIS   | 0                       | \$0      | 188                     | \$95,958  | 0                              | \$0      | 148                                    | \$36,518  | 3                                    | \$429    | 5                         | \$2,248  |
| STE. GENEVIEVE | 0                       | \$0      | 41                      | \$19,956  | 0                              | \$0      | 50                                     | \$7,087   | 11                                   | \$4,029  | 1                         | \$100    |
| ST. LOUIS      | 1                       | \$2,200  | 1,528                   | \$517,304 | 3                              | \$332    | 2,002                                  | \$341,962 | 7                                    | \$1,251  | 23                        | \$27,064 |
| SALINE         | 0                       | \$0      | 190                     | \$46,490  | 12                             | \$1,325  | 84                                     | \$15,314  | 76                                   | \$17,734 | 0                         | \$0      |
| SCHUYLER       | 0                       | \$0      | 120                     | \$10,630  | 0                              | \$0      | 9                                      | \$3,389   | 1                                    | \$897    | 0                         | \$0      |
| SCOTLAND       | 0                       | \$0      | 78                      | \$7,646   | 0                              | \$0      | 9                                      | \$1,322   | 1                                    | \$131    | 0                         | \$0      |
| SCOTT          | 0                       | \$0      | 1,640                   | \$199,479 | 0                              | \$0      | 132                                    | \$21,725  | 54                                   | \$15,224 | 2                         | \$200    |
| SHANNON        | 0                       | \$0      | 209                     | \$21,950  | 0                              | \$0      | 11                                     | \$3,269   | 0                                    | \$0      | 0                         | \$0      |
| SHELBY         | 0                       | \$0      | 150                     | \$9,791   | 0                              | \$0      | 16                                     | \$2,310   | 2                                    | \$295    | 0                         | \$0      |
| STODDARD       | 1                       | \$1,760  | 965                     | \$82,123  | 0                              | \$0      | 136                                    | \$46,179  | 20                                   | \$4,768  | 3                         | \$2,755  |
| STONE          | 1                       | \$330    | 577                     | \$53,254  | 0                              | \$0      | 33                                     | \$6,498   | 14                                   | \$9,559  | 0                         | \$0      |
| SULLIVAN       | 0                       | \$0      | 92                      | \$11,377  | 0                              | \$0      | 43                                     | \$9,382   | 7                                    | \$1,084  | 0                         | \$0      |
| TANEY          | 0                       | \$0      | 783                     | \$93,517  | 0                              | \$0      | 83                                     | \$17,921  | 23                                   | \$20,246 | 1                         | \$511    |
| TEXAS          | 0                       | \$0      | 648                     | \$80,994  | 0                              | \$0      | 63                                     | \$13,753  | 0                                    | \$0      | 1                         | \$864    |
| VERNON         | 0                       | \$0      | 764                     | \$184,876 | 12                             | \$1,324  | 80                                     | \$21,919  | 17                                   | \$4,960  | 6                         | \$4,131  |
| WARREN         | 0                       | \$0      | 33                      | \$5,742   | 0                              | \$0      | 125                                    | \$24,945  | 29                                   | \$2,828  | 0                         | \$0      |
| WASHINGTON     | 0                       | \$0      | 79                      | \$16,116  | 3                              | \$330    | 65                                     | \$22,830  | 0                                    | \$0      | 0                         | \$0      |
| WAYNE          | 0                       | \$0      | 644                     | \$56,837  | 0                              | \$0      | 49                                     | \$13,145  | 10                                   | \$1,351  | 3                         | \$6,126  |
| WEBSTER        | 0                       | \$0      | 692                     | \$113,480 | 0                              | \$0      | 67                                     | \$11,859  | 7                                    | \$3,898  | 0                         | \$0      |
| WORTH          | 0                       | \$0      | 86                      | \$3,914   | 0                              | \$0      | 5                                      | \$888     | 0                                    | \$0      | 0                         | \$0      |
| WRIGHT         | 1                       | \$550    | 646                     | \$79,820  | 0                              | \$0      | 44                                     | \$7,886   | 0                                    | \$0      | 0                         | \$0      |
| ST. LOUIS CITY | 3                       | \$3,585  | 1,392                   | \$453,520 | 1                              | \$111    | 1,378                                  | \$199,910 | 34                                   | \$6,697  | 13                        | \$16,996 |
| INVALID COUNTY | 0                       | \$0      | 43                      | \$7,239   | 40                             | \$4,415  | 12                                     | \$2,804   | 2                                    | \$251    | 0                         | \$0      |



TABLE 4. MISSOURI MEDICAID RECIPIENTS AND PAYMENTS BY TYPE OF SERVICE, OCTOBER, 2001

| COUNTY         | DFS<br>CASE MANAGEMENT |             |
|----------------|------------------------|-------------|
|                | RECIPIENTS             | PAYMENTS    |
| STATE TOTAL    | 2,273                  | \$6,299,264 |
| ADAIR          | 11                     | \$17,842    |
| ANDREW         | 6                      | \$42,131    |
| ATCHISON       | 117                    | \$388,563   |
| AUDRAIN        | 20                     | \$25,544    |
| BARRY          | 6                      | \$14,089    |
| BARTON         | 2                      | \$3,215     |
| BATES          | 2                      | \$36,570    |
| BENTON         | 0                      | \$0         |
| BOLLINGER      | 5                      | \$7,790     |
| BOONE          | 54                     | \$140,023   |
| BUCHANAN       | 34                     | \$72,135    |
| BUTLER         | 13                     | \$13,875    |
| CALDWELL       | 0                      | \$0         |
| CALLAWAY       | 48                     | \$98,106    |
| CAMDEN         | 2                      | \$3,900     |
| CAPE GIRARDEAU | 27                     | \$36,740    |
| CARROLL        | 0                      | \$0         |
| CARTER         | 0                      | \$0         |
| CASS           | 16                     | \$48,981    |
| CEDAR          | 7                      | \$14,825    |
| CHARITON       | 0                      | \$0         |
| CHRISTIAN      | 26                     | \$71,608    |
| CLARK          | 1                      | \$877       |
| CLAY           | 8                      | \$18,726    |
| CLINTON        | 3                      | \$6,000     |
| COLE           | 21                     | \$34,624    |
| COOPER         | 4                      | \$7,763     |
| CRAWFORD       | 2                      | \$3,392     |
| DADE           | 2                      | \$17,119    |
| DALLAS         | 0                      | \$0         |
| DAVISS         | 1                      | \$926       |
| DEKALB         | 1                      | \$4,589     |
| DENT           | 5                      | \$11,752    |
| DOUGLAS        | 4                      | \$6,150     |
| DUNKLIN        | 6                      | \$8,978     |
| FRANKLIN       | 12                     | \$24,098    |
| GASCONADE      | 4                      | \$6,947     |
| GENTRY         | 3                      | \$9,710     |
| GREENE         | 108                    | \$294,969   |
| GRUNDY         | 0                      | \$0         |
| HARRISON       | 0                      | \$0         |
| HENRY          | 2                      | \$3,184     |
| HICKORY        | 2                      | \$2,405     |
| HOLT           | 1                      | \$3,592     |
| HOWARD         | 1                      | \$2,042     |
| HOWELL         | 13                     | \$22,685    |
| IRON           | 3                      | \$5,555     |
| JACKSON        | 233                    | \$750,158   |
| JASPER         | 69                     | \$244,954   |
| JEFFERSON      | 27                     | \$65,594    |
| JOHNSON        | 7                      | \$15,005    |
| KNOX           | 7                      | \$18,572    |
| LACLEDE        | 5                      | \$7,384     |
| LAFAYETTE      | 1                      | \$3,132     |
| LAWRENCE       | 9                      | \$17,974    |
| LEWIS          | 4                      | \$5,856     |
| LINCOLN        | 4                      | \$10,366    |

TABLE 4. MISSOURI MEDICAID RECIPIENTS AND PAYMENTS BY TYPE OF SERVICE, OCTOBER, 2001

| COUNTY         | DFS<br>CASE MANAGEMENT |           |
|----------------|------------------------|-----------|
|                | RECIPIENTS             | PAYMENTS  |
| LINN           | 10                     | \$8,984   |
| LIVINGSTON     | 0                      | \$0       |
| MCDONALD       | 4                      | \$5,374   |
| MACON          | 2                      | \$1,566   |
| MADISON        | 0                      | \$0       |
| MARIES         | 0                      | \$0       |
| MARION         | 11                     | \$38,454  |
| MERCER         | 2                      | \$2,571   |
| MILLER         | 9                      | \$28,579  |
| MISSISSIPPI    | 4                      | \$7,060   |
| MONITEAU       | 0                      | \$0       |
| MONROE         | 6                      | \$32,065  |
| MONTGOMERY     | 10                     | \$14,262  |
| MORGAN         | 0                      | \$0       |
| NEW MADRID     | 3                      | \$5,934   |
| NEWTON         | 22                     | \$44,222  |
| NODAWAY        | 0                      | \$0       |
| OREGON         | 4                      | \$26,448  |
| OSAGE          | 0                      | \$0       |
| OZARK          | 0                      | \$0       |
| PEMISCOT       | 1                      | \$1,457   |
| PERRY          | 3                      | \$5,942   |
| PETTIS         | 7                      | \$9,586   |
| PHELPS         | 131                    | \$360,360 |
| PIKE           | 0                      | \$0       |
| PLATTE         | 10                     | \$19,016  |
| POLK           | 78                     | \$224,111 |
| PULASKI        | 22                     | \$75,038  |
| PUTMAN         | 0                      | \$0       |
| RALLS          | 3                      | \$5,354   |
| RANDOLPH       | 13                     | \$17,188  |
| RAY            | 2                      | \$5,828   |
| REYNOLDS       | 85                     | \$203,203 |
| RIPLEY         | 3                      | \$10,449  |
| ST. CHARLES    | 48                     | \$170,813 |
| ST. CLAIR      | 8                      | \$9,738   |
| ST. FRANCOIS   | 30                     | \$77,703  |
| STE. GENEVIEVE | 2                      | \$2,334   |
| ST. LOUIS      | 289                    | \$843,925 |
| SALINE         | 47                     | \$122,391 |
| SCHUYLER       | 0                      | \$0       |
| SCOTLAND       | 5                      | \$4,685   |
| SCOTT          | 42                     | \$83,866  |
| SHANNON        | 0                      | \$0       |
| SHELBY         | 1                      | \$1,588   |
| STODDARD       | 9                      | \$16,908  |
| STONE          | 1                      | \$1,457   |
| SULLIVAN       | 1                      | \$1,457   |
| TANEY          | 10                     | \$19,677  |
| TEXAS          | 4                      | \$7,707   |
| VERNON         | 73                     | \$218,958 |
| WARREN         | 1                      | \$200     |
| WASHINGTON     | 1                      | \$1,457   |
| WAYNE          | 2                      | \$2,223   |
| WEBSTER        | 5                      | \$8,734   |
| WORTH          | 0                      | \$0       |
| WRIGHT         | 13                     | \$19,476  |
| ST. LOUIS CITY | 235                    | \$695,314 |
| INVALID COUNTY | 32                     | \$164,546 |

Table 5. Medical Statistics, October, 2001

ELIGIBILITY CATEGORY: Grand Total

Number of eligibles on 09/28/01 - 857,436

Capitation enrollment - 396,924

Total eligibles enrolled during October - 866,246

|                                    | EXPENDITURES     | RECIPIENTS | COST PER RECIPIENT | UNITS OF SERVICE | UNITS PER RECIPIENT | COST PER SERVICE |
|------------------------------------|------------------|------------|--------------------|------------------|---------------------|------------------|
| <b>NURSING FACILITIES</b> .....    | \$63,709,117.57  | 25,610*    | \$2,487.67         | 803,715          | 31.4                | \$79.27          |
| <b>HOSPITALS</b>                   |                  |            |                    |                  |                     |                  |
| Inpatient.....                     | \$34,331,365.64  | 12,026     | \$2,854.76         | 45,624           | 3.8                 | \$752.48         |
| Outpatient.....                    | \$20,273,945.32  | 76,633     | \$264.56           | 295,019          | 3.8                 | \$68.72          |
| Subtotal.....                      | \$54,605,310.96  | 88,659*    | \$656.12           | 340,643          | 4.0                 | \$160.30         |
| <b>DENTAL SERVICES</b> .....       | \$1,416,715.75   | 9,247*     | \$153.21           | 32,874           | 3.6                 | \$43.10          |
| <b>PHARMACY</b> .....              | \$59,219,967.31  | 229,385*   | \$258.17           | 1,172,791        | 5.1                 | \$50.49          |
| <b>PHYSICIAN RELATED</b>           |                  |            |                    |                  |                     |                  |
| Physician.....                     | \$4,700,056.27   | 66,502     | \$70.68            | 224,884          | 3.4                 | \$20.90          |
| Clinic.....                        | \$6,258,534.09   | 81,021     | \$77.25            | 457,115          | 5.6                 | \$13.69          |
| Family Planning.....               | \$745,302.92     | 11,258     | \$66.20            | 28,190           | 2.5                 | \$26.44          |
| X-ray & Lab.....                   | \$700,611.66     | 21,840     | \$32.08            | 53,700           | 2.5                 | \$13.05          |
| Nurse Practitioner.....            | \$86,302.39      | 3,238      | \$26.65            | 4,976            | 1.5                 | \$17.34          |
| Podiatry.....                      | \$120,006.86     | 5,507      | \$21.79            | 8,640            | 1.6                 | \$13.89          |
| CRNA Services.....                 | \$39,072.74      | 716        | \$54.57            | 37,400           | 52.2                | \$1.04           |
| Rural Health Clinics.....          | \$2,286,400.28   | 26,336     | \$86.82            | 49,866           | 1.9                 | \$45.85          |
| Case Management.....               | \$52,021.31      | 1,324      | \$24.19            | 1,507            | 1.1                 | \$21.25          |
| Fed Qualified Health Care.....     | \$857,865.20     | 5,632      | \$152.32           | 21,340           | 3.8                 | \$40.20          |
| Subtotal.....                      | \$15,826,173.72  | 166,446*   | \$95.08            | 887,618          | 5.3                 | \$17.83          |
| <b>IN-HOME SERVICES</b>            |                  |            |                    |                  |                     |                  |
| Home Health Services.....          | \$375,772.14     | 780        | \$481.76           | 32,196           | 41.3                | \$11.67          |
| Adult Day Health Care.....         | \$577,018.46     | 714        | \$808.15           | 13,302           | 16.6                | \$43.38          |
| Homemaker/Respite Care.....        | \$6,785,360.90   | 18,086     | \$375.17           | 596,848          | 33.0                | \$11.37          |
| Personal Care.....                 | \$14,574,234.36  | 29,679     | \$491.06           | 1,048,071        | 35.3                | \$13.91          |
| Aids Waiver.....                   | \$23,864.41      | 8          | \$2,983.05         | 1,747            | 218.4               | \$13.66          |
| Physical Disabled Waiver.....      | \$172,563.43     | 19         | \$9,082.29         | 6,812            | 358.5               | \$25.33          |
| Independent Living Waiver.....     | \$207,737.69     | 199        | \$1,043.91         | 16,663           | 83.7                | \$12.47          |
| Subtotal.....                      | \$22,716,551.39  | 34,093*    | \$666.31           | 1,715,639        | 50.3                | \$13.24          |
| <b>REHAB AND SPECIALTY SERVICE</b> |                  |            |                    |                  |                     |                  |
| Audiology Services.....            | \$87,514.61      | 300        | \$291.72           | 545              | 1.8                 | \$160.58         |
| Optometric Services.....           | \$345,630.01     | 7,984      | \$43.29            | 11,572           | 1.4                 | \$29.87          |
| Durable Medical Equip.....         | \$1,528,164.27   | 13,535     | \$112.90           | 25,893           | 1.9                 | \$59.02          |
| Ambulance Services.....            | \$911,227.74     | 6,736      | \$135.28           | 105,693          | 15.7                | \$8.62           |
| Rehabilitation Center.....         | \$29,666.92      | 188        | \$157.80           | 263              | 1.4                 | \$112.80         |
| Hospice.....                       | \$1,063,053.91   | 518        | \$2,052.23         | 13,932           | 26.9                | \$76.30          |
| Non-Emergency Trans.....           | \$2,236,029.66   | 8,698      | \$257.07           | 49,073           | 5.6                 | \$45.57          |
| Non-Participating Prov.....        | \$33,096.69      | 444        | \$74.54            | 1,165            | 2.6                 | \$28.41          |
| Comprehensive Day Rehab.....       | \$24,760.00      | 16         | \$1,547.50         | 250              | 14.4                | \$107.65         |
| Diabetes Self-Mgmt Trning.....     | \$350.00         | 9          | \$38.89            | 12               | 1.3                 | \$29.17          |
| Subtotal.....                      | \$6,259,493.81   | 34,997*    | \$178.86           | 208,378          | 5.9                 | \$30.04          |
| <b>BUY-IN PREMIUMS</b>             |                  |            |                    |                  |                     |                  |
| Part-A.....                        | \$214,260.00     | 682        | \$314.16           |                  |                     |                  |
| Part-B.....                        | \$4,732,030.10   | 92,123     | \$51.37            |                  |                     |                  |
| Subtotal ***.....                  | \$4,946,290.10   | 92,805     | \$53.30            |                  |                     |                  |
| <b>MENTAL HEALTH SERVICES</b>      |                  |            |                    |                  |                     |                  |
| Private Home ICF/MR.....           | \$384,811.32     | 76         | \$5,063.31         | 2,470            | 32.5                | \$155.79         |
| MR/DD Waiver.....                  | \$19,527,907.95  | 6,839      | \$2,855.37         | 1,207,091        | 176.5               | \$16.18          |
| Psych Rehab-Private.....           | \$4,386,115.43   | 8,259      | \$531.07           | 238,183          | 28.8                | \$18.41          |
| CSTAR-Private.....                 | \$1,453,808.94   | 2,193      | \$662.93           | 255,866          | 116.7               | \$5.58           |
| Targeted Case Management.....      | \$680,615.78     | 2,319      | \$293.50           | 79,571           | 34.3                | \$8.55           |
| Subtotal.....                      | \$26,433,259.42  | 18,719*    | \$1,412.11         | 1,783,181        | 95.2                | \$14.82          |
| <b>STATE INSTITUTIONS</b>          |                  |            |                    |                  |                     |                  |
| ICF/Mentally Retarded.....         | \$8,266.07       | 5          | \$1,653.21         | 35               | 7.0                 | \$236.17         |
| Mental Hospital.....               | \$2,380.66       | 4          | \$595.17           | 10               | 2.5                 | \$238.07         |
| Psych Care Under Age 22.....       | \$219,587.17     | 91         | \$2,413.05         | 484              | 5.3                 | \$453.69         |
| Psych Rehab-Public.....            |                  |            |                    |                  |                     |                  |
| CSTAR-Public.....                  | \$6,015.52       | 8          | \$751.94           | 1,456            | 182.0               | \$4.13           |
| Targeted Case Management.....      | \$2,974,685.61   | 15,061     | \$197.51           | 473,029          | 31.4                | \$6.29           |
| DFS Case Management.....           | \$6,299,264.90   | 2,273      | \$2,771.34         | 2,273            | 1.0                 | \$2,771.34       |
| Subtotal.....                      | \$9,510,199.93   | 17,296*    | \$549.85           | 477,287          | 27.6                | \$19.93          |
| <b>EPSDT SERVICES</b>              |                  |            |                    |                  |                     |                  |
| EPSDT Screenings.....              | \$590,543.88     | 9,861      | \$59.89            | 11,301           | 1.1                 | \$52.26          |
| EPSDT Referral Services.....       | \$8,453,453.25   | 58,931     | \$143.45           | 372,638          | 6.3                 | \$22.69          |
| EPSDT Targeted Case Mgmt.....      | \$131,719.00     | 1,194      | \$110.32           | 1,192            | 1.0                 | \$110.50         |
| Subtotal.....                      | \$9,175,716.13   | 62,495*    | \$146.82           | 385,131          | 6.1                 | \$23.82          |
| <b>MANAGED CARE PREMIUMS</b> ..... | \$45,125,402.14  | 396,924*   | \$113.69           |                  |                     |                  |
| =====                              |                  |            |                    |                  |                     |                  |
| <b>Total</b> .....                 | \$318,944,198.23 | 713,475*   | \$447.03           |                  |                     |                  |

\* Unduplicated totals

\*\*\* Recipients are not added to total.

Table 5 totals do not include \$33,813.89 of ME Code 81

Table 5. Medical Statistics, October, 2001

ELIGIBILITY CATEGORY: Old Age Assistance

Number of eligibles on 09/28/01 - 67,664

Total eligibles enrolled during October - 69,965

|                                    | EXPENDITURES    | RECIPIENTS | COST PER RECIPIENT | UNITS OF SERVICE | UNITS PER RECIPIENT | COST PER SERVICE |
|------------------------------------|-----------------|------------|--------------------|------------------|---------------------|------------------|
| <b>NURSING FACILITIES</b> .....    | \$53,437,593.74 | 21,784*    | \$2,453.07         | 685,228          | 31.5                | \$77.99          |
| <b>HOSPITALS</b>                   |                 |            |                    |                  |                     |                  |
| Inpatient.....                     | \$1,637,872.13  | 1,978      | \$828.04           | 3,547            | 1.8                 | \$461.76         |
| Outpatient.....                    | \$1,787,882.52  | 10,622     | \$168.32           | 21,681           | 2.0                 | \$82.46          |
| Subtotal.....                      | \$3,425,754.65  | 12,038*    | \$284.58           | 25,228           | 2.1                 | \$135.79         |
| <b>DENTAL SERVICES</b> .....       | \$222,477.63    | 1,294*     | \$171.93           | 3,507            | 2.7                 | \$63.44          |
| <b>PHARMACY</b> .....              | \$16,360,233.97 | 58,579*    | \$279.28           | 412,633          | 7.0                 | \$39.65          |
| <b>PHYSICIAN RELATED</b>           |                 |            |                    |                  |                     |                  |
| Physician.....                     | \$686,421.00    | 15,601     | \$44.00            | 42,552           | 2.7                 | \$16.13          |
| Clinic.....                        | \$1,055,532.92  | 17,806     | \$59.28            | 66,040           | 3.7                 | \$170.98         |
| Family Planning.....               | \$1,636.25      | 29         | \$56.42            | 30               | 1.0                 | \$54.50          |
| X-ray & Lab.....                   | \$80,383.11     | 3,828      | \$21.00            | 9,634            | 2.5                 | \$38.25          |
| Nurse Practitioner.....            | \$12,347.74     | 667        | \$18.51            | 1,918            | 2.9                 | \$65.13          |
| Podiatry.....                      | \$41,988.03     | 2,977      | \$14.10            | 4,392            | 1.5                 | \$29.56          |
| CRNA Services.....                 | \$3,034.97      | 77         | \$39.42            | 1,140            | 1.5                 | \$72.66          |
| Rural Health Clinics.....          | \$86,441.74     | 3,489      | \$24.78            | 5,343            | 1.5                 | \$16.18          |
| Case Management.....               | \$8.00          | 1          | \$8.00             | 1                | 1.0                 | \$8.00           |
| Fed Qualified Health Care.....     | \$95,561.43     | 812        | \$117.69           | 2,096            | 2.6                 | \$45.59          |
| Subtotal.....                      | \$2,063,355.19  | 33,766*    | \$61.11            | 132,246          | 3.9                 | \$15.60          |
| <b>IN-HOME SERVICES</b>            |                 |            |                    |                  |                     |                  |
| Home Health Services.....          | \$18,271.60     | 39         | \$468.50           | 1,597            | 40.9                | \$11.44          |
| Adult Day Health Care.....         | \$175,124.80    | 202        | \$866.95           | 4,902            | 19.8                | \$43.76          |
| Homemaker/Respite Care.....        | \$6,090,360.70  | 16,444     | \$370.37           | 538,754          | 32.8                | \$113.50         |
| Personal Care.....                 | \$6,174,368.49  | 16,352     | \$377.59           | 431,623          | 26.4                | \$14.51          |
| Aids Waiver.....                   |                 |            |                    |                  |                     |                  |
| Physical Disabled Waiver.....      |                 |            |                    |                  |                     |                  |
| Independent Living Waiver.....     |                 |            |                    |                  |                     |                  |
| Subtotal.....                      | \$12,458,125.59 | 19,592*    | \$635.88           | 975,976          | 49.8                | \$12.76          |
| <b>REHAB AND SPECIALTY SERVICE</b> |                 |            |                    |                  |                     |                  |
| Audiology Services.....            | \$54,251.38     | 158        | \$343.36           | 300              | 1.9                 | \$180.84         |
| Optometric Services.....           | \$75,308.75     | 2,412      | \$31.22            | 3,274            | 1.4                 | \$223.00         |
| Durable Medical Equip.....         | \$363,587.22    | 5,528      | \$65.77            | 8,220            | 1.5                 | \$44.52          |
| Ambulance Services.....            | \$197,885.98    | 2,405      | \$82.28            | 28,414           | 11.8                | \$6.76           |
| Rehabilitation Center.....         | \$21,719.62     | 134        | \$162.09           | 182              | 1.4                 | \$119.34         |
| Hospice.....                       | \$809,148.00    | 412        | \$1,963.95         | 11,208           | 27.2                | \$72.19          |
| Non-Emergency Trans.....           | \$648,814.43    | 2,442      | \$265.69           | 14,444           | 5.9                 | \$44.82          |
| Non-Participating Prov.....        | \$7,905.69      | 137        | \$57.71            | 329              | 2.4                 | \$24.05          |
| Comprehensive Day Rehab.....       |                 |            |                    |                  |                     |                  |
| Diabetes Self-Mgmt Trning.....     |                 |            |                    |                  |                     |                  |
| Subtotal.....                      | \$2,178,621.07  | 12,224*    | \$178.22           | 66,371           | 5.4                 | \$32.82          |
| <b>BUY-IN PREMIUMS</b>             |                 |            |                    |                  |                     |                  |
| Part-A.....                        | \$201,000.00    | 635        | \$316.54           |                  |                     |                  |
| Part-B.....                        | \$1,849,896.90  | 36,441     | \$50.76            |                  |                     |                  |
| Subtotal ***.....                  | \$2,050,896.90  | 37,076     | \$55.32            |                  |                     |                  |
| <b>MENTAL HEALTH SERVICES</b>      |                 |            |                    |                  |                     |                  |
| Private Home ICF/MR.....           | \$6,203.80      | 1          | \$6,203.80         | 30               | 30.0                | \$206.79         |
| MR/DD Waiver.....                  | \$708,211.69    | 262        | \$2,703.10         | 52,347           | 199.8               | \$13.53          |
| Psych Rehab-Private.....           | \$155,223.31    | 299        | \$519.14           | 8,857            | 29.6                | \$173.02         |
| CSTAR-Private.....                 | \$1,419.18      | 3          | \$473.06           | 305              | 101.7               | \$4.68           |
| Targeted Case management.....      | \$7,888.80      | 62         | \$127.24           | 1,685            | 27.2                | \$47.85          |
| Subtotal.....                      | \$878,946.78    | 597*       | \$1,472.27         | 63,224           | 105.9               | \$13.90          |
| <b>STATE INSTITUTIONS</b>          |                 |            |                    |                  |                     |                  |
| ICF/Mentally Retarded.....         |                 |            |                    |                  |                     |                  |
| Mental Hospital.....               | \$2,380.66      | 4          | \$595.17           | 10               | 2.5                 | \$238.07         |
| Psych Care Under Age 22.....       |                 |            |                    |                  |                     |                  |
| Psych Rehab-Public.....            |                 |            |                    |                  |                     |                  |
| CSTAR-Public.....                  |                 |            |                    |                  |                     |                  |
| Targeted Case management.....      | \$69,252.27     | 392        | \$176.66           | 10,945           | 27.9                | \$6.33           |
| DFS Case Management.....           |                 |            |                    |                  |                     |                  |
| Subtotal.....                      | \$71,632.93     | 396*       | \$180.89           | 10,955           | 27.6                | \$6.54           |
| <b>EPSDT SERVICES</b>              |                 |            |                    |                  |                     |                  |
| EPSDT Screenings.....              |                 |            |                    |                  |                     |                  |
| EPSDT Referral Services.....       | \$850.55        | 6          | \$141.76           | 52               | 8.7                 | \$16.36          |
| EPSDT Targeted Case Mgmt.....      |                 |            |                    |                  |                     |                  |
| Subtotal.....                      | \$850.55        | 6*         | \$141.76           | 52               | 8.6                 | \$16.36          |
| <b>MANAGED CARE PREMIUMS</b> ..... |                 | *          |                    |                  |                     |                  |
| =====                              |                 |            |                    |                  |                     |                  |
| <b>Total</b> .....                 | \$93,148,489.00 | 67,776*    | \$1,374.36         |                  |                     |                  |

\* Unduplicated totals

\*\*\* Recipients are not added to total.

Table 5. Medical Statistics, October, 2001

ELIGIBILITY CATEGORY: Temporary Assistance Subtotal

Number of eligibles on 09/28/01 - 218,352

Total eligibles enrolled during October - 225,702

|                                | EXPENDITURES    | RECIPIENTS | COST PER RECIPIENT | UNITS OF SERVICE | UNITS PER RECIPIENT | COST PER SERVICE |
|--------------------------------|-----------------|------------|--------------------|------------------|---------------------|------------------|
| NURSING FACILITIES.....        | \$6,278.82      | 5*         | \$1,255.76         | 31               | 6.2                 | \$202.54         |
| HOSPITALS                      |                 |            |                    |                  |                     |                  |
| Inpatient.....                 | \$4,078,686.91  | 1,349      | \$3,023.49         | 5,012            | 3.7                 | \$813.78         |
| Outpatient.....                | \$2,748,680.98  | 11,262     | \$244.07           | 45,538           | 4.0                 | \$60.36          |
| Subtotal.....                  | \$6,827,367.89  | 12,022*    | \$567.91           | 50,550           | 4.2                 | \$135.06         |
| DENTAL SERVICES.....           | \$222,498.83    | 1,329*     | \$167.42           | 5,802            | 4.4                 | \$38.35          |
| PHARMACY.....                  | \$2,418,492.40  | 24,898*    | \$97.14            | 64,974           | 2.6                 | \$37.22          |
| PHYSICIAN RELATED              |                 |            |                    |                  |                     |                  |
| Physician.....                 | \$553,832.79    | 6,954      | \$79.64            | 23,511           | 3.4                 | \$23.56          |
| Clinic.....                    | \$644,288.52    | 9,302      | \$69.26            | 57,853           | 6.1                 | \$21.75          |
| Family Planning.....           | \$231,281.09    | 3,126      | \$73.99            | 9,001            | 2.9                 | \$25.70          |
| X-ray & Lab.....               | \$78,232.78     | 2,474      | \$31.62            | 5,004            | 2.0                 | \$19.63          |
| Nurse Practitioner.....        | \$14,355.42     | 453        | \$31.69            | 1,752            | 3.9                 | \$29.09          |
| Podiatry.....                  | \$4,796.00      | 85         | \$56.42            | 165              | 1.9                 | \$29.60          |
| CRNA Services.....             | \$8,077.59      | 129        | \$62.62            | 7,441            | 57.7                | \$1.09           |
| Rural Health Clinics.....      | \$584,244.91    | 5,555      | \$105.17           | 10,664           | 1.9                 | \$54.79          |
| Case Management.....           | \$6,584.18      | 249        | \$26.64            | 283              | 1.1                 | \$22.72          |
| Fed Qualified Health Care..... | \$92,735.78     | 619        | \$149.82           | 2,202            | 3.6                 | \$42.11          |
| Subtotal.....                  | \$2,218,228.98  | 22,171*    | \$100.05           | 113,871          | 5.1                 | \$19.48          |
| IN-HOME SERVICES               |                 |            |                    |                  |                     |                  |
| Home Health Services.....      | \$7,892.61      | 22         | \$358.76           | 275              | 12.5                | \$28.70          |
| Adult Day Health Care.....     |                 |            |                    |                  |                     |                  |
| Homemaker/Respite Care.....    |                 |            |                    |                  |                     |                  |
| Personal Care.....             | \$7,707.92      | 15         | \$513.86           | 593              | 39.5                | \$13.00          |
| Aids Waiver.....               |                 |            |                    |                  |                     |                  |
| Physical Disabled Waiver.....  |                 |            |                    |                  |                     |                  |
| Independent Living Waiver..... |                 |            |                    |                  |                     |                  |
| Subtotal.....                  | \$15,600.53     | 36*        | \$433.35           | 868              | 24.1                | \$17.97          |
| REHAB AND SPECIALTY SERVICE    |                 |            |                    |                  |                     |                  |
| Audiology Services.....        | \$1,189.50      | 14         | \$84.96            | 22               | 1.6                 | \$54.07          |
| Optometric Services.....       | \$39,210.00     | 791        | \$49.57            | 1,235            | 1.6                 | \$51.75          |
| Durable Medical Equip.....     | \$57,287.32     | 188        | \$304.72           | 484              | 2.6                 | \$118.36         |
| Ambulance Services.....        | \$86,420.43     | 429        | \$201.45           | 10,313           | 24.0                | \$8.58           |
| Rehabilitation Center.....     |                 |            |                    |                  |                     |                  |
| Hospice.....                   |                 |            |                    |                  |                     |                  |
| Non-Emergency Trans.....       | \$92,881.58     | 509        | \$182.48           | 1,921            | 3.8                 | \$48.35          |
| Non-Participating Prov.....    |                 |            |                    |                  |                     |                  |
| Comprehensive Day Rehab.....   |                 |            |                    |                  |                     |                  |
| Diabetes Self-Mgmt Trning..... | \$40.00         | 1          | \$40.00            | 1                | 1.0                 | \$40.00          |
| Subtotal.....                  | \$277,028.83    | 1,881*     | \$147.28           | 13,976           | 7.4                 | \$19.82          |
| BUY-IN PREMIUMS                |                 |            |                    |                  |                     |                  |
| Part-A.....                    |                 |            |                    |                  |                     |                  |
| Part-B.....                    | \$8,650.00      | 178        | \$48.60            |                  |                     |                  |
| Subtotal ***.....              | \$8,650.00      | 178        | \$48.60            |                  |                     |                  |
| MENTAL HEALTH SERVICES         |                 |            |                    |                  |                     |                  |
| Private Home ICF/MR.....       |                 |            |                    |                  |                     |                  |
| MR/DD Waiver.....              | \$25,251.68     | 42         | \$601.23           | 1,888            | 45.0                | \$13.37          |
| Psych Rehab-Private.....       | \$121,512.40    | 296        | \$410.51           | 4,384            | 14.8                | \$27.72          |
| CSTAR-Private.....             | \$461,075.96    | 915        | \$503.91           | 77,755           | 87.2                | \$5.78           |
| Targeted Case management.....  | \$121,611.54    | 303        | \$401.36           | 14,053           | 46.4                | \$8.65           |
| Subtotal.....                  | \$729,451.58    | 1,501*     | \$485.98           | 100,080          | 66.6                | \$7.29           |
| STATE INSTITUTIONS             |                 |            |                    |                  |                     |                  |
| ICF/Mentally Retarded.....     |                 |            |                    |                  |                     |                  |
| Mental Hospital.....           |                 |            |                    |                  |                     |                  |
| Psych Care Under Age 22.....   | \$14,529.66     | 4          | \$3,632.42         | 31               | 7.8                 | \$468.70         |
| Psych Rehab-Public.....        |                 |            |                    |                  |                     |                  |
| CSTAR-Public.....              |                 |            |                    |                  |                     |                  |
| Targeted Case management.....  | \$184,011.00    | 1,157      | \$159.04           | 29,179           | 25.2                | \$6.31           |
| DFS Case Management.....       | \$3,298.09      | 2          | \$1,649.05         | 2                | 1.0                 | \$1,649.05       |
| Subtotal.....                  | \$201,838.75    | 1,162*     | \$173.70           | 29,212           | 25.1                | \$6.91           |
| EPSDT SERVICES                 |                 |            |                    |                  |                     |                  |
| EPSDT Screenings.....          | \$170,060.98    | 2,853      | \$59.61            | 3,265            | 1.1                 | \$52.09          |
| EPSDT Referral Services.....   | \$1,493,008.76  | 14,409     | \$103.82           | 67,276           | 4.7                 | \$22.19          |
| EPSDT Targeted Case Mgmt.....  | \$221.00        | 2          | \$110.50           | 2                | 1.0                 | \$110.50         |
| Subtotal.....                  | \$1,663,290.74  | 15,269*    | \$108.93           | 70,543           | 4.6                 | \$23.58          |
| MANAGED CARE PREMIUMS.....     | \$18,463,345.34 | 155,019*   | \$119.10           |                  |                     |                  |
| =====<br>Total.....            | \$33,052,072.69 | 197,050*   | \$167.73           |                  |                     |                  |

\* Unduplicated totals

\*\*\* Recipients are not added to total.

Table 5. Medical Statistics, October, 2001

ELIGIBILITY CATEGORY: Temporary Assistance Adult - Breakout

Number of eligibles on 09/28/01 - 75,115

Total eligibles enrolled during October - 78,146

|                                    | EXPENDITURES           | RECIPIENTS     | COST PER RECIPIENT | UNITS OF SERVICE | UNITS PER RECIPIENT | COST PER SERVICE |
|------------------------------------|------------------------|----------------|--------------------|------------------|---------------------|------------------|
| <b>NURSING FACILITIES.....</b>     | <b>\$927.77</b>        | <b>2*</b>      | <b>\$463.89</b>    | <b>11</b>        | <b>5.5</b>          | <b>\$84.34</b>   |
| <b>HOSPITALS</b>                   |                        |                |                    |                  |                     |                  |
| Inpatient.....                     | \$1,700,667.37         | 654            | \$2,600.41         | 2,264            | 3.5                 | \$751.18         |
| Outpatient.....                    | \$1,844,535.06         | 6,073          | \$303.73           | 28,925           | 4.8                 | \$63.77          |
| Subtotal.....                      | \$3,545,202.43         | 6,380*         | \$555.67           | 31,189           | 4.8                 | \$113.67         |
| <b>DENTAL SERVICES.....</b>        | <b>\$159,787.83</b>    | <b>823*</b>    | <b>\$194.15</b>    | <b>3,935</b>     | <b>4.8</b>          | <b>\$40.61</b>   |
| <b>PHARMACY.....</b>               | <b>\$1,427,552.99</b>  | <b>11,271*</b> | <b>\$126.66</b>    | <b>35,297</b>    | <b>3.1</b>          | <b>\$40.44</b>   |
| <b>PHYSICIAN RELATED</b>           |                        |                |                    |                  |                     |                  |
| Physician.....                     | \$402,498.03           | 4,885          | \$82.39            | 15,647           | 3.2                 | \$25.72          |
| Clinic.....                        | \$327,201.25           | 5,211          | \$62.79            | 34,688           | 6.7                 | \$9.45           |
| Family Planning.....               | \$211,769.77           | 2,673          | \$79.22            | 8,435            | 3.2                 | \$25.11          |
| X-ray & Lab.....                   | \$63,546.19            | 1,759          | \$36.43            | 3,726            | 2.1                 | \$17.00          |
| Nurse Practitioner.....            | \$12,262.31            | 376            | \$32.61            | 654              | 1.7                 | \$18.75          |
| Podiatry.....                      | \$3,476.50             | 62             | \$56.07            | 111              | 1.8                 | \$31.32          |
| CRNA Services.....                 | \$4,941.94             | 66             | \$74.88            | 4,263            | 64.6                | \$6.16           |
| Rural Health Clinics.....          | \$300,577.98           | 2,409          | \$124.77           | 5,503            | 2.3                 | \$56.68          |
| Case Management.....               | \$5,714.10             | 227            | \$25.17            | 1,255            | 5.5                 | \$22.41          |
| Fed Qualified Health Care.....     | \$60,165.51            | 459            | \$131.08           | 1,038            | 2.3                 | \$57.96          |
| Subtotal.....                      | \$1,391,948.58         | 12,917*        | \$107.76           | 74,120           | 5.7                 | \$18.78          |
| <b>IN-HOME SERVICES</b>            |                        |                |                    |                  |                     |                  |
| Home Health Services.....          | \$7,713.00             | 20             | \$385.65           | 272              | 13.6                | \$28.36          |
| Adult Day Health Care.....         |                        |                |                    |                  |                     |                  |
| Homemaker/Respite Care.....        | \$5,820.02             | 14             | \$415.72           | 438              | 31.3                | \$13.29          |
| Personal Care.....                 |                        |                |                    |                  |                     |                  |
| Aids Waiver.....                   |                        |                |                    |                  |                     |                  |
| Physical Disabled Waiver.....      |                        |                |                    |                  |                     |                  |
| Independent Living Waiver.....     |                        |                |                    |                  |                     |                  |
| Subtotal.....                      | \$13,533.02            | 33*            | \$410.09           | 710              | 21.5                | \$19.06          |
| <b>REHAB AND SPECIALTY SERVICE</b> |                        |                |                    |                  |                     |                  |
| Audiology Services.....            | \$1,114.50             | 4              | \$278.63           | 7                | 1.8                 | \$159.21         |
| Optometric Services.....           | \$15,821.25            | 317            | \$49.91            | 474              | 1.5                 | \$33.58          |
| Durable Medical Equip.....         | \$37,143.38            | 127            | \$292.47           | 351              | 2.8                 | \$112.32         |
| Ambulance Services.....            | \$55,673.43            | 274            | \$203.19           | 6,531            | 23.8                | \$8.52           |
| Rehabilitation Center.....         |                        |                |                    |                  |                     |                  |
| Hospice.....                       |                        |                |                    |                  |                     |                  |
| Non-Emergency Trans.....           | \$34,764.52            | 198            | \$175.58           | 732              | 3.7                 | \$47.49          |
| Non-Participating Prov.....        |                        |                |                    |                  |                     |                  |
| Comprehensive Day Rehab.....       |                        |                |                    |                  |                     |                  |
| Diabetes Self-Mgmt Trning.....     | \$40.00                | 1              | \$40.00            | 1                | 1.0                 | \$40.00          |
| Subtotal.....                      | \$144,557.08           | 887*           | \$162.97           | 8,076            | 9.1                 | \$17.90          |
| <b>BUY-IN PREMIUMS **</b>          |                        |                |                    |                  |                     |                  |
| Part-A.....                        |                        |                |                    |                  |                     |                  |
| Part-B.....                        | \$8,650.00             | 178            | \$48.60            |                  |                     |                  |
| Subtotal ***.....                  | \$8,650.00             | 178            | \$48.60            |                  |                     |                  |
| <b>MENTAL HEALTH SERVICES</b>      |                        |                |                    |                  |                     |                  |
| Private Home ICF/MR.....           | \$1,339.90             | 3              | \$446.63           | 177              | 59.0                | \$7.57           |
| MR/DD Waiver.....                  | \$78,222.32            | 218            | \$358.82           | 2,902            | 13.3                | \$26.95          |
| Psych Rehab-Private.....           | \$352,949.94           | 691            | \$510.78           | 61,729           | 89.3                | \$5.72           |
| CSTAR-Private.....                 | \$8,370.34             | 32             | \$261.57           | 1,083            | 33.8                | \$7.73           |
| Targeted Case management.....      |                        |                |                    |                  |                     |                  |
| Subtotal.....                      | \$440,882.50           | 935*           | \$471.53           | 65,891           | 70.4                | \$6.69           |
| <b>STATE INSTITUTIONS</b>          |                        |                |                    |                  |                     |                  |
| ICF/Mentally Retarded.....         |                        |                |                    |                  |                     |                  |
| Mental Hospital.....               |                        |                |                    |                  |                     |                  |
| Psych Care Under Age 22.....       |                        |                |                    |                  |                     |                  |
| Psych Rehab-Public.....            |                        |                |                    |                  |                     |                  |
| CSTAR-Public.....                  |                        |                |                    |                  |                     |                  |
| Targeted Case management.....      | \$10,116.65            | 58             | \$174.43           | 1,610            | 27.8                | \$6.28           |
| DFS Case Management.....           |                        |                |                    |                  |                     |                  |
| Subtotal.....                      | \$10,116.65            | 58*            | \$174.43           | 1,610            | 27.7                | \$6.28           |
| <b>EPSDT SERVICES</b>              |                        |                |                    |                  |                     |                  |
| EPSDT Screenings.....              | \$1,360.00             | 22             | \$61.82            | 22               | 1.0                 | \$61.82          |
| EPSDT Referral Services.....       | \$47,636.03            | 734            | \$64.90            | 1,616            | 2.2                 | \$29.48          |
| EPSDT Targeted Case Mgmt.....      |                        |                |                    |                  |                     |                  |
| Subtotal.....                      | \$48,996.03            | 746*           | \$65.68            | 1,638            | 2.2                 | \$29.91          |
| <b>MANAGED CARE PREMIUMS.....</b>  | <b>\$6,678,317.24</b>  | <b>50,828*</b> | <b>\$131.39</b>    |                  |                     |                  |
| =====                              |                        |                |                    |                  |                     |                  |
| <b>Total.....</b>                  | <b>\$13,870,472.12</b> | <b>67,909*</b> | <b>\$204.25</b>    |                  |                     |                  |

\* Unduplicated totals

\*\* Temporary Assistance activity for both parent and child are

\*\*\* Recipients are not added to total in parent total.

Table 5. Medical Statistics, October, 2001

ELIGIBILITY CATEGORY: Temporary Assistance Child - Breakout

Number of eligibles on 09/28/01 - 143,237

Total eligibles enrolled during October - 147,556

|                                | EXPENDITURES    | RECIPIENTS | COST PER RECIPIENT | UNITS OF SERVICE | UNITS PER RECIPIENT | COST PER SERVICE |
|--------------------------------|-----------------|------------|--------------------|------------------|---------------------|------------------|
| NURSING FACILITIES.....        | \$5,351.05      | 3*         | \$1,783.68         | 20               | 6.7                 | \$267.55         |
| HOSPITALS                      |                 |            |                    |                  |                     |                  |
| Inpatient.....                 | \$2,378,019.54  | 695        | \$3,421.61         | 2,748            | 4.0                 | \$865.36         |
| Outpatient.....                | \$904,145.92    | 5,189      | \$174.24           | 16,613           | 3.2                 | \$54.42          |
| Subtotal.....                  | \$3,282,165.46  | 5,642*     | \$581.74           | 19,361           | 3.4                 | \$169.52         |
| DENTAL SERVICES.....           | \$62,711.00     | 506*       | \$123.93           | 1,867            | 3.7                 | \$33.59          |
| PHARMACY.....                  | \$990,939.41    | 13,627*    | \$72.72            | 29,677           | 2.2                 | \$33.39          |
| PHYSICIAN RELATED              |                 |            |                    |                  |                     |                  |
| Physician.....                 | \$151,334.76    | 2,069      | \$73.14            | 7,864            | 3.8                 | \$19.24          |
| Clinic.....                    | \$317,087.27    | 4,091      | \$77.51            | 20,165           | 4.9                 | \$12.72          |
| Family Planning.....           | \$19,516.32     | 453        | \$43.08            | 566              | 1.2                 | \$27.46          |
| X-ray & Lab.....               | \$14,886.59     | 735        | \$20.25            | 1,278            | 1.7                 | \$11.69          |
| Nurse Practitioner.....        | \$2,093.11      | 77         | \$27.18            | 98               | 1.3                 | \$11.36          |
| Podiatry.....                  | \$1,319.50      | 25         | \$52.77            | 51               | 2.0                 | \$26.87          |
| CRNA Services.....             | \$3,135.65      | 63         | \$49.77            | 178              | 2.8                 | \$17.89          |
| Rural Health Clinics.....      | \$283,666.93    | 3,146      | \$90.17            | 1,381            | 5.0                 | \$18.91          |
| Case Management.....           | \$670.00        | 22         | \$30.45            | 26               | 1.2                 | \$27.77          |
| Fed Qualified Health Care..... | \$32,570.27     | 160        | \$203.56           | 1,164            | 7.3                 | \$27.98          |
| Subtotal.....                  | \$826,280.40    | 9,254*     | \$89.29            | 39,751           | 4.3                 | \$20.79          |
| IN-HOME SERVICES               |                 |            |                    |                  |                     |                  |
| Home Health Services.....      | \$179.61        | 2          | \$89.81            | 3                | 1.5                 | \$59.87          |
| Adult Day Health Care.....     |                 |            |                    |                  |                     |                  |
| Homemaker/Respite Care.....    |                 |            |                    |                  |                     |                  |
| Personal Care.....             | \$1,887.90      | 1          | \$1,887.90         | 155              | 155.0               | \$12.18          |
| Aids Waiver.....               |                 |            |                    |                  |                     |                  |
| Physical Disabled Waiver.....  |                 |            |                    |                  |                     |                  |
| Independent Living Waiver..... |                 |            |                    |                  |                     |                  |
| Subtotal.....                  | \$2,067.51      | 3*         | \$689.17           | 158              | 52.6                | \$13.09          |
| REHAB AND SPECIALTY SERVICE    |                 |            |                    |                  |                     |                  |
| Audiology Services.....        | \$75.00         | 10         | \$7.50             | 15               | 1.5                 | \$5.00           |
| Optometric Services.....       | \$23,388.75     | 474        | \$49.34            | 761              | 1.6                 | \$30.73          |
| Durable Medical Equip.....     | \$20,143.94     | 61         | \$330.39           | 183              | 3.0                 | \$11.66          |
| Ambulance Services.....        | \$30,747.00     | 155        | \$198.37           | 3,782            | 24.4                | \$8.13           |
| Rehabilitation Center.....     |                 |            |                    |                  |                     |                  |
| Hospice.....                   |                 |            |                    |                  |                     |                  |
| Non-Emergency Trans.....       | \$58,117.06     | 311        | \$186.87           | 1,189            | 3.8                 | \$48.88          |
| Non-Participating Prov.....    |                 |            |                    |                  |                     |                  |
| Comprehensive Day Rehab.....   |                 |            |                    |                  |                     |                  |
| Diabetes Self-Mgmt Trning..... |                 |            |                    |                  |                     |                  |
| Subtotal.....                  | \$132,471.75    | 994*       | \$133.27           | 5,900            | 5.9                 | \$22.45          |
| BUY-IN PREMIUMS **             |                 |            |                    |                  |                     |                  |
| Part-A.....                    |                 |            |                    |                  |                     |                  |
| Part-B.....                    |                 |            |                    |                  |                     |                  |
| Subtotal ***.....              |                 |            |                    |                  |                     |                  |
| MENTAL HEALTH SERVICES         |                 |            |                    |                  |                     |                  |
| Private Home ICF/MR.....       |                 |            |                    |                  |                     |                  |
| MR/DD Waiver.....              | \$23,911.78     | 39         | \$613.12           | 1,711            | 43.9                | \$13.98          |
| Psych Rehab-Private.....       | \$43,290.08     | 78         | \$555.00           | 1,482            | 19.0                | \$29.21          |
| CSTAR-Private.....             | \$108,126.02    | 224        | \$482.71           | 18,026           | 80.5                | \$6.00           |
| Targeted Case management.....  | \$113,241.20    | 271        | \$417.86           | 12,970           | 47.9                | \$8.73           |
| Subtotal.....                  | \$288,569.08    | 566*       | \$509.84           | 34,189           | 60.4                | \$8.44           |
| STATE INSTITUTIONS             |                 |            |                    |                  |                     |                  |
| ICF/Mentally Retarded.....     |                 |            |                    |                  |                     |                  |
| Mental Hospital.....           |                 |            |                    |                  |                     |                  |
| Psych Care Under Age 22.....   | \$14,529.66     | 4          | \$3,632.42         | 31               | 7.8                 | \$468.70         |
| Psych Rehab-Public.....        |                 |            |                    |                  |                     |                  |
| CSTAR-Public.....              |                 |            |                    |                  |                     |                  |
| Targeted Case management.....  | \$173,894.35    | 1,099      | \$158.23           | 27,569           | 25.1                | \$6.31           |
| DFS Case Management.....       | \$3,298.09      | 2          | \$1,649.05         | 2                | 1.0                 | \$1,649.05       |
| Subtotal.....                  | \$191,722.10    | 1,104*     | \$173.66           | 27,602           | 25.0                | \$6.95           |
| EPSDT SERVICES                 |                 |            |                    |                  |                     |                  |
| EPSDT Screenings.....          | \$168,700.98    | 2,831      | \$59.59            | 3,243            | 1.1                 | \$52.02          |
| EPSDT Referral Services.....   | \$1,445,472.73  | 13,675     | \$105.69           | 65,660           | 4.8                 | \$22.01          |
| EPSDT Targeted Case Mgmt.....  | \$221.00        | 2          | \$110.50           | 2                | 1.0                 | \$110.50         |
| Subtotal.....                  | \$1,614,294.71  | 14,523*    | \$111.15           | 68,905           | 4.7                 | \$23.43          |
| MANAGED CARE PREMIUMS.....     | \$11,785,028.10 | 104,191*   | \$113.11           |                  |                     |                  |
| =====<br>Total.....            | \$19,181,600.57 | 129,141*   | \$148.53           |                  |                     |                  |

\* Unduplicated totals  
\*\* Temporary Assistance activity for both parent and child are in parent total.  
\*\*\* Recipients are not added to total.

Table 5. Medical Statistics, October, 2001

ELIGIBILITY CATEGORY: Permanently and Totally Disabled

Number of eligibles on 09/28/01 - 112,802

Total eligibles enrolled during October - 120,543

|                                    | EXPENDITURES     | RECIPIENTS | COST PER RECIPIENT | UNITS OF SERVICE | UNITS PER RECIPIENT | COST PER SERVICE |
|------------------------------------|------------------|------------|--------------------|------------------|---------------------|------------------|
| <b>NURSING FACILITIES</b> .....    | \$9,691,663.48   | 3,624*     | \$2,674.30         | 112,431          | 31.0                | \$86.20          |
| <b>HOSPITALS</b>                   |                  |            |                    |                  |                     |                  |
| Inpatient.....                     | \$19,223,479.69  | 5,206      | \$3,692.56         | 24,493           | 4.7                 | \$784.86         |
| Outpatient.....                    | \$10,350,152.46  | 30,207     | \$342.64           | 134,265          | 4.4                 | \$77.09          |
| Subtotal.....                      | \$29,573,632.15  | 32,581*    | \$907.70           | 158,758          | 4.8                 | \$186.28         |
| <b>DENTAL SERVICES</b> .....       | \$701,002.31     | 4,511*     | \$155.40           | 16,150           | 3.6                 | \$43.41          |
| <b>PHARMACY</b> .....              | \$34,515,683.23  | 86,702*    | \$398.10           | 549,440          | 6.3                 | \$62.82          |
| <b>PHYSICIAN RELATED</b>           |                  |            |                    |                  |                     |                  |
| Physician.....                     | \$2,008,121.66   | 28,766     | \$69.81            | 108,576          | 3.8                 | \$18.50          |
| Clinic.....                        | \$3,147,560.75   | 33,731     | \$93.31            | 217,470          | 6.4                 | \$14.47          |
| Family Planning.....               | \$128,876.78     | 2,675      | \$48.18            | 4,301            | 1.6                 | \$29.96          |
| X-ray & Lab.....                   | \$353,834.16     | 9,330      | \$37.92            | 25,536           | 2.7                 | \$13.86          |
| Nurse Practitioner.....            | \$38,273.40      | 1,352      | \$28.31            | 2,064            | 1.5                 | \$18.54          |
| Podiatry.....                      | \$61,363.25      | 2,089      | \$29.37            | 3,461            | 1.7                 | \$17.73          |
| CRNA Services.....                 | \$14,328.85      | 263        | \$56.74            | 15,705           | 59.7                | \$9.95           |
| Rural Health Clinics.....          | \$650,258.37     | 6,656      | \$97.69            | 14,518           | 2.2                 | \$44.79          |
| Case Management.....               | \$1,224.34       | 36         | \$34.01            | 41               | 1.1                 | \$29.86          |
| Fed Qualified Health Care..        | \$493,960.97     | 2,869      | \$172.17           | 12,497           | 4.4                 | \$39.53          |
| Subtotal.....                      | \$6,898,376.53   | 62,127*    | \$111.04           | 404,169          | 6.5                 | \$17.07          |
| <b>IN-HOME SERVICES</b>            |                  |            |                    |                  |                     |                  |
| Home Health Services.....          | \$326,275.34     | 660        | \$494.36           | 28,302           | 42.9                | \$11.53          |
| Adult Day Health Care.....         | \$376,567.91     | 483        | \$779.64           | 8,728            | 18.1                | \$43.14          |
| Homemaker/Respite Care....         | \$451,164.69     | 1,203      | \$375.03           | 38,533           | 32.0                | \$11.71          |
| Personal Care.....                 | \$7,798,689.43   | 12,328     | \$632.60           | 574,736          | 46.6                | \$13.57          |
| Aids Waiver.....                   | \$23,864.41      | 8          | \$2,983.05         | 1,747            | 218.4               | \$13.66          |
| Physical Disabled Waiver....       | \$166,963.43     | 18         | \$9,275.75         | 6,588            | 366.0               | \$25.34          |
| Independent Living Waiver..        | \$206,845.99     | 197        | \$1,049.98         | 16,597           | 84.2                | \$12.46          |
| Subtotal.....                      | \$9,350,371.20   | 13,382*    | \$698.73           | 675,231          | 50.4                | \$13.85          |
| <b>REHAB AND SPECIALTY SERVICE</b> |                  |            |                    |                  |                     |                  |
| Audiology Services.....            | \$26,785.51      | 93         | \$288.02           | 163              | 1.8                 | \$164.33         |
| Optometric Services.....           | \$138,991.36     | 2,792      | \$49.78            | 4,337            | 1.6                 | \$32.05          |
| Durable Medical Equip.....         | \$1,024,551.24   | 6,780      | \$151.11           | 15,018           | 2.2                 | \$68.22          |
| Ambulance Services.....            | \$484,137.30     | 3,117      | \$155.32           | 49,263           | 15.8                | \$9.83           |
| Rehabilitation Center.....         | \$6,117.04       | 48         | \$127.44           | 70               | 1.5                 | \$87.39          |
| Hospice.....                       | \$253,905.91     | 106        | \$2,395.34         | 2,724            | 25.7                | \$93.21          |
| Non-emergency Trans.....           | \$1,380,627.21   | 5,303      | \$260.35           | 30,396           | 5.7                 | \$45.42          |
| Non-Participating Prov.....        | \$23,078.72      | 278        | \$83.02            | 759              | 2.7                 | \$30.41          |
| Comprehensive Day Rehab....        | \$24,760.00      | 16         | \$1,547.50         | 230              | 14.4                | \$107.65         |
| Diabetes Self-Mgmt Trng....        | \$90.00          | 2          | \$45.00            | 3                | 1.5                 | \$30.00          |
| Subtotal.....                      | \$3,363,044.29   | 16,677*    | \$201.66           | 102,963          | 6.1                 | \$32.66          |
| <b>BUY-IN PREMIUMS</b>             |                  |            |                    |                  |                     |                  |
| Part-A.....                        | \$11,760.00      | 38         | \$309.47           |                  |                     |                  |
| Part-B.....                        | \$2,089,502.80   | 40,243     | \$51.92            |                  |                     |                  |
| Subtotal ***.....                  | \$2,101,262.80   | 40,281     | \$52.17            |                  |                     |                  |
| <b>MENTAL HEALTH SERVICES</b>      |                  |            |                    |                  |                     |                  |
| Private Home ICF/MR.....           | \$378,607.52     | 75         | \$5,048.10         | 2,440            | 32.5                | \$155.17         |
| MR/DD Waiver.....                  | \$18,128,925.68  | 6,214      | \$2,917.43         | 1,129,507        | 181.8               | \$16.05          |
| Psych Rehab-Private.....           | \$4,016,264.59   | 7,455      | \$538.73           | 221,133          | 29.7                | \$18.16          |
| CSTAR-Private.....                 | \$435,595.26     | 680        | \$640.58           | 80,111           | 117.8               | \$5.44           |
| Targeted Case management..         | \$184,639.44     | 1,089      | \$169.55           | 23,556           | 21.6                | \$7.84           |
| Subtotal.....                      | \$23,144,032.49  | 14,762*    | \$1,567.81         | 1,456,747        | 98.6                | \$15.89          |
| <b>STATE INSTITUTIONS</b>          |                  |            |                    |                  |                     |                  |
| ICF/Mentally Retarded.....         | \$8,266.07       | 5          | \$1,653.21         | 35               | 7.0                 | \$236.17         |
| Mental Hospital.....               | \$65,804.19      | 65         | \$1,012.37         | 191              | 2.9                 | \$344.52         |
| Psych Care Under Age 22...         | \$6,015.52       | 8          | \$751.94           | 1,456            | 182.0               | \$4.13           |
| CSTAR-Public.....                  | \$2,085,396.08   | 9,952      | \$209.55           | 331,655          | 33.3                | \$6.29           |
| Targeted Case management..         | \$5,578.02       | 2          | \$2,789.01         | 2                | 1.0                 | \$2,789.01       |
| Subtotal.....                      | \$2,171,059.88   | 10,025*    | \$216.56           | 333,339          | 33.2                | \$6.51           |
| <b>EPSDT SERVICES</b>              |                  |            |                    |                  |                     |                  |
| EPSDT Screenings.....              | \$8,108.03       | 119        | \$68.13            | 120              | 1.0                 | \$67.57          |
| EPSDT Referral Services....        | \$1,205,303.43   | 2,244      | \$537.12           | 51,927           | 23.1                | \$23.21          |
| EPSDT Targeted Case Mgmt..         | \$110.00         | 1          | \$110.00           | 1                | 1.0                 | \$110.00         |
| Subtotal.....                      | \$1,213,521.46   | 2,285*     | \$531.08           | 52,048           | 22.7                | \$23.32          |
| <b>MANAGED CARE PREMIUMS</b> ..... |                  | *          |                    |                  |                     |                  |
| Total.....                         | \$122,723,649.82 | 104,531*   | \$1,174.04         |                  |                     |                  |

\* Unduplicated totals

\*\*\* Recipients are not added to total.



Table 5. Medical Statistics, October, 2001

ELIGIBILITY CATEGORY: Aid to the Blind

Number of eligibles on 09/28/01 - 952

Total eligibles enrolled during October - 955

|                                    | EXPENDITURES        | RECIPIENTS  | COST PER RECIPIENT | UNITS OF SERVICE | UNITS PER RECIPIENT | COST PER SERVICE |
|------------------------------------|---------------------|-------------|--------------------|------------------|---------------------|------------------|
| <b>NURSING FACILITIES.....</b>     | \$98,260.12         | 36*         | \$2,729.45         | 1,166            | 32.4                | \$84.27          |
| <b>HOSPITALS</b>                   |                     |             |                    |                  |                     |                  |
| Inpatient.....                     | \$34,653.40         | 21          | \$1,650.16         | 53               | 2.5                 | \$653.84         |
| Outpatient.....                    | \$29,795.35         | 169         | \$176.30           | 446              | 2.6                 | \$66.81          |
| Subtotal.....                      | \$64,448.75         | 186*        | \$346.50           | 499              | 2.6                 | \$129.16         |
| <b>DENTAL SERVICES.....</b>        | \$3,639.85          | 25*         | \$145.59           | 75               | 3.0                 | \$48.53          |
| <b>PHARMACY.....</b>               | \$197,349.61        | 702*        | \$281.12           | 4,324            | 6.2                 | \$45.64          |
| <b>PHYSICIAN RELATED</b>           |                     |             |                    |                  |                     |                  |
| Physician.....                     | \$11,107.83         | 185         | \$60.04            | 466              | 2.5                 | \$23.84          |
| Clinic.....                        | \$30,042.71         | 237         | \$126.76           | 911              | 3.8                 | \$32.98          |
| Family Planning.....               | \$877.92            | 11          | \$79.81            | 12               | 1.1                 | \$73.16          |
| X-ray & Lab.....                   | \$1,329.07          | 54          | \$24.61            | 129              | 2.4                 | \$10.30          |
| Nurse Practitioner.....            | \$71.12             | 2           | \$35.56            | 3                | 1.5                 | \$23.71          |
| Podiatry.....                      | \$718.82            | 22          | \$32.67            | 38               | 1.7                 | \$18.92          |
| CRNA Services.....                 |                     |             |                    |                  |                     |                  |
| Rural Health Clinics.....          | \$1,423.11          | 47          | \$30.28            | 68               | 1.4                 | \$20.93          |
| Case Management.....               |                     |             |                    |                  |                     |                  |
| Fed Qualified Health Care.....     | \$1,466.92          | 13          | \$112.84           | 36               | 2.8                 | \$40.75          |
| Subtotal.....                      | \$47,037.50         | 432*        | \$108.88           | 1,663            | 3.8                 | \$28.28          |
| <b>IN-HOME SERVICES</b>            |                     |             |                    |                  |                     |                  |
| Home Health Services.....          | \$2,765.00          | 8           | \$345.63           | 247              | 30.9                | \$11.19          |
| Adult Day Health Care.....         | \$5,996.85          | 8           | \$749.61           | 133              | 16.6                | \$45.09          |
| Homemaker/Respite Care.....        | \$77,113.21         | 157         | \$491.17           | 6,885            | 43.9                | \$11.20          |
| Personal Care.....                 | \$201,352.81        | 276         | \$729.54           | 14,348           | 52.0                | \$14.03          |
| Aids Waiver.....                   |                     |             |                    |                  |                     |                  |
| Physical Disabled Waiver..         | \$5,600.00          | 1           | \$5,600.00         | 224              | 224.0               | \$25.00          |
| Independent Living Waiver..        | \$891.70            | 2           | \$445.85           | 66               | 33.0                | \$13.51          |
| Subtotal.....                      | \$293,719.57        | 309*        | \$950.55           | 21,903           | 70.8                | \$13.41          |
| <b>REHAB AND SPECIALTY SERVICE</b> |                     |             |                    |                  |                     |                  |
| Audiology Services.....            | \$544.50            | 1           | \$544.50           | 3                | 3.0                 | \$181.50         |
| Optometric Services.....           | \$584.89            | 15          | \$38.99            | 21               | 1.4                 | \$27.85          |
| Durable Medical Equip.....         | \$7,685.16          | 92          | \$83.53            | 162              | 1.8                 | \$47.44          |
| Ambulance Services.....            | \$3,044.54          | 32          | \$95.14            | 360              | 11.3                | \$8.46           |
| Rehabilitation Center.....         | \$88.61             | 1           | \$88.61            | 1                | 1.0                 | \$88.61          |
| Hospice.....                       |                     |             |                    |                  |                     |                  |
| Non-Emergency Trans.....           | \$15,086.81         | 43          | \$350.86           | 315              | 7.3                 | \$47.89          |
| Non-Participating Prov.....        | \$90.43             | 2           | \$45.22            | 4                | 2.0                 | \$22.61          |
| Comprehensive Day Rehab..          |                     |             |                    |                  |                     |                  |
| Diabetes Self-Mgmt Trning..        |                     |             |                    |                  |                     |                  |
| Subtotal.....                      | \$27,124.94         | 163*        | \$166.41           | 866              | 5.3                 | \$31.32          |
| <b>BUY-IN PREMIUMS</b>             |                     |             |                    |                  |                     |                  |
| Part-A.....                        | \$1,200.00          | 4           | \$300.00           |                  |                     |                  |
| Part-B.....                        | \$32,900.00         | 670         | \$49.10            |                  |                     |                  |
| Subtotal ***.....                  | \$34,100.00         | 674         | \$50.59            |                  |                     |                  |
| <b>MENTAL HEALTH SERVICES</b>      |                     |             |                    |                  |                     |                  |
| Private Home ICF/MR.....           |                     |             |                    |                  |                     |                  |
| MR/DD Waiver.....                  | \$28,774.94         | 20          | \$1,438.75         | 4,233            | 211.7               | \$6.80           |
| Psych Rehab-Private.....           | \$8,568.45          | 14          | \$612.03           | 411              | 29.4                | \$20.85          |
| CSTAR-Private.....                 | \$2,990.42          | 3           | \$996.81           | 566              | 188.7               | \$5.28           |
| Targeted Case management..         |                     |             |                    |                  |                     |                  |
| Subtotal.....                      | \$40,333.81         | 35*         | \$1,152.39         | 5,210            | 148.8               | \$7.74           |
| <b>STATE INSTITUTIONS</b>          |                     |             |                    |                  |                     |                  |
| ICF/Mentally Retarded.....         |                     |             |                    |                  |                     |                  |
| Mental Hospital.....               |                     |             |                    |                  |                     |                  |
| Psych Care Under Age 22...         |                     |             |                    |                  |                     |                  |
| Psych Rehab-Public.....            |                     |             |                    |                  |                     |                  |
| CSTAR-Public.....                  |                     |             |                    |                  |                     |                  |
| Targeted Case management..         | \$9,127.65          | 37          | \$246.69           | 1,458            | 39.4                | \$6.26           |
| DFS Case Management.....           |                     |             |                    |                  |                     |                  |
| Subtotal.....                      | \$9,127.65          | 37*         | \$246.69           | 1,458            | 39.4                | \$6.26           |
| <b>EPSDT SERVICES</b>              |                     |             |                    |                  |                     |                  |
| EPSDT Screenings.....              |                     |             |                    |                  |                     |                  |
| EPSDT Referral Services...         | \$239.42            | 2           | \$119.71           | 63               | 31.5                | \$3.80           |
| EPSDT Targeted Case Mgmt..         |                     |             |                    |                  |                     |                  |
| Subtotal.....                      | \$239.42            | 2*          | \$119.71           | 63               | 31.5                | \$3.80           |
| <b>MANAGED CARE PREMIUMS.....</b>  |                     | *           |                    |                  |                     |                  |
| =====                              |                     |             |                    |                  |                     |                  |
| <b>Total.....</b>                  | <b>\$815,381.22</b> | <b>837*</b> | <b>\$974.17</b>    |                  |                     |                  |

\* Unduplicated totals

\*\*\* Recipients are not added to total.

Table 5. Medical Statistics, October, 2001

ELIGIBILITY CATEGORY: General Relief

Number of eligibles on 09/28/01 - 2,361

Total eligibles enrolled during October - 2,610

|                                    | EXPENDITURES | RECIPIENTS | COST PER RECIPIENT | UNITS OF SERVICE | UNITS PER RECIPIENT | COST PER SERVICE |
|------------------------------------|--------------|------------|--------------------|------------------|---------------------|------------------|
| <b>NURSING FACILITIES.....</b>     |              |            |                    |                  |                     |                  |
| <b>HOSPITALS</b>                   |              |            |                    |                  |                     |                  |
| Inpatient.....                     | \$70,638.48  | 126        | \$560.62           | 550              | 4.4                 | \$128.43         |
| Outpatient.....                    | \$106,600.06 | 786        | \$135.62           | 4,770            | 6.1                 | \$22.35          |
| Subtotal.....                      | \$177,238.54 | 825*       | \$214.83           | 5,320            | 6.4                 | \$33.32          |
| DENTAL SERVICES.....               | \$373.25     | 10*        | \$37.33            | 19               | 1.9                 | \$19.64          |
| PHARMACY.....                      | \$273,046.40 | 1,221*     | \$223.63           | 5,422            | 4.4                 | \$50.36          |
| <b>PHYSICIAN RELATED</b>           |              |            |                    |                  |                     |                  |
| Physician.....                     | \$56,914.86  | 547        | \$104.05           | 3,402            | 6.2                 | \$16.73          |
| Clinic.....                        | \$69,546.98  | 735        | \$94.62            | 10,004           | 13.6                | \$6.95           |
| Family Planning.....               | \$1,461.78   | 34         | \$42.99            | 50               | 1.5                 | \$29.24          |
| X-ray & Lab.....                   | \$8,447.53   | 188        | \$44.93            | 549              | 2.9                 | \$15.39          |
| Nurse Practitioner.....            | \$763.00     | 21         | \$36.33            | 34               | 1.6                 | \$22.44          |
| Podiatry.....                      |              |            |                    |                  |                     |                  |
| CRNA Services.....                 | \$223.71     | 5          | \$44.74            | 290              | 58.0                | \$ .77           |
| Rural Health Clinics.....          | \$16,277.36  | 123        | \$132.34           | 278              | 2.3                 | \$58.55          |
| Case Management.....               | \$50.00      | 1          | \$50.00            | 1                | 1.0                 | \$50.00          |
| Fed Qualified Health Care.....     | \$10,141.83  | 61         | \$166.26           | 202              | 3.3                 | \$50.21          |
| Subtotal.....                      | \$163,807.05 | 1,260*     | \$130.01           | 14,810           | 11.7                | \$11.06          |
| <b>IN-HOME SERVICES</b>            |              |            |                    |                  |                     |                  |
| Home Health Services.....          | \$8,906.15   | 11         | \$809.65           | 669              | 60.8                | \$13.31          |
| Adult Day Health Care.....         |              |            |                    |                  |                     |                  |
| Homemaker/Respite Care.....        |              |            |                    |                  |                     |                  |
| Personal Care.....                 |              |            |                    |                  |                     |                  |
| Aids Waiver.....                   |              |            |                    |                  |                     |                  |
| Physical Disabled Waiver.....      |              |            |                    |                  |                     |                  |
| Independent Living Waiver.....     |              |            |                    |                  |                     |                  |
| Subtotal.....                      | \$8,906.15   | 11*        | \$809.65           | 669              | 60.8                | \$13.31          |
| <b>REHAB AND SPECIALTY SERVICE</b> |              |            |                    |                  |                     |                  |
| Audiology Services.....            |              |            |                    |                  |                     |                  |
| Optometric Services.....           | \$36.00      | 1          | \$36.00            | 1                | 1.0                 | \$36.00          |
| Durable Medical Equip.....         | \$6,262.33   | 39         | \$160.57           | 95               | 2.4                 | \$65.92          |
| Ambulance Services.....            | \$10,539.96  | 57         | \$184.91           | 1,166            | 20.5                | \$9.04           |
| Rehabilitation Center.....         |              |            |                    |                  |                     |                  |
| Hospice.....                       |              |            |                    |                  |                     |                  |
| Non-Emergency Trans.....           |              |            |                    |                  |                     |                  |
| Non-Participating Prov.....        |              |            |                    |                  |                     |                  |
| Comprehensive Day Rehab.....       |              |            |                    |                  |                     |                  |
| Diabetes Self-Mgmt Trning.....     | \$20.00      | 1          | \$20.00            | 1                | 1.0                 | \$20.00          |
| Subtotal.....                      | \$16,858.29  | 97*        | \$173.80           | 1,263            | 13.0                | \$13.35          |
| <b>BUY-IN PREMIUMS</b>             |              |            |                    |                  |                     |                  |
| Part-A.....                        | \$660.00CR   | 1          | \$660.00CR         |                  |                     |                  |
| Part-B.....                        | \$341,670.90 | 6,274      | \$54.46            |                  |                     |                  |
| Subtotal ***.....                  | \$341,010.90 | 6,275      | \$54.34            |                  |                     |                  |
| <b>MENTAL HEALTH SERVICES</b>      |              |            |                    |                  |                     |                  |
| Private Home ICF/MR.....           |              |            |                    |                  |                     |                  |
| MR/DD Waiver.....                  |              |            |                    |                  |                     |                  |
| Psych Rehab-Private.....           |              |            |                    |                  |                     |                  |
| CSTAR-Private.....                 |              |            |                    |                  |                     |                  |
| Targeted Case management.....      |              |            |                    |                  |                     |                  |
| Subtotal.....                      |              |            |                    |                  |                     |                  |
| <b>STATE INSTITUTIONS</b>          |              |            |                    |                  |                     |                  |
| ICF/Mentally Retarded.....         |              |            |                    |                  |                     |                  |
| Mental Hospital.....               |              |            |                    |                  |                     |                  |
| Psych Care Under Age 22.....       |              |            |                    |                  |                     |                  |
| Psych Rehab-Public.....            |              |            |                    |                  |                     |                  |
| CSTAR-Public.....                  |              |            |                    |                  |                     |                  |
| Targeted Case management.....      |              |            |                    |                  |                     |                  |
| DFS Case Management.....           |              |            |                    |                  |                     |                  |
| Subtotal.....                      |              |            |                    |                  |                     |                  |
| <b>EPSDT SERVICES</b>              |              |            |                    |                  |                     |                  |
| EPSDT Screenings.....              |              |            |                    |                  |                     |                  |
| EPSDT Referral Services.....       | \$2,404.54   | 38         | \$63.28            | 95               | 2.5                 | \$25.31          |
| EPSDT Targeted Case Mgmt.....      |              |            |                    |                  |                     |                  |
| Subtotal.....                      | \$2,404.54   | 38*        | \$63.28            | 95               | 2.5                 | \$25.31          |
| <b>MANAGED CARE PREMIUMS.....</b>  |              |            |                    |                  |                     |                  |
|                                    |              | *          |                    |                  |                     |                  |
| =====                              |              |            |                    |                  |                     |                  |
| Total.....                         | \$983,645.12 | 1,827*     | \$538.39           |                  |                     |                  |

\* Unduplicated totals

\*\*\* Recipients are not added to total.

Table 5. Medical Statistics, October, 2001

ELIGIBILITY CATEGORY: Unborn Child

Number of eligibles on 09/28/01 - 2,341

Total eligibles enrolled during October - 2,838

|                                    | EXPENDITURES | RECIPIENTS | COST PER RECIPIENT | UNITS OF SERVICE | UNITS PER RECIPIENT | COST PER SERVICE |
|------------------------------------|--------------|------------|--------------------|------------------|---------------------|------------------|
| <b>NURSING FACILITIES.....</b>     |              |            |                    |                  |                     |                  |
| <b>HOSPITALS</b>                   |              |            |                    |                  |                     |                  |
| Inpatient.....                     | \$248,569.27 | 133        | \$1,868.94         | 352              | 2.6                 | \$706.16         |
| Outpatient.....                    | \$114,928.20 | 562        | \$204.50           | 2,960            | 5.3                 | \$38.83          |
| Subtotal.....                      | \$363,497.47 | 628*       | \$578.82           | 3,312            | 5.2                 | \$109.75         |
| DENTAL SERVICES.....               | \$2,507.75   | 12*        | \$208.98           | 62               | 5.2                 | \$40.45          |
| PHARMACY.....                      | \$21,756.86  | 449*       | \$48.46            | 955              | 2.1                 | \$22.78          |
| <b>PHYSICIAN RELATED</b>           |              |            |                    |                  |                     |                  |
| Physician.....                     | \$63,771.57  | 274        | \$232.74           | 574              | 2.1                 | \$111.10         |
| Clinic.....                        | \$57,073.01  | 454        | \$131.50           | 3,598            | 8.3                 | \$15.86          |
| Family Planning.....               | \$8,369.18   | 69         | \$121.29           | 301              | 4.4                 | \$27.80          |
| X-ray & Lab.....                   | \$9,616.36   | 233        | \$41.27            | 656              | 2.8                 | \$14.66          |
| Nurse Practitioner.....            | \$79.00      | 4          | \$19.75            | 4                | 1.0                 | \$19.75          |
| Podiatry.....                      | \$31.50      | 1          | \$31.50            | 1                | 1.0                 | \$31.50          |
| CRNA Services.....                 | \$366.77     | 4          | \$91.69            | 100              | 25.0                | \$3.67           |
| Rural Health Clinics.....          | \$8,972.30   | 64         | \$140.19           | 154              | 2.4                 | \$58.26          |
| Case Management.....               | \$2,590.93   | 111        | \$23.34            | 121              | 1.1                 | \$21.41          |
| Fed Qualified Health Care.....     | \$8,365.16   | 47         | \$177.98           | 120              | 2.6                 | \$69.71          |
| Subtotal.....                      | \$159,235.78 | 869*       | \$183.24           | 5,629            | 6.4                 | \$28.29          |
| <b>IN-HOME SERVICES</b>            |              |            |                    |                  |                     |                  |
| Home Health Services.....          | \$162.75     | 2          | \$81.38            | 3                | 1.5                 | \$54.25          |
| Adult Day Health Care.....         |              |            |                    |                  |                     |                  |
| Homemaker/Respite Care.....        |              |            |                    |                  |                     |                  |
| Personal Care.....                 |              |            |                    |                  |                     |                  |
| Aids Waiver.....                   |              |            |                    |                  |                     |                  |
| Physical Disabled Waiver.....      |              |            |                    |                  |                     |                  |
| Independent Living Waiver.....     |              |            |                    |                  |                     |                  |
| Subtotal.....                      | \$162.75     | 2*         | \$81.38            | 3                | 1.5                 | \$54.25          |
| <b>REHAB AND SPECIALTY SERVICE</b> |              |            |                    |                  |                     |                  |
| Audiology Services.....            |              |            |                    |                  |                     |                  |
| Optometric Services.....           | \$260.50     | 7          | \$37.21            | 7                | 1.0                 | \$37.21          |
| Durable Medical Equip.....         | \$694.02     | 4          | \$173.51           | 20               | 5.0                 | \$34.70          |
| Ambulance Services.....            | \$3,620.00   | 15         | \$241.33           | 708              | 47.2                | \$5.11           |
| Rehabilitation Center.....         |              |            |                    |                  |                     |                  |
| Hospice.....                       |              |            |                    |                  |                     |                  |
| Non-Emergency Trans.....           | \$2,992.08   | 18         | \$166.23           | 67               | 3.7                 | \$44.66          |
| Non-Participating Prov.....        |              |            |                    |                  |                     |                  |
| Comprehensive Day Rehab.....       |              |            |                    |                  |                     |                  |
| Diabetes Self-Mgmt Trning.....     |              |            |                    |                  |                     |                  |
| Subtotal.....                      | \$7,566.60   | 42*        | \$180.16           | 802              | 19.1                | \$9.43           |
| <b>BUY-IN PREMIUMS</b>             |              |            |                    |                  |                     |                  |
| Part-A.....                        |              |            |                    |                  |                     |                  |
| Part-B.....                        |              |            |                    |                  |                     |                  |
| Subtotal ***.....                  |              |            |                    |                  |                     |                  |
| <b>MENTAL HEALTH SERVICES</b>      |              |            |                    |                  |                     |                  |
| Private Home ICF/MR.....           |              |            |                    |                  |                     |                  |
| MR/DD Waiver.....                  |              |            |                    |                  |                     |                  |
| Psych Rehab-Private.....           | \$632.35     | 4          | \$158.09           | 31               | 7.8                 | \$20.40          |
| CSTAR-Private.....                 | \$29,290.41  | 42         | \$697.39           | 5,260            | 125.2               | \$5.57           |
| Targeted Case management.....      |              |            |                    |                  |                     |                  |
| Subtotal.....                      | \$29,922.76  | 46*        | \$650.49           | 5,291            | 115.0               | \$5.66           |
| <b>STATE INSTITUTIONS</b>          |              |            |                    |                  |                     |                  |
| ICF/Mentally Retarded.....         |              |            |                    |                  |                     |                  |
| Mental Hospital.....               |              |            |                    |                  |                     |                  |
| Psych Care Under Age 22.....       |              |            |                    |                  |                     |                  |
| Psych Rehab-Public.....            |              |            |                    |                  |                     |                  |
| CSTAR-Public.....                  |              |            |                    |                  |                     |                  |
| Targeted Case management.....      | \$57.24      | 1          | \$57.24            | 9                | 9.0                 | \$6.36           |
| DFS Case Management.....           |              |            |                    |                  |                     |                  |
| Subtotal.....                      | \$57.24      | 1*         | \$57.24            | 9                | 9.0                 | \$6.36           |
| <b>EPSDT SERVICES</b>              |              |            |                    |                  |                     |                  |
| EPSDT Screenings.....              | \$120.00     | 2          | \$60.00            | 2                | 1.0                 | \$60.00          |
| EPSDT Referral Services.....       | \$11,197.33  | 145        | \$77.22            | 500              | 3.4                 | \$22.39          |
| EPSDT Targeted Case Mgmt.....      |              |            |                    |                  |                     |                  |
| Subtotal.....                      | \$11,317.33  | 147*       | \$76.99            | 502              | 3.4                 | \$22.54          |
| MANAGED CARE PREMIUMS.....         | \$136,547.69 | 1,325*     | \$103.05           |                  |                     |                  |
| =====                              |              |            |                    |                  |                     |                  |
| Total.....                         | \$732,572.23 | 2,330*     | \$314.41           |                  |                     |                  |

\* Unduplicated totals

\*\*\* Recipients are not added to total.

Table 5. Medical Statistics, October, 2001

ELIGIBILITY CATEGORY: Blind Pension

Number of eligibles on 09/28/01 - 2,777

Total eligibles enrolled during October - 2,810

|                                    | EXPENDITURES   | RECIPIENTS | COST PER RECIPIENT | UNITS OF SERVICE | UNITS PER RECIPIENT | COST PER SERVICE |
|------------------------------------|----------------|------------|--------------------|------------------|---------------------|------------------|
| <b>NURSING FACILITIES</b> .....    | \$360,499.36   | 144*       | \$2,503.47         | 4,477            | 31.1                | \$80.52          |
| <b>HOSPITALS</b>                   |                |            |                    |                  |                     |                  |
| Inpatient.....                     | \$47,406.53    | 42         | \$1,128.73         | 87               | 2.1                 | \$544.90         |
| Outpatient.....                    | \$80,686.24    | 394        | \$204.79           | 978              | 2.5                 | \$82.50          |
| Subtotal.....                      | \$128,092.77   | 419*       | \$305.71           | 1,065            | 2.5                 | \$120.27         |
| <b>DENTAL SERVICES</b> .....       | \$9,967.23     | 66*        | \$151.02           | 192              | 2.9                 | \$51.91          |
| <b>PHARMACY</b> .....              | \$571,437.65   | 2,050*     | \$278.75           | 12,830           | 6.3                 | \$44.54          |
| <b>PHYSICIAN RELATED</b>           |                |            |                    |                  |                     |                  |
| Physician.....                     | \$27,163.91    | 474        | \$57.31            | 1,486            | 3.1                 | \$18.28          |
| Clinic.....                        | \$70,939.38    | 624        | \$113.68           | 2,973            | 4.8                 | \$23.86          |
| Family Planning.....               | \$482.84       | 16         | \$30.18            | 16               | 1.0                 | \$30.18          |
| X-ray & Lab.....                   | \$2,671.17     | 120        | \$22.26            | 264              | 2.2                 | \$10.12          |
| Nurse Practitioner.....            | \$424.23       | 10         | \$42.42            | 17               | 1.7                 | \$24.95          |
| Podiatry.....                      | \$2,224.47     | 90         | \$24.72            | 163              | 1.8                 | \$13.65          |
| CRNA Services.....                 | \$28.97        | 1          | \$28.97            | 1                | 1.0                 | \$28.97          |
| Rural Health Clinics.....          | \$1,705.68     | 59         | \$28.91            | 95               | 1.6                 | \$17.95          |
| Case Management.....               |                |            |                    |                  |                     |                  |
| Fed Qualified Health Care.....     | \$2,079.61     | 26         | \$79.99            | 47               | 1.8                 | \$44.25          |
| Subtotal.....                      | \$107,720.26   | 1,065*     | \$101.15           | 5,062            | 4.7                 | \$21.28          |
| <b>IN-HOME SERVICES</b>            |                |            |                    |                  |                     |                  |
| Home Health Services.....          | \$2,155.32     | 3          | \$718.44           | 36               | 12.0                | \$59.87          |
| Adult Day Health Care.....         | \$18,402.20    | 20         | \$920.11           | 409              | 20.5                | \$44.99          |
| Homemaker/Respite Care.....        | \$166,571.49   | 304        | \$547.93           | 12,665           | 41.7                | \$13.15          |
| Personal Care.....                 | \$384,435.53   | 716        | \$536.92           | 26,163           | 36.5                | \$14.69          |
| Aids Waiver.....                   |                |            |                    |                  |                     |                  |
| Physical Disabled Waiver.....      |                |            |                    |                  |                     |                  |
| Independent Living Waiver.....     |                |            |                    |                  |                     |                  |
| Subtotal.....                      | \$571,564.54   | 743*       | \$769.27           | 39,273           | 52.8                | \$14.55          |
| <b>REHAB AND SPECIALTY SERVICE</b> |                |            |                    |                  |                     |                  |
| Audiology Services.....            | \$1,038.77     | 3          | \$346.26           | 5                | 1.7                 | \$207.75         |
| Optometric Services.....           | \$1,587.79     | 30         | \$52.93            | 38               | 1.3                 | \$41.78          |
| Durable Medical Equip.....         | \$13,790.47    | 240        | \$57.46            | 429              | 1.8                 | \$32.15          |
| Ambulance Services.....            | \$11,981.11    | 87         | \$137.71           | 1,023            | 11.8                | \$11.71          |
| Rehabilitation Center.....         | \$1,204.45     | 2          | \$602.23           | 4                | 2.0                 | \$301.11         |
| Hospice.....                       |                |            |                    |                  |                     |                  |
| Non-Emergency Trans.....           |                |            |                    |                  |                     |                  |
| Non-Participating Prov.....        | \$110.88       | 1          | \$110.88           | 3                | 3.0                 | \$36.96          |
| Comprehensive Day Rehab...         |                |            |                    |                  |                     |                  |
| Diabetes Self-Mgmt Trning.....     |                |            |                    |                  |                     |                  |
| Subtotal.....                      | \$29,713.47    | 336*       | \$88.43            | 1,502            | 4.4                 | \$19.78          |
| <b>BUY-IN PREMIUMS</b>             |                |            |                    |                  |                     |                  |
| Part-A.....                        |                |            |                    |                  |                     |                  |
| Part-B.....                        |                |            |                    |                  |                     |                  |
| Subtotal ***.....                  |                |            |                    |                  |                     |                  |
| <b>MENTAL HEALTH SERVICES</b>      |                |            |                    |                  |                     |                  |
| Private Home ICF/MR.....           |                |            |                    |                  |                     |                  |
| MR/DD Waiver.....                  |                |            |                    |                  |                     |                  |
| Psych Rehab-Private.....           |                |            |                    |                  |                     |                  |
| CSTAR-Private.....                 |                |            |                    |                  |                     |                  |
| Targeted Case management.....      |                |            |                    |                  |                     |                  |
| Subtotal.....                      |                |            |                    |                  |                     |                  |
| <b>STATE INSTITUTIONS</b>          |                |            |                    |                  |                     |                  |
| ICF/Mentally Retarded.....         |                |            |                    |                  |                     |                  |
| Mental Hospital.....               |                |            |                    |                  |                     |                  |
| Psych Care Under Age 22...         |                |            |                    |                  |                     |                  |
| Psych Rehab-Public.....            |                |            |                    |                  |                     |                  |
| CSTAR-Public.....                  |                |            |                    |                  |                     |                  |
| Targeted Case management.....      |                |            |                    |                  |                     |                  |
| DFS Case Management.....           |                |            |                    |                  |                     |                  |
| Subtotal.....                      |                |            |                    |                  |                     |                  |
| <b>EPSDT SERVICES</b>              |                |            |                    |                  |                     |                  |
| EPSDT Screenings.....              |                |            |                    |                  |                     |                  |
| EPSDT Referral Services...         | \$41.00        | 1          | \$41.00            | 2                | 2.0                 | \$20.50          |
| EPSDT Targeted Case Mgmt...        |                |            |                    |                  |                     |                  |
| Subtotal.....                      | \$41.00        | 1*         | \$41.00            | 2                | 2.0                 | \$20.50          |
| <b>MANAGED CARE PREMIUMS</b> ..... |                | *          |                    |                  |                     |                  |
| =====                              |                |            |                    |                  |                     |                  |
| Total.....                         | \$1,779,036.28 | 2,335*     | \$761.90           |                  |                     |                  |

\* Unduplicated totals

\*\*\* Recipients are not added to total.

Table 5. Medical Statistics, October, 2001

ELIGIBILITY CATEGORY: Foster Care

Number of eligibles on 09/28/01 - 13,468

Total eligibles enrolled during October - 2,377

|                                    | EXPENDITURES   | RECIPIENTS | COST PER RECIPIENT | UNITS OF SERVICE | UNITS PER RECIPIENT | COST PER SERVICE |
|------------------------------------|----------------|------------|--------------------|------------------|---------------------|------------------|
| <b>NURSING FACILITIES.....</b>     |                |            |                    |                  |                     |                  |
| <b>HOSPITALS</b>                   |                |            |                    |                  |                     |                  |
| Inpatient.....                     | \$589,654.37   | 77         | \$7,657.85         | 786              | 10.2                | \$750.20         |
| Outpatient.....                    | \$84,753.69    | 417        | \$203.25           | 1,490            | 3.6                 | \$56.88          |
| Subtotal.....                      | \$674,408.06   | 465*       | \$1,450.34         | 2,276            | 4.8                 | \$296.31         |
| DENTAL SERVICES.....               | \$6,413.75     | 67*        | \$95.73            | 206              | 3.1                 | \$31.13          |
| PHARMACY.....                      | \$310,729.35   | 1,674*     | \$185.62           | 4,693            | 2.8                 | \$66.21          |
| <b>PHYSICIAN RELATED</b>           |                |            |                    |                  |                     |                  |
| Physician.....                     | \$45,014.19    | 577        | \$78.01            | 1,815            | 3.1                 | \$24.80          |
| Clinic.....                        | \$21,736.76    | 359        | \$60.55            | 1,332            | 3.7                 | \$16.32          |
| Family Planning.....               | \$3,896.05     | 83         | \$46.94            | 104              | 1.3                 | \$37.46          |
| X-ray & Lab.....                   | \$2,373.71     | 87         | \$27.28            | 228              | 2.6                 | \$10.41          |
| Nurse Practitioner.....            | \$1,594.70     | 44         | \$36.24            | 65               | 1.5                 | \$24.53          |
| Podiatry.....                      | \$448.00       | 8          | \$56.00            | 14               | 1.8                 | \$32.00          |
| CRNA Services.....                 | \$190.94       | 4          | \$47.74            | 232              | 58.0                | \$5.82           |
| Rural Health Clinics.....          | \$20,159.39    | 204        | \$98.82            | 383              | 1.9                 | \$52.64          |
| Case Management.....               | \$38.00        | 2          | \$19.00            | 2                | 1.0                 | \$19.00          |
| Fed Qualified Health Care.....     | \$4,433.50     | 60         | \$73.89            | 123              | 2.1                 | \$36.04          |
| Subtotal.....                      | \$99,885.24    | 1,250*     | \$79.91            | 4,298            | 3.4                 | \$23.24          |
| <b>IN-HOME SERVICES</b>            |                |            |                    |                  |                     |                  |
| Home Health Services.....          |                |            |                    |                  |                     |                  |
| Adult Day Health Care.....         |                |            |                    |                  |                     |                  |
| Homemaker/Respite Care.....        |                |            |                    |                  |                     |                  |
| Personal Care.....                 |                |            |                    |                  |                     |                  |
| Aids Waiver.....                   |                |            |                    |                  |                     |                  |
| Physical Disabled Waiver.....      |                |            |                    |                  |                     |                  |
| Independent Living Waiver.....     |                |            |                    |                  |                     |                  |
| Subtotal.....                      |                |            |                    |                  |                     |                  |
| <b>REHAB AND SPECIALTY SERVICE</b> |                |            |                    |                  |                     |                  |
| Audiology Services.....            | \$60.00        | 1          | \$60.00            | 2                | 2.0                 | \$30.00          |
| Optometric Services.....           | \$3,847.00     | 80         | \$48.09            | 112              | 1.4                 | \$34.35          |
| Durable Medical Equip.....         | \$3,474.69     | 11         | \$315.88           | 47               | 4.3                 | \$74.93          |
| Ambulance Services.....            | \$1,817.50     | 6          | \$302.92           | 349              | 58.2                | \$5.21           |
| Rehabilitation Center.....         |                |            |                    |                  |                     |                  |
| Hospice.....                       |                |            |                    |                  |                     |                  |
| Non-Emergency Trans.....           | \$3,306.48     | 14         | \$236.18           | 70               | 5.0                 | \$47.24          |
| Non-Participating Prov.....        |                |            |                    |                  |                     |                  |
| Comprehensive Day Rehab....        |                |            |                    |                  |                     |                  |
| Diabetes Self-Mgmt Trning.....     |                |            |                    |                  |                     |                  |
| Subtotal.....                      | \$12,505.67    | 111*       | \$112.66           | 580              | 5.2                 | \$21.56          |
| <b>BUY-IN PREMIUMS</b>             |                |            |                    |                  |                     |                  |
| Part-A.....                        |                |            |                    |                  |                     |                  |
| Part-B.....                        |                |            |                    |                  |                     |                  |
| Subtotal ***.....                  |                |            |                    |                  |                     |                  |
| <b>MENTAL HEALTH SERVICES</b>      |                |            |                    |                  |                     |                  |
| Private Home ICF/MR.....           | \$7,491.22     | 20         | \$374.56           | 662              | 33.1                | \$11.32          |
| MR/DD Waiver.....                  | \$9,270.32     | 20         | \$463.52           | 362              | 18.1                | \$25.61          |
| Psych Rehab-Private.....           | \$7,398.14     | 41         | \$179.95           | 6                | 154.5               | \$5.91           |
| CSTAR-Private.....                 | \$37,088.65    | 103        | \$360.08           | 3,713            | 36.0                | \$9.99           |
| Targeted Case management.....      |                |            |                    |                  |                     |                  |
| Subtotal.....                      | \$91,248.33    | 168*       | \$543.14           | 11,070           | 65.8                | \$8.24           |
| <b>STATE INSTITUTIONS</b>          |                |            |                    |                  |                     |                  |
| ICF/Mentally Retarded.....         |                |            |                    |                  |                     |                  |
| Mental Hospital.....               |                |            |                    |                  |                     |                  |
| Psych Care Under Age 22....        | \$19,642.21    | 2          | \$9,821.11         | 38               | 19.0                | \$516.90         |
| Psych Rehab-Public.....            |                |            |                    |                  |                     |                  |
| CSTAR-Public.....                  |                |            |                    |                  |                     |                  |
| Targeted Case management.....      | \$58,073.38    | 386        | \$150.45           | 9,295            | 24.1                | \$6.25           |
| DFS Case Management.....           | \$2,964,167.25 | 980        | \$3,024.66         | 980              | 1.0                 | \$3,024.66       |
| Subtotal.....                      | \$3,041,882.84 | 1,317*     | \$2,309.71         | 10,313           | 7.8                 | \$294.96         |
| <b>EPSDT SERVICES</b>              |                |            |                    |                  |                     |                  |
| EPSDT Screenings.....              | \$10,871.66    | 184        | \$59.09            | 208              | 1.1                 | \$52.27          |
| EPSDT Referral Services.....       | \$851,024.19   | 3,476      | \$244.83           | 36,201           | 10.4                | \$23.51          |
| EPSDT Targeted Case Mgmt.....      | \$46,189.00    | 418        | \$110.50           | 418              | 1.0                 | \$110.50         |
| Subtotal.....                      | \$908,084.85   | 3,724*     | \$243.85           | 36,827           | 9.8                 | \$24.66          |
| MANAGED CARE PREMIUMS.....         | \$811,135.56   | 7,067*     | \$114.78           |                  |                     |                  |
| =====                              |                |            |                    |                  |                     |                  |
| Total.....                         | \$5,956,293.65 | 9,847*     | \$604.88           |                  |                     |                  |

\* Unduplicated totals

\*\*\* Recipients are not added to total.

Table 5. Medical Statistics, October, 2001

ELIGIBILITY CATEGORY: Child Welfare Services

Number of eligibles on 09/28/01 - 483

Total eligibles enrolled during October - N/A

|                                    | EXPENDITURES | RECIPIENTS | COST PER RECIPIENT | UNITS OF SERVICE | UNITS PER RECIPIENT | COST PER SERVICE |
|------------------------------------|--------------|------------|--------------------|------------------|---------------------|------------------|
| <b>NURSING FACILITIES.....</b>     |              |            |                    |                  |                     |                  |
| <b>HOSPITALS</b>                   |              |            |                    |                  |                     |                  |
| Inpatient.....                     | \$7,970.14   | 2          | \$3,985.07         | 10               | 5.0                 | \$797.01         |
| Outpatient.....                    | \$5,768.39   | 31         | \$186.08           | 93               | 3.0                 | \$62.03          |
| Subtotal.....                      | \$13,738.53  | 32*        | \$429.33           | 103              | 3.2                 | \$133.38         |
| <b>DENTAL SERVICES.....</b>        | \$20.00      | 1*         | \$20.00            | 1                | 1.0                 | \$20.00          |
| <b>PHARMACY.....</b>               | \$12,599.26  | 64*        | \$196.86           | 191              | 3.0                 | \$65.96          |
| <b>PHYSICIAN RELATED</b>           |              |            |                    |                  |                     |                  |
| Physician.....                     | \$1,137.36   | 18         | \$63.19            | 42               | 2.3                 | \$27.08          |
| Clinic.....                        | \$1,318.52   | 20         | \$65.93            | 108              | 5.4                 | \$12.21          |
| Family Planning.....               | \$382.60     | 11         | \$34.78            | 14               | 1.3                 | \$27.53          |
| X-ray & Lab.....                   | \$267.96     | 9          | \$29.77            | 20               | 2.2                 | \$13.40          |
| Nurse Practitioner.....            | \$121.50     | 5          | \$24.30            | 5                | 1.0                 | \$24.30          |
| Podiatry.....                      | \$62.75      | 1          | \$62.75            | 4                | 4.0                 | \$15.69          |
| CRNA Services.....                 |              |            |                    |                  |                     |                  |
| Rural Health Clinics.....          | \$493.00     | 7          | \$70.43            | 9                | 1.3                 | \$54.78          |
| Case Management.....               |              |            |                    |                  |                     |                  |
| Fed Qualified Health Care.....     | \$57.66      | 2          | \$28.83            | 4                | 2.0                 | \$14.42          |
| Subtotal.....                      | \$3,841.35   | 62*        | \$61.96            | 206              | 3.3                 | \$18.65          |
| <b>IN-HOME SERVICES</b>            |              |            |                    |                  |                     |                  |
| Home Health Services.....          |              |            |                    |                  |                     |                  |
| Adult Day Health Care.....         |              |            |                    |                  |                     |                  |
| Homemaker/Respite Care.....        |              |            |                    |                  |                     |                  |
| Personal Care.....                 |              |            |                    |                  |                     |                  |
| Aids Waiver.....                   |              |            |                    |                  |                     |                  |
| Physical Disabled Waiver.....      |              |            |                    |                  |                     |                  |
| Independent Living Waiver.....     |              |            |                    |                  |                     |                  |
| Subtotal.....                      |              |            |                    |                  |                     |                  |
| <b>REHAB AND SPECIALTY SERVICE</b> |              |            |                    |                  |                     |                  |
| Audiology Services.....            |              |            |                    |                  |                     |                  |
| Optometric Services.....           | \$87.00      | 2          | \$43.50            | 3                | 1.5                 | \$29.00          |
| Durable Medical Equip.....         | \$21.00CR    | 2          | \$10.50CR          | 3                | 1.5                 | \$10.50CR        |
| Ambulance Services.....            | \$252.25     | 2          | \$126.13           | 5                | 1.5                 | \$84.08          |
| Rehabilitation Center.....         |              |            |                    |                  |                     |                  |
| Hospice.....                       |              |            |                    |                  |                     |                  |
| Non-Emergency Trans.....           |              |            |                    |                  |                     |                  |
| Non-Participating Prov.....        |              |            |                    |                  |                     |                  |
| Comprehensive Day Rehab.....       |              |            |                    |                  |                     |                  |
| Diabetes Self-Mgmt Trning.....     |              |            |                    |                  |                     |                  |
| Subtotal.....                      | \$318.25     | 5*         | \$63.65            | 8                | 1.6                 | \$39.78          |
| <b>BUY-IN PREMIUMS</b>             |              |            |                    |                  |                     |                  |
| Part-A.....                        |              |            |                    |                  |                     |                  |
| Part-B.....                        |              |            |                    |                  |                     |                  |
| Subtotal ***.....                  |              |            |                    |                  |                     |                  |
| <b>MENTAL HEALTH SERVICES</b>      |              |            |                    |                  |                     |                  |
| Private Home ICF/HR.....           |              |            |                    |                  |                     |                  |
| MR/DD Waiver.....                  |              |            |                    |                  |                     |                  |
| Psych Rehab-Private.....           |              |            |                    |                  |                     |                  |
| CSTAR-Private.....                 | \$525.10CR   |            |                    | 118CR            |                     | \$4.45           |
| Targeted Case management.....      |              |            |                    |                  |                     |                  |
| Subtotal.....                      | \$525.10CR   |            |                    | 118CR            |                     | \$4.45           |
| <b>STATE INSTITUTIONS</b>          |              |            |                    |                  |                     |                  |
| ICF/Mentally Retarded.....         |              |            |                    |                  |                     |                  |
| Mental Hospital.....               |              |            |                    |                  |                     |                  |
| Psych Care Under Age 22.....       |              |            |                    |                  |                     |                  |
| Psych Rehab-Public.....            |              |            |                    |                  |                     |                  |
| CSTAR-Public.....                  |              |            |                    |                  |                     |                  |
| Targeted Case management.....      |              |            |                    |                  |                     |                  |
| DFS Case Management.....           | \$137,876.32 | 51         | \$2,703.46         | 51               | 1.0                 | \$2,703.46       |
| Subtotal.....                      | \$137,876.32 | 51*        | \$2,703.46         | 51               | 1.0                 | \$2,703.46       |
| <b>EPSDT SERVICES</b>              |              |            |                    |                  |                     |                  |
| EPSDT Screenings.....              | \$678.76     | 10         | \$67.88            | 10               | 1.0                 | \$67.88          |
| EPSDT Referral Services.....       | \$34,872.77  | 148        | \$235.63           | 1,458            | 9.9                 | \$23.92          |
| EPSDT Targeted Case Mgmt.....      | \$7,725.00   | 70         | \$110.36           | 70               | 1.0                 | \$110.36         |
| Subtotal.....                      | \$43,276.53  | 203*       | \$213.18           | 1,538            | 7.5                 | \$28.14          |
| <b>MANAGED CARE PREMIUMS.....</b>  | \$38,341.97  | 379*       | \$101.17           |                  |                     |                  |
| =====<br>Total.....                | \$249,487.11 | 501*       | \$497.98           |                  |                     |                  |

\* Unduplicated totals

\*\*\* Recipients are not added to total.

Table 5. Medical Statistics, October, 2001

ELIGIBILITY CATEGORY: Refugee

Number of eligibles on 09/28/01 - 451

Total eligibles enrolled during October - 535

|                                    | EXPENDITURES       | RECIPIENTS  | COST PER RECIPIENT | UNITS OF SERVICE | UNITS PER RECIPIENT | COST PER SERVICE |
|------------------------------------|--------------------|-------------|--------------------|------------------|---------------------|------------------|
| <b>NURSING FACILITIES.....</b>     |                    |             |                    |                  |                     |                  |
| <b>HOSPITALS</b>                   |                    |             |                    |                  |                     |                  |
| Inpatient.....                     | \$4,048.80         | 2           | \$2,024.40         | 4                | 2.0                 | \$1,012.20       |
| Outpatient.....                    | \$3,046.25         | 21          | \$145.06           | 68               | 3.2                 | \$44.80          |
| Subtotal.....                      | \$7,095.05         | 22*         | \$322.50           | 72               | 3.2                 | \$98.54          |
| <b>DENTAL SERVICES.....</b>        | \$32.50            | 1*          | \$32.50            | 1                | 1.0                 | \$32.50          |
| <b>PHARMACY.....</b>               | \$1,136.46         | 38*         | \$29.91            | 54               | 1.4                 | \$21.05          |
| <b>PHYSICIAN RELATED</b>           |                    |             |                    |                  |                     |                  |
| Physician.....                     | \$99.00            | 3           | \$33.00            | 4                | 1.3                 | \$24.75          |
| Clinic.....                        | \$2,760.27         | 62          | \$44.52            | 188              | 3.0                 | \$14.68          |
| Family Planning.....               | \$274.51           | 1           | \$274.51           | 3                | 3.0                 | \$91.50          |
| X-ray & Lab.....                   | \$700.37           | 11          | \$63.67            | 79               | 7.2                 | \$8.87           |
| Nurse Practitioner.....            |                    |             |                    |                  |                     |                  |
| Podiatry.....                      |                    |             |                    |                  |                     |                  |
| CRNA Services.....                 |                    |             |                    |                  |                     |                  |
| Rural Health Clinics.....          |                    |             |                    |                  |                     |                  |
| Case Management.....               |                    |             |                    |                  |                     |                  |
| Fed Qualified Health Care.....     | \$847.35           | 7           | \$121.05           | 15               | 2.1                 | \$56.49          |
| Subtotal.....                      | \$4,681.50         | 80*         | \$58.52            | 289              | 3.6                 | \$16.20          |
| <b>IN-HOME SERVICES</b>            |                    |             |                    |                  |                     |                  |
| Home Health Services.....          |                    |             |                    |                  |                     |                  |
| Adult Day Health Care.....         |                    |             |                    |                  |                     |                  |
| Homemaker/Respite Care.....        | \$150.81           | 1           | \$150.81           | 11               | 11.0                | \$13.71          |
| Personal Care.....                 | \$150.81           | 1           | \$150.81           | 11               | 11.0                | \$13.71          |
| Aids Waiver.....                   |                    |             |                    |                  |                     |                  |
| Physical Disabled Waiver..         |                    |             |                    |                  |                     |                  |
| Independent Living Waiver..        |                    |             |                    |                  |                     |                  |
| Subtotal.....                      | \$301.62           | 1*          | \$301.62           | 22               | 22.0                | \$13.71          |
| <b>REHAB AND SPECIALTY SERVICE</b> |                    |             |                    |                  |                     |                  |
| Audiology Services.....            |                    |             |                    |                  |                     |                  |
| Optometric Services.....           |                    |             |                    |                  |                     |                  |
| Durable Medical Equip.....         |                    |             |                    |                  |                     |                  |
| Ambulance Services.....            |                    |             |                    |                  |                     |                  |
| Rehabilitation Center.....         |                    |             |                    |                  |                     |                  |
| Hospice.....                       |                    |             |                    |                  |                     |                  |
| Non-Emergency Trans.....           | \$384.86           | 2           | \$192.43           | 10               | 5.0                 | \$38.49          |
| Non-Participating Prov.....        |                    |             |                    |                  |                     |                  |
| Comprehensive Day Rehab....        |                    |             |                    |                  |                     |                  |
| Diabetes Self-Mgmt Trning..        |                    |             |                    |                  |                     |                  |
| Subtotal.....                      | \$384.86           | 2*          | \$192.43           | 10               | 5.0                 | \$38.49          |
| <b>BUY-IN PREMIUMS</b>             |                    |             |                    |                  |                     |                  |
| Part-A.....                        |                    |             |                    |                  |                     |                  |
| Part-B.....                        |                    |             |                    |                  |                     |                  |
| Subtotal ***.....                  |                    |             |                    |                  |                     |                  |
| <b>MENTAL HEALTH SERVICES</b>      |                    |             |                    |                  |                     |                  |
| Private Home ICF/MR.....           |                    |             |                    |                  |                     |                  |
| MR/DD Waiver.....                  |                    |             |                    |                  |                     |                  |
| Psych Rehab-Private.....           |                    |             |                    |                  |                     |                  |
| CSTAR-Private.....                 |                    |             |                    |                  |                     |                  |
| Targeted Case management..         |                    |             |                    |                  |                     |                  |
| Subtotal.....                      |                    |             |                    |                  |                     |                  |
| <b>STATE INSTITUTIONS</b>          |                    |             |                    |                  |                     |                  |
| ICF/Mentally Retarded.....         |                    |             |                    |                  |                     |                  |
| Mental Hospital.....               |                    |             |                    |                  |                     |                  |
| Psych Care Under Age 22....        |                    |             |                    |                  |                     |                  |
| Psych Rehab-Public.....            |                    |             |                    |                  |                     |                  |
| CSTAR-Public.....                  |                    |             |                    |                  |                     |                  |
| Targeted Case management..         |                    |             |                    |                  |                     |                  |
| DFS Case Management.....           |                    |             |                    |                  |                     |                  |
| Subtotal.....                      |                    |             |                    |                  |                     |                  |
| <b>EPSDT SERVICES</b>              |                    |             |                    |                  |                     |                  |
| EPSDT Screenings.....              |                    |             |                    |                  |                     |                  |
| EPSDT Referral Services....        | \$434.99           | 11          | \$39.54            | 30               | 2.7                 | \$14.50          |
| EPSDT Targeted Case Mgmt..         |                    |             |                    |                  |                     |                  |
| Subtotal.....                      | \$434.99           | 11*         | \$39.54            | 30               | 2.7                 | \$14.50          |
| <b>MANAGED CARE PREMIUMS.....</b>  | \$64,400.82        | 518*        | \$124.33           |                  |                     |                  |
| =====                              |                    |             |                    |                  |                     |                  |
| <b>Total.....</b>                  | <b>\$78,467.80</b> | <b>550*</b> | <b>\$142.67</b>    |                  |                     |                  |

\* Unduplicated totals

\*\*\* Recipients are not added to total.

Table 5. Medical Statistics, October, 2001

ELIGIBILITY CATEGORY: Temporary Assistance - Medical Assistance

Number of eligibles on 09/28/01 - 15

Total eligibles enrolled during October - 24

|                                    | EXPENDITURES | RECIPIENTS | COST PER RECIPIENT | UNITS OF SERVICE | UNITS PER RECIPIENT | COST PER SERVICE |
|------------------------------------|--------------|------------|--------------------|------------------|---------------------|------------------|
| NURSING FACILITIES.....            | \$67,496.49  | 7*         | \$9,642.36         | 207              | 29.6                | \$326.07         |
| <b>HOSPITALS</b>                   |              |            |                    |                  |                     |                  |
| Inpatient.....                     |              |            |                    |                  |                     |                  |
| Outpatient.....                    | \$2,506.92   | 8          | \$313.37           | 50               | 6.3                 | \$50.14          |
| Subtotal.....                      | \$2,506.92   | 8*         | \$313.37           | 50               | 6.2                 | \$50.14          |
| <b>DENTAL SERVICES.....</b>        |              |            |                    |                  |                     |                  |
| PHARMACY.....                      | \$3,137.31   | 11*        | \$285.21           | 82               | 7.5                 | \$38.26          |
| <b>PHYSICIAN RELATED</b>           |              |            |                    |                  |                     |                  |
| Physician.....                     |              |            |                    |                  |                     |                  |
| Clinic.....                        | \$1,093.80   | 6          | \$182.30           | 33               | 5.5                 | \$33.15          |
| Family Planning.....               | \$15.12      | 1          | \$15.12            | 1                | 1.0                 | \$15.12          |
| X-ray & Lab.....                   | \$38.74      | 1          | \$38.74            | 3                | 3.0                 | \$12.91          |
| Nurse Practitioner.....            |              |            |                    |                  |                     |                  |
| Podiatry.....                      | \$9.79       | 1          | \$9.79             | 1                | 1.0                 | \$9.79           |
| CRNA Services.....                 |              |            |                    |                  |                     |                  |
| Rural Health Clinics.....          |              |            |                    |                  |                     |                  |
| Case Management.....               |              |            |                    |                  |                     |                  |
| Fed Qualified Health Care.....     |              |            |                    |                  |                     |                  |
| Subtotal.....                      | \$1,157.45   | 7*         | \$165.35           | 38               | 5.4                 | \$30.46          |
| <b>IN-HOME SERVICES</b>            |              |            |                    |                  |                     |                  |
| Home Health Services.....          |              |            |                    |                  |                     |                  |
| Adult Day Health Care.....         |              |            |                    |                  |                     |                  |
| Homemaker/Respite Care.....        |              |            |                    |                  |                     |                  |
| Personal Care.....                 |              |            |                    |                  |                     |                  |
| Aids Waiver.....                   |              |            |                    |                  |                     |                  |
| Physical Disabled Waiver.....      |              |            |                    |                  |                     |                  |
| Independent Living Waiver.....     |              |            |                    |                  |                     |                  |
| Subtotal.....                      |              |            |                    |                  |                     |                  |
| <b>REHAB AND SPECIALTY SERVICE</b> |              |            |                    |                  |                     |                  |
| Audiology Services.....            |              |            |                    |                  |                     |                  |
| Optometric Services.....           |              |            |                    |                  |                     |                  |
| Durable Medical Equip.....         |              |            |                    |                  |                     |                  |
| Ambulance Services.....            |              |            |                    |                  |                     |                  |
| Rehabilitation Center.....         |              |            |                    |                  |                     |                  |
| Hospice.....                       |              |            |                    |                  |                     |                  |
| Non-Emergency Trans.....           | \$186.32     | 1          | \$186.32           | 4                | 4.0                 | \$46.58          |
| Non-Participating Prov.....        |              |            |                    |                  |                     |                  |
| Comprehensive Day Rehab... ..      |              |            |                    |                  |                     |                  |
| Diabetes Self-Mgmt Trning.....     |              |            |                    |                  |                     |                  |
| Subtotal.....                      | \$186.32     | 1*         | \$186.32           | 4                | 4.0                 | \$46.58          |
| <b>BUY-IN PREMIUMS</b>             |              |            |                    |                  |                     |                  |
| Part-A.....                        |              |            |                    |                  |                     |                  |
| Part-B.....                        |              |            |                    |                  |                     |                  |
| Subtotal ***.....                  |              |            |                    |                  |                     |                  |
| <b>MENTAL HEALTH SERVICES</b>      |              |            |                    |                  |                     |                  |
| Private Home ICF/MR.....           |              |            |                    |                  |                     |                  |
| MR/DD Waiver.....                  |              |            |                    |                  |                     |                  |
| Psych Rehab-Private.....           |              |            |                    |                  |                     |                  |
| CSTAR-Private.....                 |              |            |                    |                  |                     |                  |
| Targeted Case management.....      |              |            |                    |                  |                     |                  |
| Subtotal.....                      |              |            |                    |                  |                     |                  |
| <b>STATE INSTITUTIONS</b>          |              |            |                    |                  |                     |                  |
| ICF/Mentally Retarded.....         |              |            |                    |                  |                     |                  |
| Mental Hospital.....               |              |            |                    |                  |                     |                  |
| Psych Care Under Age 22... ..      | \$571.45     | 2          | \$285.73           | 1                | .5                  | \$571.45         |
| Psych Rehab-Public.....            |              |            |                    |                  |                     |                  |
| CSTAR-Public.....                  |              |            |                    |                  |                     |                  |
| Targeted Case management.....      |              |            |                    |                  |                     |                  |
| DFS Case Management.....           |              |            |                    |                  |                     |                  |
| Subtotal.....                      | \$571.45     | 2*         | \$285.73           | 1                | .5                  | \$571.45         |
| <b>EPSDT SERVICES</b>              |              |            |                    |                  |                     |                  |
| EPSDT Screenings.....              |              |            |                    |                  |                     |                  |
| EPSDT Referral Services... ..      | \$3,940.64   | 7          | \$562.95           | 85               | 12.1                | \$46.36          |
| EPSDT Targeted Case Mgmt... ..     |              |            |                    |                  |                     |                  |
| Subtotal.....                      | \$3,940.64   | 7*         | \$562.95           | 85               | 12.1                | \$46.36          |
| <b>MANAGED CARE PREMIUMS.....</b>  |              |            |                    |                  |                     |                  |
|                                    |              | *          |                    |                  |                     |                  |
| =====                              |              |            |                    |                  |                     |                  |
| Total.....                         | \$78,996.58  | 16*        | \$4,937.29         |                  |                     |                  |

\* Unduplicated totals

\*\*\* Recipients are not added to total.



Table 5. Medical Statistics, October, 2001

ELIGIBILITY CATEGORY: Title XIX - HDN

Number of eligibles on 09/28/01 - 10,605

Total eligibles enrolled during October - N/A

|                                | EXPENDITURES   | RECIPIENTS | COST PER RECIPIENT | UNITS OF SERVICE | UNITS PER RECIPIENT | COST PER SERVICE |
|--------------------------------|----------------|------------|--------------------|------------------|---------------------|------------------|
| NURSING FACILITIES.....        | \$8,803.89     | 1*         | \$8,803.89         | 27               | 27.0                | \$326.07         |
| HOSPITALS                      |                |            |                    |                  |                     |                  |
| Inpatient.....                 | \$822,229.92   | 137        | \$6,001.68         | 1,160            | 8.5                 | \$708.82         |
| Outpatient.....                | \$140,848.25   | 671        | \$209.91           | 2,357            | 3.5                 | \$59.76          |
| Subtotal.....                  | \$963,078.17   | 766*       | \$1,257.28         | 3,517            | 4.5                 | \$273.84         |
| DENTAL SERVICES.....           | \$10,407.75    | 86*        | \$121.02           | 306              | 3.6                 | \$34.01          |
| PHARMACY.....                  | \$415,726.89   | 2,030*     | \$204.79           | 6,481            | 3.2                 | \$64.15          |
| PHYSICIAN RELATED              |                |            |                    |                  |                     |                  |
| Physician.....                 | \$59,137.52    | 745        | \$79.38            | 2,198            | 3.0                 | \$26.91          |
| Clinic.....                    | \$50,689.70    | 504        | \$100.57           | 5,410            | 6.8                 | \$16.87          |
| Family Planning.....           | \$8,408.95     | 149        | \$56.44            | 227              | 1.5                 | \$37.04          |
| X-ray & Lab.....               | \$5,170.15     | 156        | \$33.14            | 520              | 3.3                 | \$9.94           |
| Nurse Practitioner.....        | \$3,251.93     | 83         | \$39.18            | 127              | 1.5                 | \$26.61          |
| Podiatry.....                  | \$503.00       | 9          | \$55.89            | 15               | 1.7                 | \$20.20          |
| CRNA Services.....             | \$121.12       | 3          | \$40.37            | 128              | 42.7                | \$8.95           |
| Rural Health Clinics.....      | \$20,172.96    | 231        | \$87.33            | 365              | 1.6                 | \$55.27          |
| Case Management.....           | \$8.00         | 1          | \$8.00             | 1                | 1.0                 | \$8.00           |
| Fed Qualified Health Care..... | \$12,863.26    | 46         | \$279.64           | 508              | 11.0                | \$25.32          |
| Subtotal.....                  | \$160,126.59   | 1,646*     | \$97.28            | 7,499            | 4.5                 | \$21.35          |
| IN-HOME SERVICES               |                |            |                    |                  |                     |                  |
| Home Health Services.....      | \$926.70       | 2          | \$463.35           | 30               | 15.0                | \$30.89          |
| Adult Day Health Care.....     |                |            |                    |                  |                     |                  |
| Homemaker/Respite Care.....    | \$1,069.47     | 5          | \$213.89           | 81               | 16.2                | \$13.20          |
| Personal Care.....             |                |            |                    |                  |                     |                  |
| Aids Waiver.....               |                |            |                    |                  |                     |                  |
| Physical Disabled Waiver.....  |                |            |                    |                  |                     |                  |
| Independent Living Waiver..... |                |            |                    |                  |                     |                  |
| Subtotal.....                  | \$1,996.17     | 6*         | \$332.70           | 111              | 18.5                | \$17.98          |
| REHAB AND SPECIALTY SERVICE    |                |            |                    |                  |                     |                  |
| Audiology Services.....        | \$10.00        | 2          | \$5.00             | 2                | 1.0                 | \$5.00           |
| Optometric Services.....       | \$4,472.75     | 93         | \$48.09            | 131              | 1.4                 | \$30.14          |
| Durable Medical Equip.....     | \$14,990.69    | 13         | \$1,153.13         | 36               | 2.8                 | \$410.41         |
| Ambulance Services.....        | \$1,508.20     | 12         | \$125.68           | 69               | 5.8                 | \$21.86          |
| Rehabilitation Center.....     |                |            |                    |                  |                     |                  |
| Hospice.....                   |                |            |                    |                  |                     |                  |
| Non-Emergency Trans.....       | \$5,063.71     | 25         | \$202.55           | 105              | 4.2                 | \$48.23          |
| Non-Participating Prov.....    |                |            |                    |                  |                     |                  |
| Comprehensive Day Rehab.....   |                |            |                    |                  |                     |                  |
| Diabetes Self-Mgmt Trning..... | \$60.00        | 1          | \$60.00            | 3                | 3.0                 | \$20.00          |
| Subtotal.....                  | \$3,876.03     | 145*       | \$26.73            | 346              | 2.3                 | \$11.20          |
| BUY-IN PREMIUMS                |                |            |                    |                  |                     |                  |
| Part-A.....                    |                |            |                    |                  |                     |                  |
| Part-B.....                    |                |            |                    |                  |                     |                  |
| Subtotal ***.....              |                |            |                    |                  |                     |                  |
| MENTAL HEALTH SERVICES         |                |            |                    |                  |                     |                  |
| Private Home ICF/HR.....       | \$439,054.52   | 119        | \$3,689.53         | 5,950            | 50.0                | \$73.79          |
| MR/DD Waiver.....              | \$12,705.52    | 39         | \$325.78           | 582              | 14.9                | \$21.83          |
| Psych Rehab-Private.....       | \$91,027.71    | 83         | \$1,096.72         | 15,837           | 190.8               | \$5.75           |
| CSTAR-Private.....             | \$64,595.20    | 165        | \$391.49           | 6,253            | 38.0                | \$10.31          |
| Targeted Case management.....  |                |            |                    |                  |                     |                  |
| Subtotal.....                  | \$607,382.95   | 381*       | \$1,594.18         | 28,632           | 75.1                | \$21.21          |
| STATE INSTITUTIONS             |                |            |                    |                  |                     |                  |
| ICF/Mentally Retarded.....     |                |            |                    |                  |                     |                  |
| Mental Hospital.....           | \$35,841.59    | 6          | \$5,973.60         | 75               | 12.5                | \$477.89         |
| Psych Care Under Age 22.....   |                |            |                    |                  |                     |                  |
| Psych Rehab-Public.....        | \$153,653.83   | 675        | \$227.64           | 24,446           | 36.2                | \$6.29           |
| CSTAR-Public.....              | \$3,183,752.94 | 1,236      | \$2,575.85         | 1,236            | 1.0                 | \$2,575.85       |
| Targeted Case management.....  |                |            |                    |                  |                     |                  |
| DFS Case Management.....       |                |            |                    |                  |                     |                  |
| Subtotal.....                  | \$3,373,248.36 | 1,833*     | \$1,840.29         | 25,757           | 14.0                | \$130.96         |
| EPSDT SERVICES                 |                |            |                    |                  |                     |                  |
| EPSDT Screenings.....          | \$16,668.02    | 243        | \$60.36            | 271              | 1.1                 | \$54.13          |
| EPSDT Referral Services.....   | \$1,075,290.35 | 3,984      | \$269.90           | 46,563           | 11.7                | \$23.09          |
| EPSDT Targeted Case Mgmt.....  | \$77,474.00    | 703        | \$110.20           | 701              | 1.0                 | \$110.52         |
| Subtotal.....                  | \$1,167,432.41 | 4,446*     | \$262.58           | 47,535           | 10.6                | \$24.56          |
| MANAGED CARE PREMIUMS.....     | \$659,905.45   | 5,986*     | \$110.24           |                  |                     |                  |
| =====<br>Total.....            | \$7,364,232.60 | 9,612*     | \$766.15           |                  |                     |                  |

\* Unduplicated totals

\*\*\* Recipients are not added to total.

Table 5. Medical Statistics, October, 2001

ELIGIBILITY CATEGORY: Qualified Medicare Beneficiary (QMB)

Number of eligibles on 09/28/01 - 10,413

Total eligibles enrolled during October - 10,522

|                                | EXPENDITURES | RECIPIENTS | COST PER RECIPIENT | UNITS OF SERVICE | UNITS PER RECIPIENT | COST PER SERVICE |
|--------------------------------|--------------|------------|--------------------|------------------|---------------------|------------------|
| NURSING FACILITIES.....        | \$6,134.11   | 10*        | \$613.41           | 25               | 2.5                 | \$245.36         |
| HOSPITALS                      |              |            |                    |                  |                     |                  |
| Inpatient.....                 | \$6,802.76   | 106        | \$64.18            | 70               | 1.7                 | \$97.18          |
| Outpatient.....                | \$125,564.36 | 964        | \$130.25           | 1,716            | 1.8                 | \$73.17          |
| Subtotal.....                  | \$132,367.12 | 1,049*     | \$126.18           | 1,786            | 1.7                 | \$74.11          |
| DENTAL SERVICES.....           |              |            |                    |                  |                     |                  |
| PHARMACY.....                  |              |            |                    |                  |                     |                  |
| PHYSICIAN RELATED              |              |            |                    |                  |                     |                  |
| Physician.....                 | \$35,962.83  | 899        | \$40.00            | 2,206            | 2.5                 | \$16.30          |
| Clinic.....                    | \$52,427.91  | 1,296      | \$40.45            | 3,528            | 2.7                 | \$14.86          |
| Family Planning.....           |              |            |                    |                  |                     |                  |
| X-ray & Lab.....               | \$3,273.64   | 215        | \$15.23            | 387              | 1.8                 | \$8.46           |
| Nurse Practitioner.....        | \$204.50     | 14         | \$14.61            | 15               | 1.1                 | \$13.63          |
| Podiatry.....                  | \$1,690.53   | 75         | \$22.54            | 134              | 1.8                 | \$12.63          |
| CRNA Services.....             | \$44.49      | 2          | \$22.25            | 2                | 1.0                 | \$22.25          |
| Rural Health Clinics.....      | \$3,686.04   | 176        | \$20.94            | 225              | 1.3                 | \$16.58          |
| Case Management.....           |              |            |                    |                  |                     |                  |
| Fed Qualified Health Care..... | \$1,030.63   | 49         | \$21.03            | 64               | 1.3                 | \$16.10          |
| Subtotal.....                  | \$98,320.57  | 2,297*     | \$42.80            | 6,561            | 2.8                 | \$14.99          |
| IN-HOME SERVICES               |              |            |                    |                  |                     |                  |
| Home Health Services.....      | \$71.64      | 1          | \$71.64            | 1                | 1.0                 | \$71.64          |
| Adult Day Health Care.....     |              |            |                    |                  |                     |                  |
| Homemaker/Respite Care.....    |              |            |                    |                  |                     |                  |
| Personal Care.....             |              |            |                    |                  |                     |                  |
| Aids Waiver.....               |              |            |                    |                  |                     |                  |
| Physical Disabled Waiver.....  |              |            |                    |                  |                     |                  |
| Independent Living Waiver..... |              |            |                    |                  |                     |                  |
| Subtotal.....                  | \$71.64      | 1*         | \$71.64            | 1                | 1.0                 | \$71.64          |
| REHAB AND SPECIALTY SERVICE    |              |            |                    |                  |                     |                  |
| Audiology Services.....        |              |            |                    |                  |                     |                  |
| Optometric Services.....       | \$1,208.08   | 48         | \$25.17            | 59               | 1.2                 | \$20.48          |
| Durable Medical Equip.....     | \$13,422.44  | 313        | \$42.88            | 427              | 1.4                 | \$31.43          |
| Ambulance Services.....        | \$6,568.10   | 86         | \$76.37            | 647              | 9.8                 | \$77.75          |
| Rehabilitation Center.....     | \$537.20     | 3          | \$179.07           | 6                | 2.0                 | \$89.53          |
| Hospice.....                   |              |            |                    |                  |                     |                  |
| Non-Emergency Trans.....       |              |            |                    |                  |                     |                  |
| Non-Participating Prov.....    | \$1,910.97   | 33         | \$57.91            | 70               | 2.1                 | \$27.30          |
| Comprehensive Day Rehab.....   |              |            |                    |                  |                     |                  |
| Diabetes Self-Mgmt Trng.....   |              |            |                    |                  |                     |                  |
| Subtotal.....                  | \$23,646.79  | 472*       | \$50.10            | 1,409            | 2.9                 | \$16.78          |
| BUY-IN PREMIUMS                |              |            |                    |                  |                     |                  |
| Part-A.....                    | \$960.00     | 4          | \$240.00           |                  |                     |                  |
| Part-B.....                    | \$409,409.50 | 8,317      | \$49.23            |                  |                     |                  |
| Subtotal ***.....              | \$410,369.50 | 8,321      | \$49.32            |                  |                     |                  |
| MENTAL HEALTH SERVICES         |              |            |                    |                  |                     |                  |
| Private Home ICF/MR.....       |              |            |                    |                  |                     |                  |
| MR/DD Waiver.....              |              |            |                    |                  |                     |                  |
| Psych Rehab-Private.....       | \$379.62CR   |            |                    | 18CR             |                     | \$21.09          |
| CSTAR-Private.....             |              |            |                    |                  |                     |                  |
| Targeted Case management.....  |              |            |                    |                  |                     |                  |
| Subtotal.....                  | \$379.62CR   |            |                    | 18CR             |                     | \$21.09          |
| STATE INSTITUTIONS             |              |            |                    |                  |                     |                  |
| ICF/Mentally Retarded.....     |              |            |                    |                  |                     |                  |
| Mental Hospital.....           |              |            |                    |                  |                     |                  |
| Psych Care Under Age 22.....   | \$7,606.74   | 5          | \$1,521.35         | 13               | 2.6                 | \$585.13         |
| Psych Rehab-Public.....        |              |            |                    |                  |                     |                  |
| CSTAR-Public.....              |              |            |                    |                  |                     |                  |
| Targeted Case management.....  |              |            |                    |                  |                     |                  |
| DFS Case Management.....       |              |            |                    |                  |                     |                  |
| Subtotal.....                  | \$7,606.74   | 5*         | \$1,521.35         | 13               | 2.6                 | \$585.13         |
| EPSDT SERVICES                 |              |            |                    |                  |                     |                  |
| EPSDT Screenings.....          |              |            |                    |                  |                     |                  |
| EPSDT Referral Services.....   |              |            |                    |                  |                     |                  |
| EPSDT Targeted Case Mgmt.....  |              |            |                    |                  |                     |                  |
| Subtotal.....                  |              |            |                    |                  |                     |                  |
| MANAGED CARE PREMIUMS.....     |              | *          |                    |                  |                     |                  |
| =====                          |              |            |                    |                  |                     |                  |
| Total.....                     | \$678,136.85 | 3,018*     | \$224.70           |                  |                     |                  |

\* Unduplicated totals

\*\*\* Recipients are not added to total.

Table 5. Medical Statistics, October, 2001

ELIGIBILITY CATEGORY: DYS - General Relief

Number of eligibles on 09/28/01 - 610

Total eligibles enrolled during October - 920

|                                    | EXPENDITURES | RECIPIENTS | COST PER RECIPIENT | UNITS OF SERVICE | UNITS PER RECIPIENT | COST PER SERVICE |
|------------------------------------|--------------|------------|--------------------|------------------|---------------------|------------------|
| <b>NURSING FACILITIES.....</b>     |              |            |                    |                  |                     |                  |
| <b>HOSPITALS</b>                   |              |            |                    |                  |                     |                  |
| Inpatient.....                     | \$56,668.62  | 9          | \$6,296.51         | 94               | 10.4                | \$602.86         |
| Outpatient.....                    | \$5,573.00   | 34         | \$163.91           | 147              | 4.3                 | \$37.91          |
| Subtotal.....                      | \$62,241.62  | 40*        | \$1,556.04         | 241              | 6.0                 | \$258.26         |
| DENTAL SERVICES.....               | \$2,252.75   | 14*        | \$160.91           | 41               | 2.9                 | \$54.95          |
| PHARMACY.....                      | \$26,921.61  | 156*       | \$172.57           | 457              | 2.9                 | \$58.91          |
| <b>PHYSICIAN RELATED</b>           |              |            |                    |                  |                     |                  |
| Physician.....                     | \$3,057.91   | 65         | \$47.04            | 112              | 1.7                 | \$27.30          |
| Clinic.....                        | \$1,748.56   | 26         | \$67.25            | 49               | 1.9                 | \$34.68          |
| Family Planning.....               | \$248.72     | 5          | \$49.74            | 7                | 1.4                 | \$35.52          |
| X-ray & Lab.....                   | \$693.77     | 29         | \$23.92            | 54               | 1.9                 | \$12.85          |
| Nurse Practitioner.....            | \$28.00      | 1          | \$28.00            | 1                | 1.0                 | \$28.00          |
| Podiatry.....                      | \$24.00      | 1          | \$24.00            | 1                | 1.0                 | \$24.00          |
| CRNA Services.....                 | \$51.30      | 1          | \$51.30            | 45               | 45.0                | \$1.14           |
| Rural Health Clinics.....          | \$1,389.86   | 15         | \$92.66            | 24               | 1.6                 | \$57.91          |
| Case Management.....               |              |            |                    |                  |                     |                  |
| Fed Qualified Health Care.....     | \$425.79     | 4          | \$106.45           | 19               | 4.8                 | \$22.41          |
| Subtotal.....                      | \$7,667.91   | 125*       | \$61.34            | 312              | 2.5                 | \$24.58          |
| <b>IN-HOME SERVICES</b>            |              |            |                    |                  |                     |                  |
| Home Health Services.....          |              |            |                    |                  |                     |                  |
| Adult Day Health Care.....         |              |            |                    |                  |                     |                  |
| Homemaker/Respite Care.....        |              |            |                    |                  |                     |                  |
| Personal Care.....                 |              |            |                    |                  |                     |                  |
| Aids Waiver.....                   |              |            |                    |                  |                     |                  |
| Physical Disabled Waiver..         |              |            |                    |                  |                     |                  |
| Independent Living Waiver.....     |              |            |                    |                  |                     |                  |
| Subtotal.....                      |              |            |                    |                  |                     |                  |
| <b>REHAB AND SPECIALTY SERVICE</b> |              |            |                    |                  |                     |                  |
| Audiology Services.....            |              |            |                    |                  |                     |                  |
| Optometric Services.....           | \$287.00     | 7          | \$41.00            | 8                | 1.1                 | \$35.88          |
| Durable Medical Equip.....         | \$74.76      | 2          | \$37.38            | 1                | 0.5                 | \$74.76          |
| Ambulance Services.....            | \$125.00     | 1          | \$125.00           | 1                | 1.0                 | \$125.00         |
| Rehabilitation Center.....         |              |            |                    |                  |                     |                  |
| Hospice.....                       |              |            |                    |                  |                     |                  |
| Non-Emergency Trans.....           |              |            |                    |                  |                     |                  |
| Non-Participating Prov.....        |              |            |                    |                  |                     |                  |
| Comprehensive Day Rehab...         |              |            |                    |                  |                     |                  |
| Diabetes Self-Mgmt Trning.....     |              |            |                    |                  |                     |                  |
| Subtotal.....                      | \$486.76     | 10*        | \$48.68            | 10               | 1.0                 | \$48.68          |
| <b>BUY-IN PREMIUMS</b>             |              |            |                    |                  |                     |                  |
| Part-A.....                        |              |            |                    |                  |                     |                  |
| Part-B.....                        |              |            |                    |                  |                     |                  |
| Subtotal ***.....                  |              |            |                    |                  |                     |                  |
| <b>MENTAL HEALTH SERVICES</b>      |              |            |                    |                  |                     |                  |
| Private Home ICF/MR.....           |              |            |                    |                  |                     |                  |
| MR/DD Waiver.....                  |              |            |                    |                  |                     |                  |
| Psych Rehab-Private.....           |              |            |                    |                  |                     |                  |
| CSTAR-Private.....                 | \$1,133.96   | 4          | \$283.49           | 184              | 46.0                | \$6.16           |
| Targeted Case management..         |              |            |                    |                  |                     |                  |
| Subtotal.....                      | \$1,133.96   | 4*         | \$283.49           | 184              | 46.0                | \$6.16           |
| <b>STATE INSTITUTIONS</b>          |              |            |                    |                  |                     |                  |
| ICF/Mentally Retarded.....         |              |            |                    |                  |                     |                  |
| Mental Hospital.....               |              |            |                    |                  |                     |                  |
| Psych Care Under Age 22...         |              |            |                    |                  |                     |                  |
| Psych Rehab-Public.....            |              |            |                    |                  |                     |                  |
| CSTAR-Public.....                  |              |            |                    |                  |                     |                  |
| Targeted Case management..         |              |            |                    |                  |                     |                  |
| DFS Case Management.....           |              |            |                    |                  |                     |                  |
| Subtotal.....                      |              |            |                    |                  |                     |                  |
| <b>EPSDT SERVICES</b>              |              |            |                    |                  |                     |                  |
| EPSDT Screenings.....              | \$870.48     | 13         | \$66.96            | 13               | 1.0                 | \$66.96          |
| EPSDT Referral Services...         | \$58,143.22  | 145        | \$400.99           | 1,004            | 6.9                 | \$57.91          |
| EPSDT Targeted Case Mgmt..         |              |            |                    |                  |                     |                  |
| Subtotal.....                      | \$59,013.70  | 153*       | \$385.71           | 1,017            | 6.6                 | \$58.03          |
| MANAGED CARE PREMIUMS.....         | \$28,980.58  | 374*       | \$77.49            |                  |                     |                  |
| Total.....                         | \$188,698.89 | 593*       | \$318.21           |                  |                     |                  |

\* Unduplicated totals

\*\*\* Recipients are not added to total.

Table 5. Medical Statistics, October, 2001

ELIGIBILITY CATEGORY: Medicaid for Pregnant Women

Number of eligibles on 09/28/01 - 13,639

Total eligibles enrolled during October - 16,282

|                                    | EXPENDITURES          | RECIPIENTS     | COST PER RECIPIENT | UNITS OF SERVICE | UNITS PER RECIPIENT | COST PER SERVICE |
|------------------------------------|-----------------------|----------------|--------------------|------------------|---------------------|------------------|
| <b>NURSING FACILITIES.....</b>     |                       |                |                    |                  |                     |                  |
| <b>HOSPITALS</b>                   |                       |                |                    |                  |                     |                  |
| Inpatient.....                     | \$1,665,187.65        | 957            | \$1,740.01         | 2,243            | 2.3                 | \$742.39         |
| Outpatient.....                    | \$689,100.90          | 3,335          | \$206.63           | 15,275           | 4.6                 | \$45.11          |
| Subtotal.....                      | \$2,354,288.55        | 3,889*         | \$605.37           | 17,518           | 4.5                 | \$134.39         |
| <b>DENTAL SERVICES.....</b>        | \$18,361.10           | 112*           | \$163.94           | 459              | 4.1                 | \$40.00          |
| <b>PHARMACY.....</b>               | \$165,554.37          | 3,081*         | \$53.73            | 6,104            | 2.0                 | \$27.12          |
| <b>PHYSICIAN RELATED</b>           |                       |                |                    |                  |                     |                  |
| Physician.....                     | \$525,349.62          | 2,064          | \$254.53           | 5,075            | 2.5                 | \$103.52         |
| Clinic.....                        | \$341,410.96          | 2,465          | \$138.50           | 12,633           | 5.1                 | \$27.03          |
| Family Planning.....               | \$134,675.86          | 672            | \$200.41           | 6,461            | 9.6                 | \$20.84          |
| X-ray & Lab.....                   | \$46,741.96           | 1,334          | \$35.04            | 3,063            | 2.3                 | \$15.26          |
| Nurse Practitioner.....            | \$1,549.00            | 51             | \$30.37            | 84               | 1.6                 | \$18.44          |
| Podiatry.....                      | \$216.00              | 7              | \$30.86            | 10               | 1.4                 | \$21.60          |
| CRNA Services.....                 | \$2,285.02            | 34             | \$67.21            | 1,295            | 38.1                | \$1.76           |
| Rural Health Clinics.....          | \$60,487.21           | 423            | \$143.00           | 975              | 2.3                 | \$62.04          |
| Case Management.....               | \$14,783.42           | 604            | \$24.48            | 702              | 1.2                 | \$21.06          |
| Fed Qualified Health Care.....     | \$31,357.40           | 150            | \$209.05           | 380              | 2.5                 | \$82.52          |
| Subtotal.....                      | \$1,158,856.45        | 5,682*         | \$203.95           | 30,678           | 5.4                 | \$37.77          |
| <b>IN-HOME SERVICES</b>            |                       |                |                    |                  |                     |                  |
| Home Health Services.....          | \$766.85              | 7              | \$109.55           | 14               | 2.0                 | \$54.78          |
| Adult Day Health Care.....         |                       |                |                    |                  |                     |                  |
| Homemaker/Respite Care.....        |                       |                |                    |                  |                     |                  |
| Personal Care.....                 | \$3,392.72            | 4              | \$848.18           | 263              | 65.8                | \$12.90          |
| Aids Waiver.....                   |                       |                |                    |                  |                     |                  |
| Physical Disabled Waiver..         |                       |                |                    |                  |                     |                  |
| Independent Living Waiver..        |                       |                |                    |                  |                     |                  |
| Subtotal.....                      | \$4,159.57            | 11*            | \$378.14           | 277              | 25.1                | \$15.02          |
| <b>REHAB AND SPECIALTY SERVICE</b> |                       |                |                    |                  |                     |                  |
| Audiology Services.....            |                       |                |                    |                  |                     |                  |
| Optometric Services.....           | \$2,097.50            | 48             | \$43.70            | 61               | 1.3                 | \$34.39          |
| Durable Medical Equip.....         | \$4,273.09            | 40             | \$106.83           | 148              | 3.7                 | \$28.87          |
| Ambulance Services.....            | \$14,350.04           | 68             | \$211.03           | 2,216            | 32.6                | \$6.48           |
| Rehabilitation Center.....         |                       |                |                    |                  |                     |                  |
| Hospice.....                       |                       |                |                    |                  |                     |                  |
| Non-Emergency Trans.....           | \$3,799.53            | 27             | \$140.72           | 95               | 3.5                 | \$40.00          |
| Non-Participating Prov....         |                       |                |                    |                  |                     |                  |
| Comprehensive Day Rehab...         |                       |                |                    |                  |                     |                  |
| Diabetes Self-Mgmt Trning..        | \$100.00              | 3              | \$33.33            | 3                | 1.0                 | \$33.33          |
| Subtotal.....                      | \$24,620.16           | 182*           | \$135.28           | 2,523            | 13.8                | \$9.76           |
| <b>BUY-IN PREMIUMS</b>             |                       |                |                    |                  |                     |                  |
| Part-A.....                        |                       |                |                    |                  |                     |                  |
| Part-B.....                        |                       |                |                    |                  |                     |                  |
| Subtotal ***.....                  |                       |                |                    |                  |                     |                  |
| <b>MENTAL HEALTH SERVICES</b>      |                       |                |                    |                  |                     |                  |
| Private Home ICF/MR.....           |                       |                |                    |                  |                     |                  |
| MR/DD Waiver.....                  | \$209.08              | 2              | \$104.54           | 52               | 26.0                | \$4.02           |
| Psych Rehab-Private.....           | \$2,359.98            | 6              | \$393.33           | 109              | 18.2                | \$21.65          |
| CSTAR-Private.....                 | \$28,947.06           | 43             | \$673.19           | 5,186            | 120.6               | \$5.58           |
| Targeted Case management..         | \$43.80               | 1              | \$43.80            | 4                | 4.0                 | \$10.95          |
| Subtotal.....                      | \$31,559.92           | 51*            | \$618.82           | 5,351            | 104.9               | \$5.90           |
| <b>STATE INSTITUTIONS</b>          |                       |                |                    |                  |                     |                  |
| ICF/Mentally Retarded.....         |                       |                |                    |                  |                     |                  |
| Mental Hospital.....               |                       |                |                    |                  |                     |                  |
| Psych Care Under Age 22...         |                       |                |                    |                  |                     |                  |
| Psych Rehab-Public.....            |                       |                |                    |                  |                     |                  |
| CSTAR-Public.....                  |                       |                |                    |                  |                     |                  |
| Targeted Case management..         | \$2,078.97            | 16             | \$129.94           | 341              | 21.3                | \$6.10           |
| DFS Case Management.....           |                       |                |                    |                  |                     |                  |
| Subtotal.....                      | \$2,078.97            | 16*            | \$129.94           | 341              | 21.3                | \$6.10           |
| <b>EPSDT SERVICES</b>              |                       |                |                    |                  |                     |                  |
| EPSDT Screenings.....              | \$6,033.05            | 95             | \$63.51            | 100              | 1.1                 | \$60.33          |
| EPSDT Referral Services...         | \$49,354.27           | 686            | \$71.95            | 1,781            | 2.6                 | \$27.71          |
| EPSDT Targeted Case Mgmt..         |                       |                |                    |                  |                     |                  |
| Subtotal.....                      | \$55,387.32           | 726*           | \$76.29            | 1,881            | 2.5                 | \$29.45          |
| <b>MANAGED CARE PREMIUMS.....</b>  | \$849,408.12          | 6,879*         | \$123.48           |                  |                     |                  |
| =====                              |                       |                |                    |                  |                     |                  |
| <b>Total.....</b>                  | <b>\$4,664,274.53</b> | <b>14,140*</b> | <b>\$329.86</b>    |                  |                     |                  |

\* Unduplicated totals

\*\*\* Recipients are not added to total.

Table 5. Medical Statistics, October, 2001

ELIGIBILITY CATEGORY: Medicaid for Children

Number of eligibles on 09/28/01 - 231,896

Total eligibles enrolled during October - 237,235

|                                    | EXPENDITURES           | RECIPIENTS      | COST PER RECIPIENT | UNITS OF SERVICE | UNITS PER RECIPIENT | COST PER SERVICE |
|------------------------------------|------------------------|-----------------|--------------------|------------------|---------------------|------------------|
| <b>NURSING FACILITIES.....</b>     | <b>\$32,387.56</b>     | <b>5*</b>       | <b>\$6,477.51</b>  | <b>123</b>       | <b>24.6</b>         | <b>\$263.31</b>  |
| <b>HOSPITALS</b>                   |                        |                 |                    |                  |                     |                  |
| Inpatient.....                     | \$4,662,719.09         | 1,476           | \$3,159.02         | 5,603            | 3.8                 | \$832.18         |
| Outpatient.....                    | \$1,875,889.72         | 9,377           | \$200.05           | 30,428           | 3.2                 | \$61.65          |
| Subtotal.....                      | \$6,538,608.81         | 10,384*         | \$629.68           | 36,031           | 3.4                 | \$181.47         |
| <b>DENTAL SERVICES.....</b>        | <b>\$149,915.10</b>    | <b>1,121*</b>   | <b>\$133.73</b>    | <b>4,100</b>     | <b>3.7</b>          | <b>\$36.56</b>   |
| <b>PHARMACY.....</b>               | <b>\$1,964,415.01</b>  | <b>26,349*</b>  | <b>\$74.55</b>     | <b>55,330</b>    | <b>2.1</b>          | <b>\$35.50</b>   |
| <b>PHYSICIAN RELATED</b>           |                        |                 |                    |                  |                     |                  |
| Physician.....                     | \$317,818.11           | 3,940           | \$80.66            | 15,373           | 3.9                 | \$20.67          |
| Clinic.....                        | \$429,606.89           | 7,203           | \$59.64            | 39,561           | 5.5                 | \$10.86          |
| Family Planning.....               | \$49,667.84            | 1,285           | \$38.65            | 1,469            | 1.1                 | \$33.81          |
| X-ray & Lab.....                   | \$34,245.30            | 1,516           | \$22.59            | 2,179            | 1.8                 | \$12.59          |
| Nurse Practitioner.....            | \$3,591.20             | 141             | \$25.47            | 1,177            | 1.5                 | \$20.29          |
| Podiatry.....                      | \$2,183.50             | 54              | \$40.44            | 82               | 1.5                 | \$26.63          |
| CRNA Services.....                 | \$6,105.53             | 119             | \$51.31            | 6,750            | 56.7                | \$9.90           |
| Rural Health Clinics.....          | \$475,120.66           | 5,525           | \$85.99            | 9,527            | 1.7                 | \$50.94          |
| Case Management.....               | \$1,510.00             | 57              | \$26.49            | 65               | 1.1                 | \$23.23          |
| Fed Qualified Health Care.....     | \$40,289.20            | 229             | \$175.94           | 1,402            | 6.1                 | \$28.74          |
| Subtotal.....                      | \$1,360,138.23         | 17,153*         | \$79.29            | 76,925           | 4.4                 | \$17.68          |
| <b>IN-HOME SERVICES</b>            |                        |                 |                    |                  |                     |                  |
| Home Health Services.....          | \$1,975.07             | 8               | \$246.88           | 35               | 4.4                 | \$56.43          |
| Adult Day Health Care.....         |                        |                 |                    |                  |                     |                  |
| Homemaker/Respite Care.....        |                        |                 |                    |                  |                     |                  |
| Personal Care.....                 | \$3,067.18             | 5               | \$613.44           | 253              | 50.6                | \$12.12          |
| Aids Waiver.....                   |                        |                 |                    |                  |                     |                  |
| Physical Disabled Waiver.....      |                        |                 |                    |                  |                     |                  |
| Independent Living Waiver.....     |                        |                 |                    |                  |                     |                  |
| Subtotal.....                      | \$5,042.25             | 13*             | \$387.87           | 288              | 22.1                | \$17.51          |
| <b>REHAB AND SPECIALTY SERVICE</b> |                        |                 |                    |                  |                     |                  |
| Audiology Services.....            | \$2,258.75             | 18              | \$125.49           | 26               | 1.3                 | \$94.11          |
| Optometric Services.....           | \$52,797.30            | 1,099           | \$48.04            | 1,537            | 1.4                 | \$34.35          |
| Durable Medical Equip.....         | \$19,098.77            | 122             | \$156.55           | 303              | 2.5                 | \$63.03          |
| Ambulance Services.....            | \$46,740.49            | 224             | \$208.66           | 5,773            | 25.8                | \$8.10           |
| Rehabilitation Center.....         |                        |                 |                    |                  |                     |                  |
| Hospice.....                       |                        |                 |                    |                  |                     |                  |
| Non-Emergency Trans.....           | \$82,203.15            | 325             | \$252.93           | 1,630            | 5.0                 | \$50.43          |
| Non-Participating Prov.....        |                        |                 |                    |                  |                     |                  |
| Comprehensive Day Rehab... ..      |                        |                 |                    |                  |                     |                  |
| Diabetes Self-Mgmt Trning.....     |                        |                 |                    |                  |                     |                  |
| Subtotal.....                      | \$203,098.46           | 1,768*          | \$114.87           | 9,267            | 5.2                 | \$21.92          |
| <b>BUY-IN PREMIUMS</b>             |                        |                 |                    |                  |                     |                  |
| Part-A.....                        |                        |                 |                    |                  |                     |                  |
| Part-B.....                        |                        |                 |                    |                  |                     |                  |
| Subtotal ***.....                  |                        |                 |                    |                  |                     |                  |
| <b>MENTAL HEALTH SERVICES</b>      |                        |                 |                    |                  |                     |                  |
| Private Home ICF/MR.....           |                        |                 |                    |                  |                     |                  |
| MR/DD Waiver.....                  | \$71,713.12            | 62              | \$1,156.66         | 3,316            | 53.5                | \$21.63          |
| Psych Rehab-Private.....           | \$39,800.13            | 89              | \$447.19           | 1,730            | 17.3                | \$26.01          |
| CSTAR-Private.....                 | \$310,443.26           | 330             | \$940.74           | 5,102            | 160.5               | \$31.85          |
| Targeted Case management.. ..      | \$196,625.50           | 434             | \$453.05           | 23,054           | 53.1                | \$8.53           |
| Subtotal.....                      | \$618,581.81           | 870*            | \$711.01           | 81,002           | 93.1                | \$7.64           |
| <b>STATE INSTITUTIONS</b>          |                        |                 |                    |                  |                     |                  |
| ICF/Mentally Retarded.....         |                        |                 |                    |                  |                     |                  |
| Mental Hospital.....               |                        |                 |                    |                  |                     |                  |
| Psych Care Under Age 22... ..      | \$57,732.23            | 6               | \$9,622.04         | 104              | 17.3                | \$555.12         |
| Psych Rehab-Public.....            |                        |                 |                    |                  |                     |                  |
| CSTAR-Public.....                  |                        |                 |                    |                  |                     |                  |
| Targeted Case management.. ..      | \$285,145.67           | 1,821           | \$156.59           | 45,499           | 25.0                | \$6.27           |
| DFS Case Management.....           | \$4,592.28             | 2               | \$2,296.14         | 2                | 1.0                 | \$2,296.14       |
| Subtotal.....                      | \$347,470.18           | 1,826*          | \$190.29           | 45,605           | 24.9                | \$7.62           |
| <b>EPSDT SERVICES</b>              |                        |                 |                    |                  |                     |                  |
| Screenings.....                    | \$336,349.76           | 5,661           | \$59.42            | 6,542            | 1.2                 | \$51.41          |
| Referral Services.....             | \$2,736,730.78         | 28,793          | \$102.14           | 126,907          | 4.7                 | \$21.56          |
| Targeted Case Mgmt.. ..            |                        |                 |                    |                  |                     |                  |
| Subtotal.....                      | \$3,073,080.54         | 28,412*         | \$108.16           | 133,449          | 4.7                 | \$23.03          |
| <b>MANAGED CARE PREMIUMS.....</b>  | <b>\$15,925,479.73</b> | <b>145,127*</b> | <b>\$109.73</b>    |                  |                     |                  |
| =====                              |                        |                 |                    |                  |                     |                  |
| <b>Total.....</b>                  | <b>\$30,218,217.68</b> | <b>195,188*</b> | <b>\$154.82</b>    |                  |                     |                  |

\* Unduplicated totals

\*\*\* Recipients are not added to total.

Table 5. Medical Statistics, October, 2001

ELIGIBILITY CATEGORY: Presumptive Eligibility

Number of eligibles on 09/28/01 - 1,151

Total eligibles enrolled during October - N/A

|                                    | EXPENDITURES | RECIPIENTS | COST PER RECIPIENT | UNITS OF SERVICE | UNITS PER RECIPIENT | COST PER SERVICE |
|------------------------------------|--------------|------------|--------------------|------------------|---------------------|------------------|
| <b>NURSING FACILITIES.....</b>     |              |            |                    |                  |                     |                  |
| <b>HOSPITALS</b>                   |              |            |                    |                  |                     |                  |
| Inpatient.....                     |              |            |                    |                  |                     |                  |
| Outpatient.....                    | \$106,572.66 | 705        | \$151.17           | 3,055            | 4.3                 | \$34.88          |
| Subtotal.....                      | \$106,572.66 | 705*       | \$151.17           | 3,055            | 4.3                 | \$34.88          |
| <b>DENTAL SERVICES.....</b>        |              |            |                    |                  |                     |                  |
| PHARMACY.....                      | \$18,654.67  | 432*       | \$43.18            | 733              | 1.7                 | \$25.45          |
| <b>PHYSICIAN RELATED</b>           |              |            |                    |                  |                     |                  |
| Physician.....                     | \$9,002.63   | 161        | \$55.92            | 426              | 2.6                 | \$21.13          |
| Clinic.....                        | \$16,115.99  | 503        | \$32.04            | 1,074            | 2.1                 | \$15.01          |
| Family Planning.....               | \$603.70     | 11         | \$54.88            | 13               | 1.2                 | \$46.44          |
| X-ray & Lab.....                   | \$8,712.18   | 181        | \$48.13            | 703              | 3.9                 | \$12.39          |
| Nurse Practitioner.....            | \$138.50     | 2          | \$69.25            | 2                | 1.0                 | \$69.25          |
| Podiatry.....                      |              |            |                    |                  |                     |                  |
| CRNA Services.....                 |              |            |                    |                  |                     |                  |
| Rural Health Clinics.....          | \$1,429.20   | 15         | \$95.28            | 28               | 1.9                 | \$51.04          |
| Case Management.....               | \$4,657.10   | 230        | \$20.25            | 247              | 1.1                 | \$18.85          |
| Fed Qualified Health Care.....     | \$21,677.05  | 197        | \$110.04           | 484              | 2.5                 | \$44.79          |
| Subtotal.....                      | \$62,336.35  | 975*       | \$63.93            | 2,977            | 3.0                 | \$20.94          |
| <b>IN-HOME SERVICES</b>            |              |            |                    |                  |                     |                  |
| Home Health Services.....          |              |            |                    |                  |                     |                  |
| Adult Day Health Care.....         |              |            |                    |                  |                     |                  |
| Homemaker/Respite Care.....        |              |            |                    |                  |                     |                  |
| Personal Care.....                 |              |            |                    |                  |                     |                  |
| Aids Waiver.....                   |              |            |                    |                  |                     |                  |
| Physical Disabled Waiver.....      |              |            |                    |                  |                     |                  |
| Independent Living Waiver.....     |              |            |                    |                  |                     |                  |
| Subtotal.....                      |              |            |                    |                  |                     |                  |
| <b>REHAB AND SPECIALTY SERVICE</b> |              |            |                    |                  |                     |                  |
| Audiology Services.....            |              |            |                    |                  |                     |                  |
| Optometric Services.....           |              |            |                    |                  |                     |                  |
| Durable Medical Equip.....         |              |            |                    |                  |                     |                  |
| Ambulance Services.....            |              |            |                    |                  |                     |                  |
| Rehabilitation Center.....         |              |            |                    |                  |                     |                  |
| Hospice.....                       |              |            |                    |                  |                     |                  |
| Non-Emergency Trans.....           | \$271.70     | 2          | \$135.85           | 6                | 3.0                 | \$45.28          |
| Non-Participating Prov.....        |              |            |                    |                  |                     |                  |
| Comprehensive Day Rehab.....       |              |            |                    |                  |                     |                  |
| Diabetes Self-Mgmt Trning.....     |              |            |                    |                  |                     |                  |
| Subtotal.....                      | \$271.70     | 2*         | \$135.85           | 6                | 3.0                 | \$45.28          |
| <b>BUY-IN PREMIUMS</b>             |              |            |                    |                  |                     |                  |
| Part-A.....                        |              |            |                    |                  |                     |                  |
| Part-B.....                        |              |            |                    |                  |                     |                  |
| Subtotal ***.....                  |              |            |                    |                  |                     |                  |
| <b>MENTAL HEALTH SERVICES</b>      |              |            |                    |                  |                     |                  |
| Private Home ICF/MR.....           |              |            |                    |                  |                     |                  |
| MR/DD Waiver.....                  |              |            |                    |                  |                     |                  |
| Psych Rehab-Private.....           |              |            |                    |                  |                     |                  |
| CSTAR-Private.....                 |              |            |                    |                  |                     |                  |
| Targeted Case management.....      |              |            |                    |                  |                     |                  |
| Subtotal.....                      |              |            |                    |                  |                     |                  |
| <b>STATE INSTITUTIONS</b>          |              |            |                    |                  |                     |                  |
| ICF/Mentally Retarded.....         |              |            |                    |                  |                     |                  |
| Mental Hospital.....               |              |            |                    |                  |                     |                  |
| Psych Care Under Age 22.....       |              |            |                    |                  |                     |                  |
| Psych Rehab-Public.....            |              |            |                    |                  |                     |                  |
| CSTAR-Public.....                  |              |            |                    |                  |                     |                  |
| Targeted Case management.....      |              |            |                    |                  |                     |                  |
| DFS Case Management.....           |              |            |                    |                  |                     |                  |
| Subtotal.....                      |              |            |                    |                  |                     |                  |
| <b>EPSDT SERVICES</b>              |              |            |                    |                  |                     |                  |
| EPSDT Screenings.....              |              |            |                    |                  |                     |                  |
| EPSDT Referral Services.....       | \$14,039.82  | 194        | \$72.37            | 461              | 2.4                 | \$30.46          |
| EPSDT Targeted Case Mgmt.....      |              |            |                    |                  |                     |                  |
| Subtotal.....                      | \$14,039.82  | 194*       | \$72.37            | 461              | 2.3                 | \$30.46          |
| <b>MANAGED CARE PREMIUMS.....</b>  |              |            |                    |                  |                     |                  |
|                                    |              | *          |                    |                  |                     |                  |
| =====                              |              |            |                    |                  |                     |                  |
| Total.....                         | \$201,875.20 | 1,612*     | \$125.23           |                  |                     |                  |

\* Unduplicated totals

\*\*\* Recipients are not added to total.

Table 5. Medical Statistics, October, 2001

ELIGIBILITY CATEGORY: MOCDD

Number of eligibles on 09/28/01 - 163

Total eligibles enrolled during October - 169

|                                    | EXPENDITURES | RECIPIENTS | COST PER RECIPIENT | UNITS OF SERVICE | UNITS PER RECIPIENT | COST PER SERVICE |
|------------------------------------|--------------|------------|--------------------|------------------|---------------------|------------------|
| <b>NURSING FACILITIES.....</b>     |              |            |                    |                  |                     |                  |
| <b>HOSPITALS</b>                   |              |            |                    |                  |                     |                  |
| Inpatient.....                     |              |            |                    |                  |                     |                  |
| Outpatient.....                    | \$898.55     | 5          | \$179.71           | 30               | 6.0                 | \$29.95          |
| Subtotal.....                      | \$898.55     | 5*         | \$179.71           | 30               | 6.0                 | \$29.95          |
| DENTAL SERVICES.....               | \$52.00      | 1*         | \$52.00            | 3                | 3.0                 | \$17.33          |
| PHARMACY.....                      | \$15,945.43  | 82*        | \$194.46           | 272              | 3.3                 | \$58.62          |
| <b>PHYSICIAN RELATED</b>           |              |            |                    |                  |                     |                  |
| Physician.....                     | \$354.00     | 2          | \$177.00           | 2                | 1.0                 | \$177.00         |
| Clinic.....                        | \$130.00     | 1          | \$130.00           | 5                | 5.0                 | \$26.00          |
| Family Planning.....               | \$26.68CR    | 2          | \$13.34CR          | 1                | .5                  | \$26.68CR        |
| X-ray & Lab.....                   | \$40.07      | 2          | \$20.04            | 4                | 2.0                 | \$10.02          |
| Nurse Practitioner.....            | \$35.00      | 1          | \$35.00            | 1                | 1.0                 | \$35.00          |
| Podiatry.....                      |              |            |                    |                  |                     |                  |
| CRNA Services.....                 |              |            |                    |                  |                     |                  |
| Rural Health Clinics.....          |              |            |                    |                  |                     |                  |
| Case Management.....               |              |            |                    |                  |                     |                  |
| Fed Qualified Health Care.....     |              |            |                    |                  |                     |                  |
| Subtotal.....                      | \$532.39     | 8*         | \$66.55            | 13               | 1.6                 | \$40.95          |
| <b>IN-HOME SERVICES</b>            |              |            |                    |                  |                     |                  |
| Home Health Services.....          |              |            |                    |                  |                     |                  |
| Adult Day Health Care.....         |              |            |                    |                  |                     |                  |
| Homemaker/Respite Care.....        |              |            |                    |                  |                     |                  |
| Personal Care.....                 |              |            |                    |                  |                     |                  |
| Aids Waiver.....                   |              |            |                    |                  |                     |                  |
| Physical Disabled Waiver..         |              |            |                    |                  |                     |                  |
| Independent Living Waiver..        |              |            |                    |                  |                     |                  |
| Subtotal.....                      |              |            |                    |                  |                     |                  |
| <b>REHAB AND SPECIALTY SERVICE</b> |              |            |                    |                  |                     |                  |
| Audiology Services.....            |              |            |                    |                  |                     |                  |
| Optometric Services.....           |              |            |                    |                  |                     |                  |
| Durable Medical Equip.....         |              |            |                    |                  |                     |                  |
| Ambulance Services.....            |              |            |                    |                  |                     |                  |
| Rehabilitation Center.....         |              |            |                    |                  |                     |                  |
| Hospice.....                       |              |            |                    |                  |                     |                  |
| Non-Emergency Trans.....           | \$411.80     | 4          | \$102.95           | 10               | 2.5                 | \$41.18          |
| Non-Participating Prov.....        |              |            |                    |                  |                     |                  |
| Comprehensive Day Rehab...         |              |            |                    |                  |                     |                  |
| Diabetes Self-Mgmt Trning..        |              |            |                    |                  |                     |                  |
| Subtotal.....                      | \$411.80     | 4*         | \$102.95           | 10               | 2.5                 | \$41.18          |
| <b>BUY-IN PREMIUMS</b>             |              |            |                    |                  |                     |                  |
| Part-A.....                        |              |            |                    |                  |                     |                  |
| Part-B.....                        |              |            |                    |                  |                     |                  |
| Subtotal ***.....                  |              |            |                    |                  |                     |                  |
| <b>MENTAL HEALTH SERVICES</b>      |              |            |                    |                  |                     |                  |
| Private Home ICF/MR.....           |              |            |                    |                  |                     |                  |
| MR/DD Waiver.....                  | \$113,848.49 | 92         | \$1,237.48         | 8,732            | 94.9                | \$13.04          |
| Psych Rehab-Private.....           |              |            |                    |                  |                     |                  |
| CSTAR-Private.....                 |              |            |                    |                  |                     |                  |
| Targeted Case management..         | \$270.00     | 3          | \$90.00            | 45               | 15.0                | \$6.00           |
| Subtotal.....                      | \$114,118.49 | 92*        | \$1,240.42         | 8,777            | 95.4                | \$13.00          |
| <b>STATE INSTITUTIONS</b>          |              |            |                    |                  |                     |                  |
| ICF/Mentally Retarded.....         |              |            |                    |                  |                     |                  |
| Mental Hospital.....               |              |            |                    |                  |                     |                  |
| Psych Care Under Age 22...         |              |            |                    |                  |                     |                  |
| Psych Rehab-Public.....            |              |            |                    |                  |                     |                  |
| CSTAR-Public.....                  |              |            |                    |                  |                     |                  |
| Targeted Case management..         | \$39,541.02  | 139        | \$284.47           | 6,264            | 45.1                | \$6.31           |
| DFS Case Management.....           |              |            |                    |                  |                     |                  |
| Subtotal.....                      | \$39,541.02  | 139*       | \$284.47           | 6,264            | 45.0                | \$6.31           |
| <b>EPSDT SERVICES</b>              |              |            |                    |                  |                     |                  |
| EPSDT Screenings.....              |              |            |                    |                  |                     |                  |
| EPSDT Referral Services...         | \$134,509.03 | 65         | \$2,069.37         | 5,814            | 89.4                | \$23.14          |
| EPSDT Targeted Case Mgmt..         |              |            |                    |                  |                     |                  |
| Subtotal.....                      | \$134,509.03 | 65*        | \$2,069.37         | 5,814            | 89.4                | \$23.14          |
| <b>MANAGED CARE PREMIUMS.....</b>  |              |            |                    |                  |                     |                  |
|                                    |              | *          |                    |                  |                     |                  |
| =====                              |              |            |                    |                  |                     |                  |
| Total.....                         | \$306,008.71 | 162*       | \$1,888.94         |                  |                     |                  |

\* Unduplicated totals

\*\*\* Recipients are not added to total.

Table 5. Medical Statistics, October, 2001

ELIGIBILITY CATEGORY: Child - 1115 Waiver

Number of eligibles on 09/28/01 - 74,060

Total eligibles enrolled during October - 76,049

|                                    | EXPENDITURES   | RECIPIENTS | COST PER RECIPIENT | UNITS OF SERVICE | UNITS PER RECIPIENT | COST PER SERVICE |
|------------------------------------|----------------|------------|--------------------|------------------|---------------------|------------------|
| <b>NURSING FACILITIES.....</b>     |                |            |                    |                  |                     |                  |
| <b>HOSPITALS</b>                   |                |            |                    |                  |                     |                  |
| Inpatient.....                     | \$456,886.49   | 132        | \$3,461.26         | 602              | 4.6                 | \$758.95         |
| Outpatient.....                    | \$569,896.31   | 2,570      | \$221.75           | 8,704            | 3.4                 | \$65.48          |
| Subtotal.....                      | \$1,026,782.80 | 2,625*     | \$391.16           | 9,306            | 3.5                 | \$110.34         |
| <b>DENTAL SERVICES.....</b>        | \$65,134.20    | 548*       | \$118.86           | 1,848            | 3.4                 | \$35.25          |
| <b>PHARMACY.....</b>               | \$707,816.86   | 8,353*     | \$84.74            | 17,031           | 2.0                 | \$41.56          |
| <b>PHYSICIAN RELATED</b>           |                |            |                    |                  |                     |                  |
| Physician.....                     | \$68,253.87    | 1,195      | \$57.12            | 5,378            | 4.5                 | \$12.69          |
| Clinic.....                        | \$74,359.65    | 1,919      | \$38.75            | 10,319           | 5.4                 | \$7.21           |
| Family Planning.....               | \$25,067.11    | 607        | \$41.30            | 713              | 1.2                 | \$35.16          |
| X-ray & Lab.....                   | \$12,317.93    | 468        | \$26.32            | 915              | 2.0                 | \$43.46          |
| Nurse Practitioner.....            | \$1,690.98     | 54         | \$31.31            | 73               | 1.4                 | \$23.16          |
| Podiatry.....                      | \$886.00       | 24         | \$36.92            | 36               | 1.5                 | \$24.61          |
| CRNA Services.....                 | \$1,728.44     | 37         | \$46.71            | 1,939            | 52.4                | \$6.89           |
| Rural Health Clinics.....          | \$156,865.31   | 1,862      | \$84.25            | 3,127            | 1.7                 | \$50.16          |
| Case Management.....               | \$333.42       | 12         | \$27.79            | 13               | 1.1                 | \$25.65          |
| Fed Qualified Health Care.....     | \$8,977.80     | 60         | \$149.63           | 291              | 4.9                 | \$30.85          |
| Subtotal.....                      | \$350,480.51   | 5,260*     | \$66.63            | 22,804           | 4.3                 | \$15.37          |
| <b>IN-HOME SERVICES</b>            |                |            |                    |                  |                     |                  |
| Home Health Services.....          |                |            |                    |                  |                     |                  |
| Adult Day Health Care.....         |                |            |                    |                  |                     |                  |
| Homemaker/Respite Care.....        |                |            |                    |                  |                     |                  |
| Personal Care.....                 |                |            |                    |                  |                     |                  |
| Aids Waiver.....                   |                |            |                    |                  |                     |                  |
| Physical Disabled Waiver.....      |                |            |                    |                  |                     |                  |
| Independent Living Waiver.....     |                |            |                    |                  |                     |                  |
| Subtotal.....                      |                |            |                    |                  |                     |                  |
| <b>REHAB AND SPECIALTY SERVICE</b> |                |            |                    |                  |                     |                  |
| Audiology Services.....            | \$325.00       | 4          | \$81.25            | 11               | 2.8                 | \$29.55          |
| Optometric Services.....           | \$23,075.41    | 489        | \$47.19            | 666              | 1.4                 | \$34.65          |
| Durable Medical Equip.....         | \$11,039.73    | 40         | \$275.99           | 128              | 3.2                 | \$86.25          |
| Ambulance Services.....            | \$13,312.63    | 60         | \$221.88           | 1,515            | 25.3                | \$8.79           |
| Rehabilitation Center.....         |                |            |                    |                  |                     |                  |
| Hospice.....                       |                |            |                    |                  |                     |                  |
| Non-Emergency Trans.....           |                |            |                    |                  |                     |                  |
| Non-Participating Prov.....        |                |            |                    |                  |                     |                  |
| Comprehensive Day Rehab.....       |                |            |                    |                  |                     |                  |
| Diabetes Self-Mgmt Trning.....     |                |            |                    |                  |                     |                  |
| Subtotal.....                      | \$47,752.77    | 592*       | \$80.66            | 2,320            | 3.9                 | \$20.58          |
| <b>BUY-IN PREMIUMS</b>             |                |            |                    |                  |                     |                  |
| Part-A.....                        |                |            |                    |                  |                     |                  |
| Part-B.....                        |                |            |                    |                  |                     |                  |
| Subtotal ***.....                  |                |            |                    |                  |                     |                  |
| <b>MENTAL HEALTH SERVICES</b>      |                |            |                    |                  |                     |                  |
| Private Home ICF/MR.....           |                |            |                    |                  |                     |                  |
| MR/DD Waiver.....                  | \$4,427.53     | 11         | \$402.50           | 404              | 36.7                | \$10.96          |
| Psych Rehab-Private.....           | \$20,158.00    | 48         | \$419.96           | 802              | 16.7                | \$25.13          |
| CSTAR-Private.....                 | \$55,012.68    | 64         | \$859.57           | 9,345            | 146.0               | \$5.89           |
| Targeted Case management.....      | \$67,853.05    | 174        | \$389.96           | 7,198            | 41.4                | \$9.43           |
| Subtotal.....                      | \$147,451.26   | 264*       | \$558.53           | 17,749           | 67.2                | \$8.31           |
| <b>STATE INSTITUTIONS</b>          |                |            |                    |                  |                     |                  |
| ICF/Mentally Retarded.....         |                |            |                    |                  |                     |                  |
| Mental Hospital.....               |                |            |                    |                  |                     |                  |
| Psych Care Under Age 22.....       | \$17,859.10    | 1          | \$17,859.10        | 31               | 31.0                | \$576.10         |
| Psych Rehab-Public.....            |                |            |                    |                  |                     |                  |
| CSTAR-Public.....                  |                |            |                    |                  |                     |                  |
| Targeted Case management.....      | \$88,348.50    | 539        | \$163.91           | 13,938           | 25.9                | \$6.34           |
| DFS Case Management.....           |                |            |                    |                  |                     |                  |
| Subtotal.....                      | \$106,207.60   | 540*       | \$196.68           | 13,969           | 25.8                | \$7.60           |
| <b>EPSDT SERVICES</b>              |                |            |                    |                  |                     |                  |
| EPSDT Screenings.....              | \$42,783.14    | 717        | \$59.67            | 770              | 1.1                 | \$55.56          |
| EPSDT Referral Services.....       | \$781,457.27   | 7,414      | \$105.40           | 32,382           | 4.4                 | \$24.13          |
| EPSDT Targeted Case Mgmt.....      |                |            |                    |                  |                     |                  |
| Subtotal.....                      | \$824,240.41   | 7,719*     | \$106.78           | 33,152           | 4.2                 | \$24.86          |
| <b>MANAGED CARE PREMIUMS.....</b>  | \$3,171,629.34 | 41,042*    | \$77.28            |                  |                     |                  |
| =====<br>Total.....                | \$6,447,495.75 | 56,160*    | \$114.81           |                  |                     |                  |

\* Unduplicated totals

\*\*\* Recipients are not added to total.



Table 5. Medical Statistics, October, 2001

ELIGIBILITY CATEGORY: Adult - 1115 Waiver

Number of eligibles on 09/28/01 - 93,233

Total eligibles enrolled during October - 96,710

|                                    | EXPENDITURES   | RECIPIENTS | COST PER RECIPIENT | UNITS OF SERVICE | UNITS PER RECIPIENT | COST PER SERVICE |
|------------------------------------|----------------|------------|--------------------|------------------|---------------------|------------------|
| <b>NURSING FACILITIES.....</b>     |                |            |                    |                  |                     |                  |
| <b>HOSPITALS</b>                   |                |            |                    |                  |                     |                  |
| Inpatient.....                     | \$717,891.39   | 296        | \$2,425.31         | 958              | 3.2                 | \$749.36         |
| Outpatient.....                    | \$1,444,800.51 | 4,910      | \$294.26           | 20,968           | 4.5                 | \$68.91          |
| Subtotal.....                      | \$2,162,691.90 | 5,068*     | \$426.73           | 21,926           | 4.3                 | \$98.64          |
| <b>DENTAL SERVICES.....</b>        | \$1,659.75     | 56*        | \$29.64            | 102              | 1.8                 | \$16.27          |
| <b>PHARMACY.....</b>               | \$1,219,329.97 | 13,163*    | \$92.63            | 30,785           | 2.3                 | \$39.61          |
| <b>PHYSICIAN RELATED</b>           |                |            |                    |                  |                     |                  |
| Physician.....                     | \$227,535.61   | 4,408      | \$51.62            | 11,686           | 2.7                 | \$19.47          |
| Clinic.....                        | \$190,150.81   | 4,312      | \$44.10            | 29,026           | 6.7                 | \$6.55           |
| Family Planning.....               | \$149,103.30   | 2,516      | \$59.26            | 29,466           | 11.7                | \$27.28          |
| X-ray & Lab.....                   | \$51,521.70    | 1,681      | \$30.65            | 9,233            | 5.5                 | \$15.94          |
| Nurse Practitioner.....            | \$7,783.17     | 336        | \$23.16            | 534              | 1.6                 | \$14.58          |
| Podiatry.....                      | \$3,061.22     | 65         | \$47.10            | 126              | 1.9                 | \$24.30          |
| CRNA Services.....                 | \$1,891.04     | 37         | \$51.11            | 452              | 12.2                | \$6.81           |
| Rural Health Clinics.....          | \$197,293.18   | 2,143      | \$92.06            | 4,283            | 6.3                 | \$46.06          |
| Case Management.....               | \$454.00       | 31         | \$14.65            | 22               | 1.0                 | \$14.19          |
| Fed Qualified Health Care.....     | \$31,593.86    | 409        | \$77.25            | 850              | 2.1                 | \$37.17          |
| Subtotal.....                      | \$860,387.89   | 12,227*    | \$70.37            | 57,568           | 4.7                 | \$14.95          |
| <b>IN-HOME SERVICES</b>            |                |            |                    |                  |                     |                  |
| Home Health Services.....          | \$6,529.81     | 21         | \$310.94           | 1,017            | 48.4                | \$6.42           |
| Adult Day Health Care.....         |                |            |                    |                  |                     |                  |
| Homemaker/Respite Care.....        |                |            |                    |                  |                     |                  |
| Personal Care.....                 |                |            |                    |                  |                     |                  |
| Aids Waiver.....                   |                |            |                    |                  |                     |                  |
| Physical Disabled Waiver.....      |                |            |                    |                  |                     |                  |
| Independent Living Waiver.....     |                |            |                    |                  |                     |                  |
| Subtotal.....                      | \$6,529.81     | 21*        | \$310.94           | 1,017            | 48.4                | \$6.42           |
| <b>REHAB AND SPECIALTY SERVICE</b> |                |            |                    |                  |                     |                  |
| Audiology Services.....            | \$1,051.20     | 6          | \$175.20           | 13               | 2.2                 | \$80.86          |
| Optometric Services.....           | \$1,778.68     | 73         | \$24.57            | 282              | 3.9                 | \$21.69          |
| Durable Medical Equip.....         | \$17,934.72    | 159        | \$112.80           | 375              | 2.3                 | \$48.08          |
| Ambulance Services.....            | \$28,924.21    | 147        | \$196.76           | 3,673            | 25.0                | \$7.87           |
| Rehabilitation Center.....         |                |            |                    |                  |                     |                  |
| Hospice.....                       |                |            |                    |                  |                     |                  |
| Non-Emergency Trans.....           |                |            |                    |                  |                     |                  |
| Non-Participating Prov.....        |                |            |                    |                  |                     |                  |
| Comprehensive Day Rehab.....       |                |            |                    |                  |                     |                  |
| Diabetes Self-Mgmt Trning.....     | \$40.00        | 1          | \$40.00            | 1                | 1.0                 | \$40.00          |
| Subtotal.....                      | \$49,728.81    | 380*       | \$130.87           | 4,142            | 10.9                | \$12.01          |
| <b>BUY-IN PREMIUMS</b>             |                |            |                    |                  |                     |                  |
| Part-A.....                        |                |            |                    |                  |                     |                  |
| Part-B.....                        |                |            |                    |                  |                     |                  |
| Subtotal ***.....                  |                |            |                    |                  |                     |                  |
| <b>MENTAL HEALTH SERVICES</b>      |                |            |                    |                  |                     |                  |
| Private Home ICF/MR.....           |                |            |                    |                  |                     |                  |
| MR/DD Waiver.....                  |                |            |                    |                  |                     |                  |
| Psych Rehab-Private.....           |                |            |                    |                  |                     |                  |
| CSTAR-Private.....                 |                |            |                    |                  |                     |                  |
| Targeted Case management.....      |                |            |                    |                  |                     |                  |
| Subtotal.....                      |                |            |                    |                  |                     |                  |
| <b>STATE INSTITUTIONS</b>          |                |            |                    |                  |                     |                  |
| ICF/Mentally Retarded.....         |                |            |                    |                  |                     |                  |
| Mental Hospital.....               |                |            |                    |                  |                     |                  |
| Psych Care Under Age 22.....       |                |            |                    |                  |                     |                  |
| Psych Rehab-Public.....            |                |            |                    |                  |                     |                  |
| CSTAR-Public.....                  |                |            |                    |                  |                     |                  |
| Targeted Case management.....      |                |            |                    |                  |                     |                  |
| DFS Case Management.....           |                |            |                    |                  |                     |                  |
| Subtotal.....                      |                |            |                    |                  |                     |                  |
| <b>EPSDT SERVICES</b>              |                |            |                    |                  |                     |                  |
| EPSDT Screenings.....              |                |            |                    |                  |                     |                  |
| EPSDT Referral Services.....       | \$610.85       | 32         | \$19.09            | 37               | 1.2                 | \$16.51          |
| EPSDT Targeted Case Mgmt.....      |                |            |                    |                  |                     |                  |
| Subtotal.....                      | \$610.85       | 32*        | \$19.09            | 37               | 1.1                 | \$16.51          |
| <b>MANAGED CARE PREMIUMS.....</b>  | \$4,976,227.54 | 38,312*    | \$129.89           |                  |                     |                  |
| =====<br>Total.....                | \$9,277,166.52 | 57,355*    | \$161.75           |                  |                     |                  |

\* Unduplicated totals

\*\*\* Recipients are not added to total.

FIGURE 4. FOOD STAMPS CASELOAD

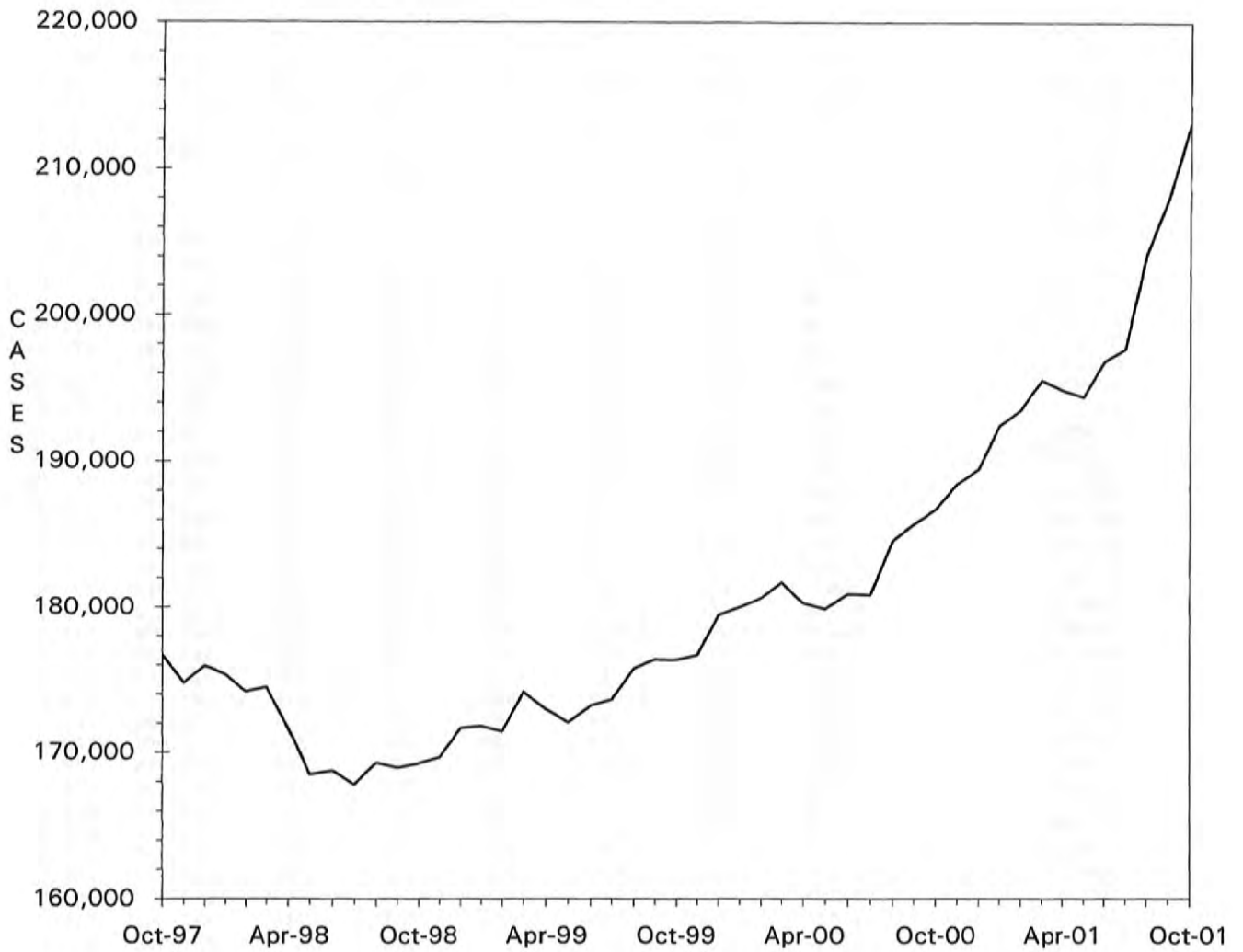


TABLE 6. FOOD STAMP PROGRAM  
October 2001

| COUNTY         | TOTAL PERSONS | TOTAL HOUSE-HOLDS | PA PERSONS | PA HOUSE HOLDS | NON-PA PERSONS | NON-PA HOUSE-HOLDS | TOTAL COUPONS ISSUED | AVERAGE VALUE OF COUPONS PER PERSON |
|----------------|---------------|-------------------|------------|----------------|----------------|--------------------|----------------------|-------------------------------------|
| STATE TOTAL    | 498,689       | 213,065           | 153,040    | 52,571         | 345,649        | 160,494            | \$39,374,816         | \$78.96                             |
| ADAIR          | 1,843         | 834               | 274        | 105            | 1,569          | 729                | \$141,270            | \$76.65                             |
| ANDREW         | 731           | 311               | 71         | 24             | 660            | 287                | \$48,240             | \$65.99                             |
| ATCHISON       | 409           | 184               | 52         | 20             | 357            | 164                | \$30,219             | \$73.88                             |
| AUDRAIN        | 1,964         | 885               | 400        | 160            | 1,564          | 725                | \$153,338            | \$78.07                             |
| BARRY          | 3,604         | 1,420             | 1,945      | 692            | 1,659          | 728                | \$268,986            | \$74.64                             |
| BARTON         | 1,379         | 536               | 333        | 106            | 1,046          | 430                | \$97,682             | \$70.84                             |
| BATES          | 1,464         | 559               | 147        | 52             | 1,317          | 507                | \$101,438            | \$69.29                             |
| BENTON         | 2,115         | 898               | 695        | 242            | 1,420          | 656                | \$162,081            | \$76.63                             |
| BOLLINGER      | 1,433         | 574               | 788        | 269            | 645            | 305                | \$104,471            | \$72.90                             |
| BOONE          | 10,407        | 4,720             | 2,417      | 866            | 7,990          | 3,854              | \$860,792            | \$82.71                             |
| BUCHANAN       | 8,226         | 3,525             | 1,425      | 524            | 6,801          | 3,001              | \$621,959            | \$75.61                             |
| BUTLER         | 6,551         | 3,004             | 1,933      | 692            | 4,618          | 2,312              | \$452,002            | \$69.00                             |
| CALDWELL       | 714           | 280               | 95         | 36             | 619            | 244                | \$54,483             | \$76.31                             |
| CALLAWAY       | 2,761         | 1,148             | 1,113      | 366            | 1,648          | 782                | \$212,096            | \$76.82                             |
| CAMDEN         | 2,615         | 1,109             | 416        | 146            | 2,199          | 963                | \$207,416            | \$79.32                             |
| CAPE GIRARDEAU | 5,384         | 2,467             | 1,322      | 479            | 4,062          | 1,988              | \$421,661            | \$78.32                             |
| CARROLL        | 1,043         | 402               | 111        | 39             | 932            | 363                | \$74,543             | \$71.47                             |
| CARTER         | 1,192         | 491               | 552        | 181            | 640            | 310                | \$82,612             | \$69.31                             |
| CASS           | 3,372         | 1,352             | 616        | 234            | 2,756          | 1,118              | \$260,239            | \$77.18                             |
| CEDAR          | 1,772         | 771               | 1,008      | 400            | 764            | 371                | \$129,541            | \$73.10                             |
| CHARITON       | 436           | 189               | 56         | 18             | 380            | 171                | \$29,337             | \$67.29                             |
| CHRISTIAN      | 3,468         | 1,330             | 520        | 201            | 2,948          | 1,129              | \$268,608            | \$77.45                             |
| CLARK          | 681           | 261               | 148        | 50             | 533            | 211                | \$50,220             | \$73.74                             |
| CLAY           | 6,705         | 2,766             | 1,176      | 456            | 5,529          | 2,310              | \$532,119            | \$79.36                             |
| CLINTON        | 849           | 332               | 71         | 29             | 778            | 303                | \$63,698             | \$75.03                             |
| COLE           | 3,990         | 1,748             | 694        | 246            | 3,296          | 1,502              | \$322,989            | \$80.95                             |
| COOPER         | 1,062         | 461               | 102        | 46             | 960            | 415                | \$75,636             | \$71.22                             |
| CRAWFORD       | 2,757         | 1,095             | 1,571      | 539            | 1,186          | 556                | \$212,494            | \$77.07                             |
| DADE           | 735           | 284               | 251        | 102            | 484            | 182                | \$47,006             | \$63.95                             |
| DALLAS         | 1,899         | 763               | 335        | 116            | 1,564          | 647                | \$141,650            | \$74.59                             |
| DAVISS         | 700           | 259               | 65         | 28             | 635            | 231                | \$52,113             | \$74.45                             |
| DE KALB        | 584           | 279               | 70         | 29             | 514            | 250                | \$39,245             | \$67.20                             |
| DENT           | 2,288         | 957               | 294        | 100            | 1,994          | 857                | \$174,197            | \$76.14                             |
| DOUGLAS        | 2,034         | 844               | 357        | 123            | 1,677          | 721                | \$145,816            | \$71.69                             |
| DUNKLIN        | 8,436         | 3,817             | 4,903      | 1,768          | 3,533          | 2,049              | \$635,232            | \$75.30                             |
| FRANKLIN       | 5,218         | 2,042             | 3,036      | 974            | 2,182          | 1,068              | \$401,996            | \$77.04                             |
| GASCONADE      | 898           | 391               | 400        | 162            | 498            | 229                | \$65,650             | \$73.11                             |
| GENTRY         | 369           | 142               | 19         | 9              | 350            | 133                | \$23,363             | \$63.31                             |
| GREENE         | 20,195        | 9,053             | 5,029      | 1,845          | 15,166         | 7,208              | \$1,611,100          | \$79.78                             |
| GRUNDY         | 987           | 435               | 94         | 42             | 893            | 393                | \$70,380             | \$71.31                             |
| HARRISON       | 829           | 352               | 143        | 49             | 686            | 303                | \$60,927             | \$73.49                             |
| HENRY          | 2,559         | 1,091             | 1,236      | 439            | 1,323          | 652                | \$189,118            | \$73.90                             |
| HICKORY        | 1,184         | 503               | 92         | 43             | 1,092          | 460                | \$83,164             | \$70.24                             |
| HOLT           | 326           | 146               | 26         | 11             | 300            | 135                | \$20,503             | \$62.89                             |
| HOWARD         | 746           | 318               | 119        | 42             | 627            | 276                | \$53,872             | \$72.22                             |
| HOWELL         | 5,249         | 2,141             | 787        | 284            | 4,462          | 1,857              | \$385,809            | \$73.50                             |
| IRON           | 1,629         | 680               | 887        | 278            | 742            | 402                | \$117,447            | \$72.10                             |
| JACKSON        | 57,845        | 24,719            | 19,400     | 6,579          | 38,445         | 18,140             | \$4,832,310          | \$83.54                             |
| JASPER         | 11,868        | 5,026             | 2,569      | 933            | 9,299          | 4,093              | \$912,440            | \$76.88                             |
| JEFFERSON      | 10,308        | 4,177             | 4,014      | 1,500          | 6,294          | 2,677              | \$849,901            | \$82.45                             |
| JOHNSON        | 2,862         | 1,209             | 593        | 229            | 2,269          | 980                | \$228,448            | \$79.82                             |
| KNOX           | 275           | 112               | 27         | 11             | 248            | 101                | \$15,850             | \$57.64                             |
| LACLEDE        | 4,064         | 1,530             | 704        | 264            | 3,360          | 1,266              | \$310,941            | \$76.51                             |
| LAFAYETTE      | 2,141         | 939               | 320        | 149            | 1,821          | 790                | \$157,323            | \$73.48                             |
| LAWRENCE       | 3,592         | 1,414             | 1,198      | 426            | 2,394          | 988                | \$272,434            | \$75.84                             |
| LEWIS          | 864           | 350               | 518        | 181            | 346            | 169                | \$60,325             | \$69.82                             |
| LINCOLN        | 3,289         | 1,218             | 494        | 165            | 2,795          | 1,053              | \$271,706            | \$82.61                             |
| LINN           | 1,312         | 553               | 254        | 87             | 1,058          | 466                | \$90,764             | \$69.18                             |

TABLE 6. FOOD STAMP PROGRAM  
October 2001

| COUNTY          | TOTAL PERSONS | TOTAL HOUSE-HOLDS | PA PERSONS | PA HOUSE HOLDS | NON-PA PERSONS | NON-PA HOUSE-HOLDS | TOTAL COUPONS ISSUED | AVERAGE VALUE OF COUPONS PER PERSON |
|-----------------|---------------|-------------------|------------|----------------|----------------|--------------------|----------------------|-------------------------------------|
| LIVINGSTON      | 1,174         | 532               | 123        | 47             | 1,051          | 485                | \$87,498             | \$74.53                             |
| MCDONALD        | 2,801         | 1,056             | 353        | 128            | 2,448          | 928                | \$211,265            | \$75.42                             |
| MACON           | 1,234         | 538               | 377        | 140            | 857            | 398                | \$90,336             | \$73.21                             |
| MADISON         | 1,584         | 680               | 800        | 300            | 784            | 380                | \$118,204            | \$74.62                             |
| MARIES          | 653           | 277               | 65         | 28             | 588            | 249                | \$47,057             | \$72.06                             |
| MARION          | 3,408         | 1,386             | 856        | 302            | 2,552          | 1,084              | \$261,607            | \$76.76                             |
| MERCER          | 219           | 106               | 22         | 9              | 197            | 97                 | \$13,711             | \$62.61                             |
| MILLER          | 2,582         | 1,024             | 383        | 151            | 2,199          | 873                | \$183,863            | \$71.21                             |
| MISSISSIPPI     | 3,658         | 1,744             | 2,056      | 735            | 1,602          | 1,009              | \$272,364            | \$74.46                             |
| MONITEAU        | 750           | 315               | 129        | 52             | 621            | 263                | \$57,811             | \$77.08                             |
| MONROE          | 661           | 265               | 38         | 12             | 623            | 253                | \$41,641             | \$63.00                             |
| MONTGOMERY      | 1,034         | 403               | 163        | 55             | 871            | 348                | \$81,785             | \$79.10                             |
| MORGAN          | 1,867         | 762               | 580        | 224            | 1,287          | 538                | \$136,592            | \$73.16                             |
| NEW MADRID      | 4,034         | 1,844             | 2,304      | 814            | 1,730          | 1,030              | \$281,474            | \$69.78                             |
| NEWTON          | 4,025         | 1,573             | 2,183      | 780            | 1,842          | 793                | \$297,994            | \$74.04                             |
| NODAWAY         | 671           | 309               | 102        | 41             | 569            | 268                | \$43,048             | \$64.15                             |
| OREGON          | 1,656         | 698               | 211        | 78             | 1,445          | 620                | \$116,051            | \$70.08                             |
| OSAGE           | 538           | 211               | 61         | 22             | 477            | 189                | \$39,303             | \$73.05                             |
| OZARK           | 1,306         | 576               | 310        | 116            | 996            | 460                | \$94,746             | \$72.55                             |
| PEMISCOT        | 6,031         | 2,537             | 3,325      | 1,069          | 2,706          | 1,468              | \$424,639            | \$70.41                             |
| PERRY           | 1,247         | 544               | 484        | 191            | 763            | 353                | \$97,276             | \$78.01                             |
| PETTIS          | 4,281         | 1,731             | 1,826      | 663            | 2,455          | 1,068              | \$326,118            | \$76.18                             |
| PHELPS          | 4,036         | 1,595             | 657        | 245            | 3,379          | 1,350              | \$306,359            | \$75.91                             |
| PIKE            | 1,881         | 716               | 252        | 87             | 1,629          | 629                | \$145,103            | \$77.14                             |
| PLATTE          | 1,755         | 735               | 369        | 145            | 1,386          | 590                | \$135,953            | \$77.47                             |
| POLK            | 2,779         | 1,054             | 698        | 226            | 2,081          | 828                | \$204,883            | \$73.73                             |
| PULASKI         | 3,381         | 1,321             | 452        | 173            | 2,929          | 1,148              | \$243,351            | \$71.98                             |
| PUTNAM          | 506           | 218               | 34         | 17             | 472            | 201                | \$35,931             | \$71.01                             |
| RALLS           | 589           | 255               | 149        | 58             | 440            | 197                | \$42,856             | \$72.76                             |
| RANDOLPH        | 2,834         | 1,211             | 439        | 162            | 2,395          | 1,049              | \$204,865            | \$72.29                             |
| RAY             | 1,370         | 537               | 229        | 78             | 1,141          | 459                | \$99,136             | \$72.36                             |
| REYNOLDS        | 1,258         | 521               | 395        | 131            | 863            | 390                | \$88,425             | \$70.29                             |
| RIPLEY          | 3,061         | 1,335             | 590        | 205            | 2,471          | 1,130              | \$215,405            | \$70.37                             |
| ST CHARLES      | 8,143         | 3,322             | 1,577      | 513            | 6,566          | 2,809              | \$678,623            | \$83.34                             |
| ST CLAIR        | 1,186         | 498               | 730        | 257            | 456            | 241                | \$86,792             | \$73.18                             |
| ST FRANCOIS     | 7,426         | 3,300             | 2,103      | 743            | 5,323          | 2,557              | \$581,173            | \$78.26                             |
| STE GENEVIEVE   | 1,183         | 507               | 175        | 64             | 1,008          | 443                | \$90,608             | \$76.59                             |
| ST LOUIS COUNTY | 51,996        | 21,536            | 15,168     | 4,987          | 36,828         | 16,549             | \$4,265,791          | \$82.04                             |
| SALINE          | 2,072         | 869               | 1,000      | 375            | 1,072          | 494                | \$148,364            | \$71.60                             |
| SCHUYLER        | 350           | 145               | 38         | 12             | 312            | 133                | \$23,608             | \$67.45                             |
| SCOTLAND        | 332           | 147               | 162        | 61             | 170            | 86                 | \$23,073             | \$69.50                             |
| SCOTT           | 6,492         | 2,879             | 1,602      | 548            | 4,890          | 2,331              | \$465,085            | \$71.64                             |
| SHANNON         | 1,730         | 689               | 240        | 92             | 1,490          | 597                | \$122,154            | \$70.61                             |
| SHELBY          | 610           | 252               | 360        | 125            | 250            | 127                | \$42,980             | \$70.46                             |
| STODDARD        | 3,686         | 1,729             | 1,394      | 540            | 2,292          | 1,189              | \$246,792            | \$66.95                             |
| STONE           | 2,739         | 1,050             | 476        | 162            | 2,263          | 888                | \$215,065            | \$78.52                             |
| SULLIVAN        | 763           | 331               | 360        | 130            | 403            | 201                | \$57,905             | \$75.89                             |
| TANEY           | 2,948         | 1,190             | 1,126      | 394            | 1,822          | 796                | \$225,829            | \$76.60                             |
| TEXAS           | 3,020         | 1,241             | 1,020      | 356            | 2,000          | 885                | \$228,148            | \$75.55                             |
| VERNON          | 2,164         | 925               | 430        | 146            | 1,734          | 779                | \$154,280            | \$71.29                             |
| WARREN          | 1,532         | 647               | 270        | 100            | 1,262          | 547                | \$123,829            | \$80.83                             |
| WASHINGTON      | 4,566         | 1,884             | 792        | 302            | 3,774          | 1,582              | \$361,280            | \$79.12                             |
| WAYNE           | 2,690         | 1,150             | 1,253      | 413            | 1,437          | 737                | \$186,748            | \$69.42                             |
| WEBSTER         | 2,571         | 1,015             | 679        | 238            | 1,892          | 777                | \$193,246            | \$75.16                             |
| WORTH           | 198           | 85                | 13         | 5              | 185            | 80                 | \$11,498             | \$58.07                             |
| WRIGHT          | 2,864         | 1,241             | 1,121      | 411            | 1,743          | 830                | \$210,699            | \$73.57                             |
| ST LOUIS CITY   | 84,352        | 38,428            | 31,651     | 9,927          | 52,701         | 28,501             | \$7,223,398          | \$85.63                             |

TABLE 6. FOOD STAMP PROGRAM  
October 2001

| COUNTY         | FOOD STAMP PARTICIPANTS BY COUNTY & RACE |         |         |        |       |        |
|----------------|--|---------|---------|--------|-------|--------|
|                | TOTAL                                    | BLACK   | WHITE   | AM IND | ASIAN | OTHER  |
| STATE TOTAL    | 498,689                                  | 170,605 | 311,157 | 829    | 2,066 | 14,032 |
| ADAIR          | 1,843                                    | 41      | 1,762   | 1      | 5     | 34     |
| ANDREW         | 731                                      | 5       | 716     | 2      | 1     | 7      |
| ATCHISON       | 409                                      | 0       | 400     | 1      | 0     | 8      |
| AUDRAIN        | 1,964                                    | 407     | 1,514   | 3      | 9     | 31     |
| BARRY          | 3,604                                    | 8       | 3,515   | 8      | 0     | 73     |
| BARTON         | 1,379                                    | 4       | 1,354   | 9      | 0     | 12     |
| BATES          | 1,464                                    | 24      | 1,414   | 0      | 0     | 26     |
| BENTON         | 2,115                                    | 5       | 2,055   | 1      | 1     | 53     |
| BOLLINGER      | 1,433                                    | 0       | 1,418   | 3      | 0     | 12     |
| BOONE          | 10,407                                   | 3,953   | 6,094   | 23     | 92    | 245    |
| BUCHANAN       | 8,226                                    | 789     | 7,264   | 13     | 2     | 158    |
| BUTLER         | 6,551                                    | 767     | 5,636   | 1      | 1     | 146    |
| CALDWELL       | 714                                      | 0       | 700     | 0      | 0     | 14     |
| CALLAWAY       | 2,761                                    | 341     | 2,363   | 1      | 2     | 54     |
| CAMDEN         | 2,615                                    | 17      | 2,552   | 10     | 8     | 28     |
| CAPE GIRARDEAU | 5,384                                    | 1,375   | 3,877   | 5      | 12    | 115    |
| CARROLL        | 1,043                                    | 47      | 986     | 0      | 0     | 10     |
| CARTER         | 1,192                                    | 0       | 1,171   | 9      | 1     | 11     |
| CASS           | 3,372                                    | 88      | 3,209   | 9      | 8     | 58     |
| CEDAR          | 1,772                                    | 3       | 1,692   | 7      | 1     | 69     |
| CHARITON       | 436                                      | 68      | 362     | 0      | 0     | 6      |
| CHRISTIAN      | 3,468                                    | 11      | 3,395   | 19     | 0     | 43     |
| CLARK          | 681                                      | 0       | 674     | 2      | 0     | 5      |
| CLAY           | 6,705                                    | 500     | 5,843   | 16     | 131   | 215    |
| CLINTON        | 849                                      | 23      | 806     | 0      | 8     | 12     |
| COLE           | 3,990                                    | 1,247   | 2,647   | 2      | 16    | 78     |
| COOPER         | 1,062                                    | 174     | 868     | 4      | 0     | 16     |
| CRAWFORD       | 2,757                                    | 1       | 2,699   | 2      | 0     | 55     |
| DADE           | 735                                      | 9       | 722     | 0      | 4     | 0      |
| DALLAS         | 1,899                                    | 2       | 1,863   | 6      | 0     | 28     |
| DAVISS         | 700                                      | 0       | 679     | 2      | 0     | 19     |
| DE KALB        | 584                                      | 9       | 559     | 0      | 0     | 16     |
| DENT           | 2,288                                    | 18      | 2,213   | 9      | 3     | 45     |
| DOUGLAS        | 2,034                                    | 1       | 2,005   | 2      | 0     | 26     |
| DUNKLIN        | 8,436                                    | 1,745   | 6,455   | 1      | 4     | 231    |
| FRANKLIN       | 5,218                                    | 161     | 4,938   | 0      | 9     | 110    |
| GASCONADE      | 898                                      | 0       | 890     | 0      | 0     | 8      |
| GENTRY         | 369                                      | 4       | 365     | 0      | 0     | 0      |
| GREENE         | 20,195                                   | 1,360   | 18,197  | 78     | 165   | 395    |
| GRUNDY         | 987                                      | 6       | 970     | 0      | 0     | 11     |
| HARRISON       | 829                                      | 0       | 806     | 1      | 1     | 21     |
| HENRY          | 2,559                                    | 46      | 2,442   | 0      | 0     | 71     |
| HICKORY        | 1,184                                    | 0       | 1,145   | 8      | 0     | 31     |
| HOLT           | 326                                      | 0       | 321     | 5      | 0     | 0      |
| HOWARD         | 746                                      | 153     | 575     | 1      | 0     | 17     |
| HOWELL         | 5,249                                    | 20      | 5,132   | 15     | 5     | 77     |
| IRON           | 1,629                                    | 66      | 1,534   | 0      | 0     | 29     |
| JACKSON        | 57,845                                   | 35,012  | 20,356  | 88     | 760   | 1,629  |
| JASPER         | 11,868                                   | 297     | 11,273  | 35     | 16    | 247    |
| JEFFERSON      | 10,308                                   | 282     | 9,846   | 7      | 11    | 162    |
| JOHNSON        | 2,862                                    | 374     | 2,389   | 12     | 14    | 73     |
| KNOX           | 275                                      | 0       | 274     | 1      | 0     | 0      |
| LACLEDE        | 4,064                                    | 47      | 3,946   | 36     | 4     | 31     |
| LAFAYETTE      | 2,141                                    | 141     | 1,959   | 8      | 2     | 31     |
| LAWRENCE       | 3,592                                    | 5       | 3,503   | 3      | 1     | 80     |
| LEWIS          | 864                                      | 103     | 747     | 1      | 0     | 13     |
| LINCOLN        | 3,289                                    | 148     | 3,066   | 15     | 4     | 56     |
| LINN           | 1,312                                    | 16      | 1,267   | 0      | 0     | 29     |

TABLE 6. FOOD STAMP PROGRAM  
October 2001

| COUNTY          | FOOD STAMP PARTICIPANTS BY COUNTY & RACE |        |        |        |       |       |
|-----------------|--|--------|--------|--------|-------|-------|
|                 | TOTAL                                    | BLACK  | WHITE  | AM IND | ASIAN | OTHER |
| LIVINGSTON      | 1,174                                    | 36     | 1,096  | 5      | 1     | 36    |
| MCDONALD        | 2,801                                    | 10     | 2,654  | 21     | 5     | 111   |
| MACON           | 1,234                                    | 109    | 1,097  | 4      | 0     | 24    |
| MADISON         | 1,584                                    | 1      | 1,559  | 1      | 0     | 23    |
| MARIES          | 653                                      | 5      | 636    | 0      | 0     | 12    |
| MARION          | 3,408                                    | 462    | 2,889  | 1      | 2     | 54    |
| MERCER          | 219                                      | 0      | 214    | 2      | 0     | 3     |
| MILLER          | 2,582                                    | 32     | 2,518  | 7      | 1     | 24    |
| MISSISSIPPI     | 3,658                                    | 1,554  | 2,034  | 0      | 0     | 70    |
| MONITEAU        | 750                                      | 11     | 717    | 0      | 0     | 22    |
| MONROE          | 661                                      | 114    | 529    | 2      | 1     | 15    |
| MONTGOMERY      | 1,034                                    | 25     | 983    | 0      | 0     | 26    |
| MORGAN          | 1,867                                    | 20     | 1,807  | 12     | 10    | 18    |
| NEW MADRID      | 4,034                                    | 1,472  | 2,447  | 0      | 0     | 115   |
| NEWTON          | 4,025                                    | 66     | 3,814  | 29     | 10    | 106   |
| NODAWAY         | 671                                      | 11     | 644    | 0      | 5     | 11    |
| OREGON          | 1,656                                    | 4      | 1,608  | 13     | 0     | 31    |
| OSAGE           | 538                                      | 3      | 532    | 0      | 0     | 3     |
| OZARK           | 1,306                                    | 0      | 1,299  | 3      | 0     | 4     |
| PENISCOT        | 6,031                                    | 3,152  | 2,788  | 3      | 0     | 88    |
| PERRY           | 1,247                                    | 9      | 1,224  | 2      | 0     | 12    |
| PETTIS          | 4,281                                    | 293    | 3,810  | 0      | 51    | 127   |
| PHELPS          | 4,036                                    | 96     | 3,847  | 0      | 3     | 90    |
| PIKE            | 1,881                                    | 209    | 1,628  | 4      | 2     | 38    |
| PLATTE          | 1,755                                    | 193    | 1,491  | 8      | 28    | 35    |
| POLK            | 2,779                                    | 14     | 2,679  | 13     | 0     | 73    |
| PULASKI         | 3,381                                    | 430    | 2,825  | 24     | 22    | 80    |
| PUTNAM          | 506                                      | 0      | 502    | 4      | 0     | 0     |
| RALLS           | 589                                      | 26     | 559    | 0      | 0     | 4     |
| RANDOLPH        | 2,834                                    | 273    | 2,496  | 11     | 0     | 54    |
| RAY             | 1,370                                    | 47     | 1,307  | 0      | 0     | 16    |
| REYNOLDS        | 1,258                                    | 17     | 1,226  | 0      | 0     | 15    |
| RIPLEY          | 3,061                                    | 0      | 2,956  | 0      | 0     | 105   |
| ST CHARLES      | 8,143                                    | 1,479  | 6,453  | 14     | 31    | 166   |
| ST CLAIR        | 1,186                                    | 0      | 1,161  | 0      | 0     | 25    |
| ST FRANCOIS     | 7,426                                    | 105    | 7,222  | 13     | 3     | 83    |
| STE GENEVIEVE   | 1,183                                    | 13     | 1,153  | 0      | 0     | 17    |
| ST LOUIS COUNTY | 51,996                                   | 37,811 | 11,991 | 48     | 287   | 1,859 |
| SALINE          | 2,072                                    | 218    | 1,748  | 9      | 4     | 93    |
| SCHUYLER        | 350                                      | 6      | 324    | 0      | 0     | 20    |
| SCOTLAND        | 332                                      | 0      | 329    | 0      | 0     | 3     |
| SCOTT           | 6,492                                    | 1,978  | 4,343  | 5      | 7     | 159   |
| SHANNON         | 1,730                                    | 4      | 1,686  | 2      | 0     | 38    |
| SHELBY          | 610                                      | 11     | 590    | 0      | 4     | 5     |
| STODDARD        | 3,686                                    | 54     | 3,570  | 3      | 2     | 57    |
| STONE           | 2,739                                    | 0      | 2,686  | 5      | 4     | 44    |
| SULLIVAN        | 763                                      | 5      | 730    | 0      | 4     | 24    |
| TANEY           | 2,948                                    | 5      | 2,880  | 17     | 0     | 46    |
| TEXAS           | 3,020                                    | 3      | 2,982  | 2      | 1     | 32    |
| VERNON          | 2,164                                    | 11     | 2,088  | 10     | 4     | 51    |
| WARREN          | 1,532                                    | 139    | 1,344  | 0      | 6     | 43    |
| WASHINGTON      | 4,566                                    | 56     | 4,470  | 0      | 0     | 40    |
| WAYNE           | 2,690                                    | 5      | 2,633  | 6      | 0     | 46    |
| WEBSTER         | 2,571                                    | 7      | 2,494  | 6      | 1     | 63    |
| WORTH           | 198                                      | 0      | 198    | 0      | 0     | 0     |
| WRIGHT          | 2,864                                    | 13     | 2,816  | 7      | 5     | 23    |
| ST LOUIS CITY   | 84,352                                   | 70,065 | 9,428  | 28     | 261   | 4,570 |

TABLE 7.

FOOD STAMP PARTICIPATION  
October 2001

| AREA       | COUNTY         | CASES          | PERSONS | DOLLARS     |             |
|------------|----------------|----------------|---------|-------------|-------------|
| AREA 1     | ANDREW         | 311            | 731     | \$48,240    |             |
|            | ATCHISON       | 184            | 409     | \$30,219    |             |
|            | BUCHANAN       | 3,525          | 8,226   | \$621,959   |             |
|            | CALDWELL       | 280            | 714     | \$54,483    |             |
|            | CARROLL        | 402            | 1,043   | \$74,543    |             |
|            | CASS           | 1,352          | 3,372   | \$260,239   |             |
|            | CHARITON       | 189            | 436     | \$29,337    |             |
|            | CLAY           | 2,766          | 6,705   | \$532,119   |             |
|            | CLINTON        | 332            | 849     | \$63,698    |             |
|            | COOPER         | 461            | 1,062   | \$75,636    |             |
|            | DAVISS         | 259            | 700     | \$52,113    |             |
|            | DE KALB        | 279            | 584     | \$39,245    |             |
|            | GENTRY         | 142            | 369     | \$23,363    |             |
|            | GRUNDY         | 435            | 987     | \$70,380    |             |
|            | HARRISON       | 352            | 829     | \$60,927    |             |
|            | HOLT           | 146            | 326     | \$20,503    |             |
|            | HOWARD         | 318            | 746     | \$53,872    |             |
|            | JOHNSON        | 1,209          | 2,862   | \$228,448   |             |
|            | LAFAYETTE      | 939            | 2,141   | \$157,323   |             |
|            | LINN           | 553            | 1,312   | \$90,764    |             |
|            | LIVINGSTON     | 532            | 1,174   | \$87,498    |             |
|            | MERCER         | 106            | 219     | \$13,711    |             |
|            | NODAWAY        | 309            | 671     | \$43,048    |             |
|            | PETTIS         | 1,731          | 4,281   | \$326,118   |             |
|            | PLATTE         | 735            | 1,755   | \$135,953   |             |
|            | PUTNAM         | 218            | 506     | \$35,931    |             |
|            | RANDOLPH       | 1,211          | 2,834   | \$204,865   |             |
|            | RAY            | 537            | 1,370   | \$99,136    |             |
|            | SALINE         | 869            | 2,072   | \$148,364   |             |
|            | SULLIVAN       | 331            | 763     | \$57,905    |             |
|            | WORTH          | 85             | 198     | \$11,498    |             |
|            |                | * AREA TOTAL * | 21,098  | 50,246      | \$3,751,437 |
|            | AREA 2         | ADAIR          | 834     | 1,843       | \$141,270   |
| AUDRAIN    |                | 885            | 1,964   | \$153,338   |             |
| BOONE      |                | 4,720          | 10,407  | \$860,792   |             |
| CALLAWAY   |                | 1,148          | 2,761   | \$212,096   |             |
| CLARK      |                | 261            | 681     | \$50,220    |             |
| COLE       |                | 1,748          | 3,990   | \$322,989   |             |
| FRANKLIN   |                | 2,042          | 5,218   | \$401,996   |             |
| GASCONADE  |                | 391            | 898     | \$65,650    |             |
| JEFFERSON  |                | 4,177          | 10,308  | \$849,901   |             |
| KNOX       |                | 112            | 275     | \$15,850    |             |
| LEWIS      |                | 350            | 864     | \$60,325    |             |
| LINCOLN    |                | 1,218          | 3,289   | \$271,706   |             |
| MACON      |                | 538            | 1,234   | \$90,336    |             |
| MARION     |                | 1,386          | 3,408   | \$261,607   |             |
| MONROE     |                | 265            | 661     | \$41,641    |             |
| MONTGOMERY |                | 403            | 1,034   | \$81,785    |             |
| OSAGE      |                | 211            | 538     | \$39,303    |             |
| PIKE       |                | 716            | 1,881   | \$145,103   |             |
| RALLS      |                | 255            | 589     | \$42,856    |             |
| ST CHARLES |                | 3,322          | 8,143   | \$678,623   |             |
| SCHUYLER   |                | 145            | 350     | \$23,608    |             |
| SCOTLAND   |                | 147            | 332     | \$23,073    |             |
| SHELBY     |                | 252            | 610     | \$42,980    |             |
| WARREN     |                | 647            | 1,532   | \$123,829   |             |
|            | * AREA TOTAL * | 26,173         | 62,810  | \$5,000,879 |             |
| AREA 3     | BOLLINGER      | 574            | 1,433   | \$104,471   |             |
|            | BUTLER         | 3,004          | 6,551   | \$452,002   |             |
|            | CAPE GIRARDEAU | 2,467          | 5,384   | \$421,661   |             |
|            | CARTER         | 491            | 1,192   | \$82,612    |             |
|            | CRAWFORD       | 1,095          | 2,757   | \$212,494   |             |
|            | DENT           | 957            | 2,288   | \$174,197   |             |

TABLE 7.

FOOD STAMP PARTICIPATION  
October 2001

| AREA        | COUNTY          | CASES          | PERSONS   | DOLLARS      |             |
|-------------|-----------------|----------------|-----------|--------------|-------------|
| AREA 3      | DUNKLIN         | 3,817          | 8,436     | \$635,232    |             |
|             | HOWELL          | 2,141          | 5,249     | \$385,809    |             |
|             | IRON            | 680            | 1,629     | \$117,447    |             |
|             | MADISON         | 680            | 1,584     | \$118,204    |             |
|             | MISSISSIPPI     | 1,744          | 3,658     | \$272,364    |             |
|             | NEW MADRID      | 1,844          | 4,034     | \$281,474    |             |
|             | OREGON          | 698            | 1,656     | \$116,051    |             |
|             | PEMISCOT        | 2,537          | 6,031     | \$424,639    |             |
|             | PERRY           | 544            | 1,247     | \$97,276     |             |
|             | REYNOLDS        | 521            | 1,258     | \$88,425     |             |
|             | RIPLEY          | 1,335          | 3,061     | \$215,405    |             |
|             | ST FRANCOIS     | 3,300          | 7,426     | \$581,173    |             |
|             | STE GENEVIEVE   | 507            | 1,183     | \$90,608     |             |
|             | SCOTT           | 2,879          | 6,492     | \$465,085    |             |
|             | SHANNON         | 689            | 1,730     | \$122,154    |             |
|             | STODDARD        | 1,729          | 3,686     | \$246,792    |             |
|             | WASHINGTON      | 1,884          | 4,566     | \$361,280    |             |
|             | WAYNE           | 1,150          | 2,690     | \$186,748    |             |
|             |                 | * AREA TOTAL * | 37,267    | 85,221       | \$6,253,605 |
|             | AREA 4          | BARRY          | 1,420     | 3,604        | \$268,986   |
| BARTON      |                 | 536            | 1,379     | \$97,682     |             |
| BATES       |                 | 559            | 1,464     | \$101,438    |             |
| BENTON      |                 | 898            | 2,115     | \$162,081    |             |
| CAMDEN      |                 | 1,109          | 2,615     | \$207,416    |             |
| CEDAR       |                 | 771            | 1,772     | \$129,541    |             |
| CHRISTIAN   |                 | 1,330          | 3,468     | \$268,608    |             |
| DADE        |                 | 284            | 735       | \$47,006     |             |
| DALLAS      |                 | 763            | 1,899     | \$141,650    |             |
| DOUGLAS     |                 | 844            | 2,034     | \$145,816    |             |
| GREENE      |                 | 9,053          | 20,195    | \$1,611,100  |             |
| HENRY       |                 | 1,091          | 2,559     | \$189,118    |             |
| HICKORY     |                 | 503            | 1,184     | \$83,164     |             |
| JASPER      |                 | 5,026          | 11,868    | \$912,440    |             |
| LACLEDE     |                 | 1,530          | 4,064     | \$310,941    |             |
| LAWRENCE    |                 | 1,414          | 3,592     | \$272,434    |             |
| MCDONALD    |                 | 1,056          | 2,801     | \$211,265    |             |
| MARIES      |                 | 277            | 653       | \$47,057     |             |
| HILLER      |                 | 1,024          | 2,582     | \$183,863    |             |
| MONITEAU    |                 | 315            | 750       | \$57,811     |             |
| MORGAN      |                 | 762            | 1,867     | \$136,592    |             |
| NEWTON      |                 | 1,573          | 4,025     | \$297,994    |             |
| OZARK       |                 | 576            | 1,306     | \$94,746     |             |
| PHELPS      |                 | 1,595          | 4,036     | \$306,359    |             |
| POLK        |                 | 1,054          | 2,779     | \$204,883    |             |
| PULASKI     |                 | 1,321          | 3,381     | \$243,351    |             |
| ST CLAIR    |                 | 498            | 1,186     | \$86,792     |             |
| STONE       | 1,050           | 2,739          | \$215,065 |              |             |
| TANEY       | 1,190           | 2,948          | \$225,829 |              |             |
| TEXAS       | 1,241           | 3,020          | \$228,148 |              |             |
| VERNON      | 925             | 2,164          | \$154,280 |              |             |
| WEBSTER     | 1,015           | 2,571          | \$193,246 |              |             |
| WRIGHT      | 1,241           | 2,864          | \$210,699 |              |             |
|             | * AREA TOTAL *  | 43,844         | 106,219   | \$8,047,397  |             |
| AREA 5      | JACKSON         | 24,719         | 57,845    | \$4,832,310  |             |
|             | * AREA TOTAL *  | 24,719         | 57,845    | \$4,832,310  |             |
| AREA 6      | ST LOUIS CITY   | 38,428         | 84,352    | \$7,223,398  |             |
|             | * AREA TOTAL *  | 38,428         | 84,352    | \$7,223,398  |             |
| AREA 7      | ST LOUIS COUNTY | 21,536         | 51,996    | \$4,265,791  |             |
|             | * AREA TOTAL *  | 21,536         | 51,996    | \$4,265,791  |             |
| STATE TOTAL |                 | 213,065        | 498,689   | \$39,374,816 |             |



TABLE 8.

FOOD STAMP APPLICATION CURRENCY  
OCTOBER 2001

| COUNTY         | # APPS<br>RECEIVED | #<br>APPROVALS | %<br>APPROVED | #<br>REJECTIONS | %<br>REJECTED | #<br>DELINQUENT | %<br>CURRENT |
|----------------|--------------------|----------------|---------------|-----------------|---------------|-----------------|--------------|
| AREA 1         |                    |                |               |                 |               |                 |              |
| ANDREW         | 83                 | 61             | 73.5          | 13              | 15.7          | 2               | 97.3         |
| ATCHISON       | 51                 | 31             | 60.8          | 6               | 11.8          | 1               | 97.3         |
| BUCHANAN       | 1,018              | 792            | 77.8          | 118             | 11.6          | 15              | 98.4         |
| CALDWELL       | 62                 | 44             | 71.0          | 13              | 21.0          | 1               | 98.2         |
| CARROLL        | 65                 | 63             | 96.9          | 9               | 13.8          | 1               | 98.6         |
| CASS           | 398                | 278            | 69.8          | 66              | 16.6          | 12              | 96.5         |
| CHARITON       | 39                 | 36             | 92.3          | 2               | 5.1           | 0               | 100.0        |
| CLAY           | 934                | 628            | 67.2          | 140             | 15.0          | 28              | 96.4         |
| CLINTON        | 109                | 84             | 77.1          | 17              | 15.6          | 2               | 98.0         |
| COOPER         | 131                | 84             | 64.1          | 13              | 9.9           | 3               | 96.9         |
| DAVISS         | 56                 | 55             | 98.2          | 7               | 12.5          | 0               | 100.0        |
| DE KALB        | 74                 | 50             | 67.6          | 11              | 14.9          | 3               | 95.1         |
| GENTRY         | 23                 | 19             | 82.6          | 3               | 13.0          | 0               | 100.0        |
| GRUNDY         | 105                | 81             | 77.1          | 12              | 11.4          | 1               | 98.9         |
| HARRISON       | 63                 | 56             | 88.9          | 5               | 7.9           | 0               | 100.0        |
| HOLT           | 37                 | 27             | 73.0          | 3               | 8.1           | 0               | 100.0        |
| HOWARD         | 79                 | 65             | 82.3          | 15              | 19.0          | 0               | 100.0        |
| JOHNSON        | 372                | 260            | 69.9          | 49              | 13.2          | 9               | 97.1         |
| LAFAYETTE      | 279                | 177            | 63.4          | 42              | 15.1          | 7               | 96.8         |
| LINN           | 106                | 91             | 85.8          | 14              | 13.2          | 3               | 97.1         |
| LIVINGSTON     | 108                | 84             | 77.8          | 12              | 11.1          | 0               | 100.0        |
| MERCER         | 24                 | 16             | 66.7          | 5               | 20.8          | 0               | 100.0        |
| NODAWAY        | 78                 | 54             | 69.2          | 13              | 16.7          | 1               | 98.5         |
| PETTIS         | 514                | 376            | 73.2          | 70              | 13.6          | 28              | 93.7         |
| PLATTE         | 202                | 146            | 72.3          | 26              | 12.9          | 1               | 99.4         |
| PUTNAM         | 57                 | 38             | 66.7          | 5               | 8.8           | 1               | 97.7         |
| RANDOLPH       | 301                | 205            | 68.1          | 41              | 13.6          | 2               | 99.2         |
| RAY            | 142                | 107            | 75.4          | 22              | 15.5          | 1               | 99.2         |
| SALINE         | 240                | 180            | 75.0          | 43              | 17.9          | 1               | 99.6         |
| SULLIVAN       | 86                 | 75             | 87.2          | 12              | 14.0          | 2               | 97.7         |
| WORTH          | 15                 | 18             | 120.0         | 2               | 13.3          | 0               | 100.0        |
| TOTAL AREA 1   | 5,851              | 4,281          | 73.2          | 809             | 13.8          | 125             | 97.5         |
| AREA 2         |                    |                |               |                 |               |                 |              |
| ADAIR          | 214                | 173            | 80.8          | 26              | 12.1          | 3               | 98.5         |
| AUDRAIN        | 210                | 157            | 74.8          | 26              | 12.4          | 5               | 97.3         |
| BOONE          | 1,360              | 992            | 72.9          | 175             | 12.9          | 37              | 96.8         |
| CALLAWAY       | 306                | 247            | 80.7          | 44              | 14.4          | 21              | 92.8         |
| CLARK          | 52                 | 41             | 78.8          | 7               | 13.5          | 0               | 100.0        |
| COLE           | 557                | 442            | 79.4          | 91              | 16.3          | 22              | 95.9         |
| FRANKLIN       | 601                | 433            | 72.0          | 80              | 13.3          | 16              | 96.9         |
| GASCONADE      | 97                 | 75             | 77.3          | 9               | 9.3           | 1               | 98.8         |
| JEFFERSON      | 1,252              | 968            | 77.3          | 186             | 14.9          | 18              | 98.4         |
| KNOX           | 14                 | 15             | 107.1         | 3               | 21.4          | 0               | 100.0        |
| LEWIS          | 74                 | 58             | 78.4          | 10              | 13.5          | 0               | 100.0        |
| LINCOLN        | 396                | 270            | 68.2          | 63              | 15.9          | 10              | 97.0         |
| MACON          | 113                | 88             | 77.9          | 13              | 11.5          | 1               | 99.0         |
| MARION         | 304                | 228            | 75.0          | 47              | 15.5          | 4               | 98.5         |
| MONROE         | 54                 | 47             | 87.0          | 16              | 29.6          | 1               | 98.4         |
| MONTGOMERY     | 116                | 84             | 72.4          | 7               | 6.0           | 1               | 98.9         |
| OSAGE          | 55                 | 42             | 76.4          | 9               | 16.4          | 0               | 100.0        |
| PIKE           | 173                | 133            | 76.9          | 12              | 6.9           | 2               | 98.6         |
| RALLS          | 53                 | 40             | 75.5          | 7               | 13.2          | 2               | 95.7         |
| ST CHARLES     | 953                | 705            | 74.0          | 162             | 17.0          | 13              | 98.5         |
| SCHUYLER       | 33                 | 22             | 66.7          | 3               | 9.1           | 0               | 100.0        |
| SCOTLAND       | 41                 | 21             | 51.2          | 5               | 12.2          | 0               | 100.0        |
| SHELBY         | 44                 | 38             | 86.4          | 5               | 11.4          | 0               | 100.0        |
| WARREN         | 203                | 147            | 72.4          | 21              | 10.3          | 5               | 97.0         |
| TOTAL AREA 2   | 7,275              | 5,466          | 75.1          | 1,027           | 14.1          | 162             | 97.5         |
| AREA 3         |                    |                |               |                 |               |                 |              |
| BOLLINGER      | 127                | 91             | 71.7          | 8               | 6.3           | 6               | 93.9         |
| BUTLER         | 628                | 514            | 81.8          | 56              | 8.9           | 4               | 99.3         |
| CAPE GIRARDEAU | 664                | 472            | 71.1          | 81              | 12.2          | 16              | 97.1         |
| CARTER         | 89                 | 78             | 87.6          | 3               | 3.4           | 0               | 100.0        |
| CRAWFORD       | 302                | 240            | 79.5          | 22              | 7.3           | 0               | 100.0        |
| DENT           | 192                | 158            | 82.3          | 26              | 13.5          | 2               | 98.9         |
| DUNKLIN        | 767                | 623            | 81.2          | 70              | 9.1           | 16              | 97.7         |

TABLE 8.  
FOOD STAMP APPLICATION CURRENCY  
OCTOBER 2001

| COUNTY          | # APPS<br>RECEIVED | #<br>APPROVALS | %<br>APPROVED | #<br>REJECTIONS | %<br>REJECTED | #<br>DELINQUENT | %<br>CURRENT |
|-----------------|--------------------|----------------|---------------|-----------------|---------------|-----------------|--------------|
| HOWELL          | 513                | 390            | 76.0          | 40              | 7.8           | 18              | 95.8         |
| IRON            | 145                | 109            | 75.2          | 11              | 7.6           | 1               | 99.2         |
| MADISON         | 147                | 119            | 81.0          | 9               | 6.1           | 0               | 100.0        |
| MISSISSIPPI     | 354                | 289            | 81.6          | 23              | 6.5           | 1               | 99.7         |
| NEW MADRID      | 320                | 239            | 74.7          | 34              | 10.6          | 2               | 99.3         |
| OREGON          | 137                | 102            | 74.5          | 9               | 6.6           | 0               | 100.0        |
| PEMISCOT        | 533                | 393            | 73.7          | 40              | 7.5           | 7               | 98.4         |
| PERRY           | 130                | 105            | 80.8          | 14              | 10.8          | 4               | 96.6         |
| REYNOLDS        | 85                 | 73             | 85.9          | 9               | 10.6          | 2               | 97.6         |
| RIPLEY          | 300                | 252            | 84.0          | 16              | 5.3           | 0               | 100.0        |
| ST FRANCOIS     | 728                | 565            | 77.6          | 70              | 9.6           | 24              | 96.2         |
| STE GENEVIEVE   | 140                | 101            | 72.1          | 11              | 7.9           | 9               | 92.0         |
| SCOTT           | 626                | 484            | 77.3          | 67              | 10.7          | 7               | 98.7         |
| SHANNON         | 123                | 102            | 82.9          | 7               | 5.7           | 10              | 90.8         |
| STODDARD        | 400                | 318            | 79.5          | 39              | 9.8           | 5               | 98.6         |
| WASHINGTON      | 436                | 341            | 78.2          | 20              | 4.6           | 11              | 97.0         |
| WAYNE           | 257                | 200            | 77.8          | 14              | 5.4           | 4               | 98.1         |
| TOTAL AREA 3    | 8,143              | 6,358          | 78.1          | 699             | 8.6           | 149             | 97.9         |
| AREA 4          |                    |                |               |                 |               |                 |              |
| BARRY           | 383                | 323            | 84.3          | 34              | 8.9           | 4               | 98.9         |
| BARTON          | 96                 | 87             | 90.6          | 13              | 13.5          | 2               | 98.0         |
| BATES           | 142                | 111            | 78.2          | 22              | 15.5          | 2               | 98.5         |
| BENTON          | 226                | 186            | 82.3          | 11              | 4.9           | 1               | 99.5         |
| CAMDEN          | 363                | 267            | 73.6          | 49              | 13.5          | 7               | 97.8         |
| CEDAR           | 133                | 124            | 93.2          | 11              | 8.3           | 5               | 96.3         |
| CHRISTIAN       | 342                | 285            | 83.3          | 38              | 11.1          | 11              | 96.6         |
| DADE            | 67                 | 51             | 76.1          | 6               | 9.0           | 0               | 100.0        |
| DALLAS          | 188                | 166            | 88.3          | 17              | 9.0           | 6               | 96.7         |
| DOUGLAS         | 179                | 156            | 87.2          | 14              | 7.8           | 1               | 99.4         |
| GREENE          | 2,640              | 1,989          | 75.3          | 332             | 12.6          | 75              | 96.8         |
| HENRY           | 256                | 212            | 82.8          | 32              | 12.5          | 11              | 95.5         |
| HICKORY         | 120                | 83             | 69.2          | 9               | 7.5           | 0               | 100.0        |
| JASPER          | 1,264              | 986            | 78.0          | 130             | 10.3          | 38              | 96.6         |
| LACLEDE         | 443                | 314            | 70.9          | 53              | 12.0          | 6               | 98.4         |
| LAWRENCE        | 351                | 281            | 80.1          | 34              | 9.7           | 3               | 99.0         |
| MCDONALD        | 307                | 236            | 76.9          | 42              | 13.7          | 5               | 98.2         |
| MARIES          | 81                 | 51             | 63.0          | 9               | 11.1          | 1               | 98.3         |
| MILLER          | 274                | 212            | 77.4          | 30              | 10.9          | 4               | 98.3         |
| MONITEAU        | 100                | 84             | 84.0          | 9               | 9.0           | 2               | 97.8         |
| MORGAN          | 219                | 188            | 85.8          | 16              | 7.3           | 4               | 98.0         |
| NEWTON          | 446                | 347            | 77.8          | 65              | 14.6          | 5               | 98.8         |
| OZARK           | 119                | 88             | 73.9          | 12              | 10.1          | 1               | 99.0         |
| PHELPS          | 438                | 319            | 72.8          | 53              | 12.1          | 4               | 98.9         |
| POLK            | 245                | 190            | 77.6          | 21              | 8.6           | 19              | 93.0         |
| PULASKI         | 371                | 282            | 76.0          | 50              | 13.5          | 15              | 95.5         |
| ST CLAIR        | 115                | 106            | 92.2          | 11              | 9.6           | 0               | 100.0        |
| STONE           | 269                | 218            | 81.0          | 31              | 11.5          | 6               | 97.6         |
| TANEY           | 413                | 259            | 62.7          | 85              | 20.6          | 4               | 98.8         |
| TEXAS           | 304                | 251            | 82.6          | 24              | 7.9           | 2               | 99.3         |
| VERNON          | 231                | 171            | 74.0          | 32              | 13.9          | 5               | 97.5         |
| WEBSTER         | 280                | 169            | 60.4          | 41              | 14.6          | 5               | 97.6         |
| WRIGHT          | 240                | 191            | 79.6          | 18              | 7.5           | 0               | 100.0        |
| TOTAL AREA 4    | 11,645             | 8,983          | 77.1          | 1,354           | 11.6          | 254             | 97.5         |
| AREA 5          |                    |                |               |                 |               |                 |              |
| JACKSON         | 8,203              | 6,146          | 74.9          | 985             | 12.0          | 384             | 94.6         |
| TOTAL AREA 5    | 8,203              | 6,146          | 74.9          | 985             | 12.0          | 384             | 94.6         |
| AREA 6          |                    |                |               |                 |               |                 |              |
| ST LOUIS CITY   | 10,112             | 8,420          | 83.3          | 616             | 6.1           | 333             | 96.3         |
| TOTAL AREA 6    | 10,112             | 8,420          | 83.3          | 616             | 6.1           | 333             | 96.3         |
| AREA 7          |                    |                |               |                 |               |                 |              |
| ST LOUIS COUNTY | 6,327              | 4,738          | 74.9          | 788             | 12.5          | 353             | 93.6         |
| TOTAL AREA 7    | 6,327              | 4,738          | 74.9          | 788             | 12.5          | 353             | 93.6         |
| STATEWIDE       | 57,556             | 44,392         | 77.1          | 6,278           | 10.9          | 1,760           | 96.5         |

TABLE 9.

FOOD STAMP EXPEDITED SERVICE APPLICATION CURRENCY  
OCTOBER 2001

| COUNTY              | # CASES<br>EXPEDITED | #<br>TIMELY  | # NOT<br>TIMELY | %<br>TIMELY |
|---------------------|----------------------|--------------|-----------------|-------------|
| <b>AREA 1</b>       |                      |              |                 |             |
| ANDREW              | 19                   | 19           | 0               | 100.0       |
| ATCHISON            | 14                   | 14           | 0               | 100.0       |
| BUCHANAN            | 322                  | 317          | 5               | 98.4        |
| CALDWELL            | 21                   | 21           | 0               | 100.0       |
| CARROLL             | 17                   | 17           | 0               | 100.0       |
| CASS                | 138                  | 135          | 3               | 97.8        |
| CHARITON            | 9                    | 9            | 0               | 100.0       |
| CLAY                | 279                  | 273          | 6               | 97.8        |
| CLINTON             | 25                   | 25           | 0               | 100.0       |
| COOPER              | 32                   | 31           | 1               | 96.9        |
| DAVISS              | 13                   | 12           | 1               | 92.3        |
| DE KALB             | 19                   | 18           | 1               | 94.7        |
| GENTRY              | 4                    | 4            | 0               | 100.0       |
| GRUNDY              | 27                   | 27           | 0               | 100.0       |
| HARRISON            | 18                   | 18           | 0               | 100.0       |
| HOLT                | 11                   | 11           | 0               | 100.0       |
| HOWARD              | 15                   | 15           | 0               | 100.0       |
| JOHNSON             | 112                  | 109          | 3               | 97.3        |
| LAFAYETTE           | 86                   | 84           | 2               | 97.7        |
| LINN                | 37                   | 36           | 1               | 97.3        |
| LIVINGSTON          | 26                   | 25           | 1               | 96.2        |
| MERCER              | 6                    | 6            | 0               | 100.0       |
| NODAWAY             | 19                   | 18           | 1               | 94.7        |
| PETTIS              | 152                  | 147          | 5               | 96.7        |
| PLATTE              | 64                   | 64           | 0               | 100.0       |
| PUTNAM              | 22                   | 22           | 0               | 100.0       |
| RANDOLPH            | 83                   | 83           | 0               | 100.0       |
| RAY                 | 33                   | 30           | 3               | 90.9        |
| SALINE              | 52                   | 52           | 0               | 100.0       |
| SULLIVAN            | 26                   | 26           | 0               | 100.0       |
| WORTH               | 4                    | 4            | 0               | 100.0       |
| <b>TOTAL AREA 1</b> | <b>1,705</b>         | <b>1,672</b> | <b>33</b>       | <b>98.1</b> |
| <b>AREA 2</b>       |                      |              |                 |             |
| ADAIR               | 63                   | 63           | 0               | 100.0       |
| AUDRAIN             | 53                   | 51           | 2               | 96.2        |
| BOONE               | 523                  | 516          | 7               | 98.7        |
| CALLAWAY            | 89                   | 89           | 0               | 100.0       |
| CLARK               | 12                   | 11           | 1               | 91.7        |
| COLE                | 189                  | 180          | 9               | 95.2        |
| FRANKLIN            | 190                  | 189          | 1               | 99.5        |
| GASCONADE           | 26                   | 26           | 0               | 100.0       |
| JEFFERSON           | 487                  | 478          | 9               | 98.2        |
| KNOX                | 5                    | 5            | 0               | 100.0       |
| LEWIS               | 18                   | 18           | 0               | 100.0       |
| LINCOLN             | 132                  | 131          | 1               | 99.2        |
| MACON               | 34                   | 34           | 0               | 100.0       |
| MARION              | 86                   | 84           | 2               | 97.7        |
| MONROE              | 16                   | 16           | 0               | 100.0       |
| MONTGOMERY          | 42                   | 42           | 0               | 100.0       |
| OSAGE               | 10                   | 10           | 0               | 100.0       |
| PIKE                | 46                   | 46           | 0               | 100.0       |
| RALLS               | 18                   | 18           | 0               | 100.0       |
| ST CHARLES          | 318                  | 316          | 2               | 99.4        |
| SCHUYLER            | 9                    | 8            | 1               | 88.9        |
| SCOTLAND            | 14                   | 14           | 0               | 100.0       |
| SHELBY              | 18                   | 18           | 0               | 100.0       |
| WARREN              | 77                   | 75           | 2               | 97.4        |
| <b>TOTAL AREA 2</b> | <b>2,475</b>         | <b>2,438</b> | <b>37</b>       | <b>98.5</b> |
| <b>AREA 3</b>       |                      |              |                 |             |
| BOLLINGER           | 27                   | 26           | 1               | 96.3        |
| BUTLER              | 192                  | 190          | 2               | 99.0        |
| CAPE GIRARDEAU      | 229                  | 226          | 3               | 98.7        |
| CARTER              | 34                   | 33           | 1               | 97.1        |
| CRAWFORD            | 90                   | 90           | 0               | 100.0       |
| DENT                | 66                   | 66           | 0               | 100.0       |
| DUNKLIN             | 269                  | 266          | 3               | 98.9        |

TABLE 9.

FOOD STAMP EXPEDITED SERVICE APPLICATION CURRENCY  
OCTOBER 2001

| COUNTY          | # CASES<br>EXPEDITED | #<br>TIMELY | # NOT<br>TIMELY | %<br>TIMELY |
|-----------------|----------------------|-------------|-----------------|-------------|
| HOWELL          | 138                  | 135         | 3               | 97.8        |
| IRON            | 52                   | 51          | 1               | 98.1        |
| MADISON         | 43                   | 41          | 2               | 95.3        |
| MISSISSIPPI     | 149                  | 148         | 1               | 99.3        |
| NEW MADRID      | 99                   | 99          | 0               | 100.0       |
| OREGON          | 37                   | 37          | 0               | 100.0       |
| PEMISCOT        | 179                  | 175         | 4               | 97.8        |
| PERRY           | 34                   | 33          | 1               | 97.1        |
| REYNOLDS        | 28                   | 28          | 0               | 100.0       |
| RIPLEY          | 83                   | 82          | 1               | 98.8        |
| ST FRANCOIS     | 267                  | 267         | 0               | 100.0       |
| STE GENEVIEVE   | 41                   | 40          | 1               | 97.6        |
| SCOTT           | 186                  | 184         | 2               | 98.9        |
| SHANNON         | 35                   | 33          | 2               | 94.3        |
| STODDARD        | 103                  | 102         | 1               | 99.0        |
| WASHINGTON      | 176                  | 176         | 0               | 100.0       |
| WAYNE           | 73                   | 71          | 2               | 97.3        |
| TOTAL AREA 3    | 2,630                | 2,599       | 31              | 98.8        |
| AREA 4          |                      |             |                 |             |
| BARRY           | 126                  | 123         | 3               | 97.6        |
| BARTON          | 35                   | 34          | 1               | 97.1        |
| BATES           | 33                   | 31          | 2               | 93.9        |
| BENTON          | 80                   | 77          | 3               | 96.3        |
| CAMDEN          | 131                  | 128         | 3               | 97.7        |
| CEDAR           | 52                   | 51          | 1               | 98.1        |
| CHRISTIAN       | 119                  | 117         | 2               | 98.3        |
| DADE            | 20                   | 20          | 0               | 100.0       |
| DALLAS          | 57                   | 55          | 2               | 96.5        |
| DOUGLAS         | 51                   | 50          | 1               | 98.0        |
| GREENE          | 972                  | 950         | 22              | 97.7        |
| HENRY           | 79                   | 76          | 3               | 96.2        |
| HICKORY         | 33                   | 33          | 0               | 100.0       |
| JASPER          | 418                  | 409         | 9               | 97.8        |
| LACLEDE         | 129                  | 127         | 2               | 98.4        |
| LAWRENCE        | 113                  | 113         | 0               | 100.0       |
| MCDONALD        | 95                   | 93          | 2               | 97.9        |
| MARIES          | 20                   | 20          | 0               | 100.0       |
| MILLER          | 87                   | 83          | 4               | 95.4        |
| MONITEAU        | 32                   | 32          | 0               | 100.0       |
| MORGAN          | 70                   | 69          | 1               | 98.6        |
| NEWTON          | 141                  | 140         | 1               | 99.3        |
| OZARK           | 38                   | 36          | 2               | 94.7        |
| PHELPS          | 118                  | 114         | 4               | 96.6        |
| POLK            | 75                   | 73          | 2               | 97.3        |
| PULASKI         | 111                  | 108         | 3               | 97.3        |
| ST CLAIR        | 44                   | 44          | 0               | 100.0       |
| STONE           | 95                   | 95          | 0               | 100.0       |
| TANEY           | 130                  | 127         | 3               | 97.7        |
| TEXAS           | 106                  | 105         | 1               | 99.1        |
| VERNON          | 70                   | 68          | 2               | 97.1        |
| WEBSTER         | 68                   | 66          | 2               | 97.1        |
| WRIGHT          | 75                   | 73          | 2               | 97.3        |
| TOTAL AREA 4    | 3,823                | 3,740       | 83              | 97.8        |
| AREA 5          |                      |             |                 |             |
| JACKSON         | 2,952                | 2,870       | 82              | 97.2        |
| TOTAL AREA 5    | 2,952                | 2,870       | 82              | 97.2        |
| AREA 6          |                      |             |                 |             |
| ST LOUIS CITY   | 4,884                | 4,755       | 129             | 97.4        |
| TOTAL AREA 6    | 4,884                | 4,755       | 129             | 97.4        |
| AREA 7          |                      |             |                 |             |
| ST LOUIS COUNTY | 2,175                | 2,129       | 46              | 97.9        |
| TOTAL AREA 7    | 2,175                | 2,129       | 46              | 97.9        |
| STATEWIDE       | 20,644               | 20,203      | 441             | 97.9        |

Table 1

| Year | 1980 | 1981 | 1982 | 1983 | 1984 |
|------|------|------|------|------|------|
| 1    | 100  | 100  | 100  | 100  | 100  |
| 2    | 100  | 100  | 100  | 100  | 100  |
| 3    | 100  | 100  | 100  | 100  | 100  |
| 4    | 100  | 100  | 100  | 100  | 100  |
| 5    | 100  | 100  | 100  | 100  | 100  |
| 6    | 100  | 100  | 100  | 100  | 100  |
| 7    | 100  | 100  | 100  | 100  | 100  |
| 8    | 100  | 100  | 100  | 100  | 100  |
| 9    | 100  | 100  | 100  | 100  | 100  |
| 10   | 100  | 100  | 100  | 100  | 100  |
| 11   | 100  | 100  | 100  | 100  | 100  |
| 12   | 100  | 100  | 100  | 100  | 100  |
| 13   | 100  | 100  | 100  | 100  | 100  |
| 14   | 100  | 100  | 100  | 100  | 100  |
| 15   | 100  | 100  | 100  | 100  | 100  |
| 16   | 100  | 100  | 100  | 100  | 100  |
| 17   | 100  | 100  | 100  | 100  | 100  |
| 18   | 100  | 100  | 100  | 100  | 100  |
| 19   | 100  | 100  | 100  | 100  | 100  |
| 20   | 100  | 100  | 100  | 100  | 100  |
| 21   | 100  | 100  | 100  | 100  | 100  |
| 22   | 100  | 100  | 100  | 100  | 100  |
| 23   | 100  | 100  | 100  | 100  | 100  |
| 24   | 100  | 100  | 100  | 100  | 100  |
| 25   | 100  | 100  | 100  | 100  | 100  |
| 26   | 100  | 100  | 100  | 100  | 100  |
| 27   | 100  | 100  | 100  | 100  | 100  |
| 28   | 100  | 100  | 100  | 100  | 100  |
| 29   | 100  | 100  | 100  | 100  | 100  |
| 30   | 100  | 100  | 100  | 100  | 100  |
| 31   | 100  | 100  | 100  | 100  | 100  |
| 32   | 100  | 100  | 100  | 100  | 100  |
| 33   | 100  | 100  | 100  | 100  | 100  |
| 34   | 100  | 100  | 100  | 100  | 100  |
| 35   | 100  | 100  | 100  | 100  | 100  |
| 36   | 100  | 100  | 100  | 100  | 100  |
| 37   | 100  | 100  | 100  | 100  | 100  |
| 38   | 100  | 100  | 100  | 100  | 100  |
| 39   | 100  | 100  | 100  | 100  | 100  |
| 40   | 100  | 100  | 100  | 100  | 100  |
| 41   | 100  | 100  | 100  | 100  | 100  |
| 42   | 100  | 100  | 100  | 100  | 100  |
| 43   | 100  | 100  | 100  | 100  | 100  |
| 44   | 100  | 100  | 100  | 100  | 100  |
| 45   | 100  | 100  | 100  | 100  | 100  |
| 46   | 100  | 100  | 100  | 100  | 100  |
| 47   | 100  | 100  | 100  | 100  | 100  |
| 48   | 100  | 100  | 100  | 100  | 100  |
| 49   | 100  | 100  | 100  | 100  | 100  |
| 50   | 100  | 100  | 100  | 100  | 100  |
| 51   | 100  | 100  | 100  | 100  | 100  |
| 52   | 100  | 100  | 100  | 100  | 100  |
| 53   | 100  | 100  | 100  | 100  | 100  |
| 54   | 100  | 100  | 100  | 100  | 100  |
| 55   | 100  | 100  | 100  | 100  | 100  |
| 56   | 100  | 100  | 100  | 100  | 100  |
| 57   | 100  | 100  | 100  | 100  | 100  |
| 58   | 100  | 100  | 100  | 100  | 100  |
| 59   | 100  | 100  | 100  | 100  | 100  |
| 60   | 100  | 100  | 100  | 100  | 100  |
| 61   | 100  | 100  | 100  | 100  | 100  |
| 62   | 100  | 100  | 100  | 100  | 100  |
| 63   | 100  | 100  | 100  | 100  | 100  |
| 64   | 100  | 100  | 100  | 100  | 100  |
| 65   | 100  | 100  | 100  | 100  | 100  |
| 66   | 100  | 100  | 100  | 100  | 100  |
| 67   | 100  | 100  | 100  | 100  | 100  |
| 68   | 100  | 100  | 100  | 100  | 100  |
| 69   | 100  | 100  | 100  | 100  | 100  |
| 70   | 100  | 100  | 100  | 100  | 100  |
| 71   | 100  | 100  | 100  | 100  | 100  |
| 72   | 100  | 100  | 100  | 100  | 100  |
| 73   | 100  | 100  | 100  | 100  | 100  |
| 74   | 100  | 100  | 100  | 100  | 100  |
| 75   | 100  | 100  | 100  | 100  | 100  |
| 76   | 100  | 100  | 100  | 100  | 100  |
| 77   | 100  | 100  | 100  | 100  | 100  |
| 78   | 100  | 100  | 100  | 100  | 100  |
| 79   | 100  | 100  | 100  | 100  | 100  |
| 80   | 100  | 100  | 100  | 100  | 100  |
| 81   | 100  | 100  | 100  | 100  | 100  |
| 82   | 100  | 100  | 100  | 100  | 100  |
| 83   | 100  | 100  | 100  | 100  | 100  |
| 84   | 100  | 100  | 100  | 100  | 100  |
| 85   | 100  | 100  | 100  | 100  | 100  |
| 86   | 100  | 100  | 100  | 100  | 100  |
| 87   | 100  | 100  | 100  | 100  | 100  |
| 88   | 100  | 100  | 100  | 100  | 100  |
| 89   | 100  | 100  | 100  | 100  | 100  |
| 90   | 100  | 100  | 100  | 100  | 100  |
| 91   | 100  | 100  | 100  | 100  | 100  |
| 92   | 100  | 100  | 100  | 100  | 100  |
| 93   | 100  | 100  | 100  | 100  | 100  |
| 94   | 100  | 100  | 100  | 100  | 100  |
| 95   | 100  | 100  | 100  | 100  | 100  |
| 96   | 100  | 100  | 100  | 100  | 100  |
| 97   | 100  | 100  | 100  | 100  | 100  |
| 98   | 100  | 100  | 100  | 100  | 100  |
| 99   | 100  | 100  | 100  | 100  | 100  |
| 100  | 100  | 100  | 100  | 100  | 100  |

FIGURE 5. TEMPORARY ASSISTANCE CASELOAD

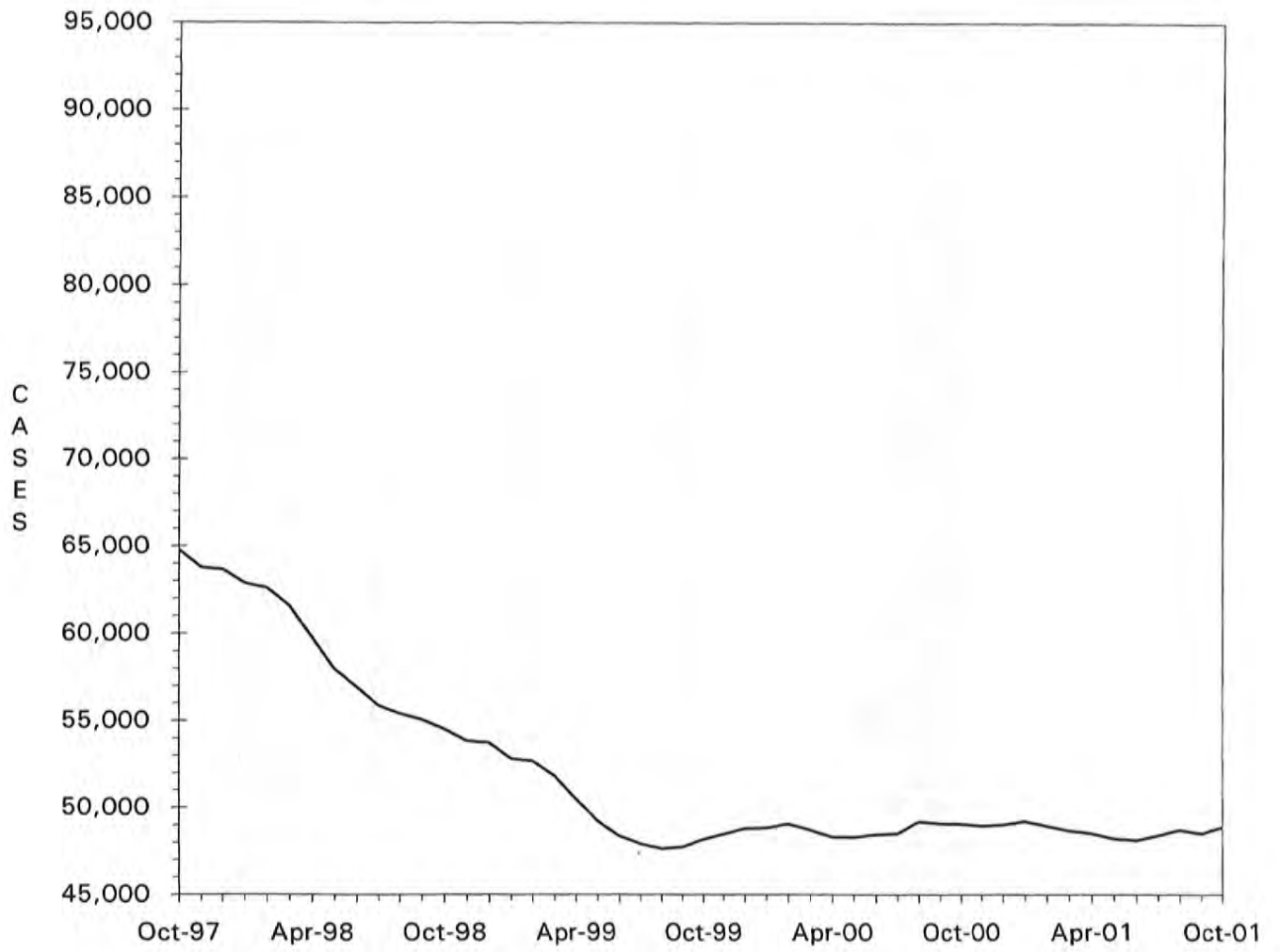


TABLE 10.  
 TEMPORARY ASSISTANCE CASH AND UP  
 TOTAL CASES AND REINVESTIGATIONS  
 OCTOBER 2001

| COUNTY         | #<br>CASES | #<br>REINVEST<br>COMPLETED | #<br>DELIN-<br>QUENT | %<br>DELIN-<br>QUENT |
|----------------|------------|----------------------------|----------------------|----------------------|
| AREA 1         |            |                            |                      |                      |
| ANDREW         | 46         | 1                          | 5                    | 10.9                 |
| ATCHISON       | 13         | 2                          | 1                    | 7.7                  |
| BUCHANAN       | 562        | 68                         | 87                   | 15.5                 |
| CALDWELL       | 45         | 10                         | 4                    | 8.9                  |
| CARROLL        | 56         | 2                          | 15                   | 26.8                 |
| CASS           | 263        | 20                         | 40                   | 15.2                 |
| CHARITON       | 26         | 1                          | 0                    | 0.0                  |
| CLAY           | 477        | 63                         | 62                   | 13.0                 |
| CLINTON        | 51         | 2                          | 8                    | 15.7                 |
| COOPER         | 59         | 2                          | 25                   | 42.4                 |
| DAVISS         | 16         | 0                          | 1                    | 6.3                  |
| DE KALB        | 31         | 0                          | 14                   | 45.2                 |
| GENTRY         | 12         | 3                          | 0                    | 0.0                  |
| GRUNDY         | 44         | 2                          | 8                    | 18.2                 |
| HARRISON       | 44         | 7                          | 1                    | 2.3                  |
| HOLT           | 16         | 3                          | 4                    | 25.0                 |
| HOWARD         | 48         | 2                          | 2                    | 4.2                  |
| JOHNSON        | 210        | 21                         | 71                   | 33.8                 |
| LAFAYETTE      | 135        | 5                          | 44                   | 32.6                 |
| LINN           | 71         | 17                         | 3                    | 4.2                  |
| LIVINGSTON     | 45         | 10                         | 0                    | 0.0                  |
| MERCER         | 12         | 2                          | 0                    | 0.0                  |
| NODAWAY        | 33         | 6                          | 3                    | 9.1                  |
| PETTIS         | 274        | 36                         | 28                   | 10.2                 |
| PLATTE         | 158        | 5                          | 16                   | 10.1                 |
| PUTNAM         | 14         | 1                          | 2                    | 14.3                 |
| RANDOLPH       | 173        | 31                         | 34                   | 19.7                 |
| RAY            | 96         | 12                         | 1                    | 1.0                  |
| SALINE         | 170        | 22                         | 20                   | 11.8                 |
| SULLIVAN       | 32         | 3                          | 9                    | 28.1                 |
| WORTH          | 9          | 0                          | 0                    | 0.0                  |
| TOTAL AREA 1   | 3,241      | 359                        | 508                  | 15.7                 |
| AREA 2         |            |                            |                      |                      |
| ADAIR          | 108        | 12                         | 10                   | 9.3                  |
| AUDRAIN        | 157        | 8                          | 46                   | 29.3                 |
| BOONE          | 979        | 109                        | 275                  | 28.1                 |
| CALLAWAY       | 228        | 17                         | 75                   | 32.9                 |
| CLARK          | 35         | 0                          | 7                    | 20.0                 |
| COLE           | 287        | 64                         | 52                   | 18.1                 |
| FRANKLIN       | 296        | 52                         | 14                   | 4.7                  |
| GASCONADE      | 38         | 2                          | 1                    | 2.6                  |
| JEFFERSON      | 777        | 43                         | 124                  | 16.0                 |
| KNOX           | 8          | 2                          | 2                    | 25.0                 |
| LEWIS          | 59         | 9                          | 15                   | 25.4                 |
| LINCOLN        | 219        | 12                         | 70                   | 32.0                 |
| MACON          | 68         | 1                          | 6                    | 8.8                  |
| MARION         | 260        | 21                         | 74                   | 28.5                 |
| MONROE         | 19         | 2                          | 3                    | 15.8                 |
| MONTGOMERY     | 50         | 6                          | 5                    | 10.0                 |
| OSAGE          | 21         | 2                          | 6                    | 28.6                 |
| PIKE           | 118        | 21                         | 25                   | 21.2                 |
| RALLS          | 42         | 0                          | 2                    | 4.8                  |
| ST CHARLES     | 675        | 65                         | 104                  | 15.4                 |
| SCHUYLER       | 15         | 0                          | 3                    | 20.0                 |
| SCOTLAND       | 10         | 0                          | 2                    | 20.0                 |
| SHELBY         | 34         | 2                          | 4                    | 11.8                 |
| WARREN         | 121        | 24                         | 1                    | 0.8                  |
| TOTAL AREA 2   | 4,624      | 474                        | 926                  | 20.0                 |
| AREA 3         |            |                            |                      |                      |
| BOLLINGER      | 44         | 1                          | 1                    | 2.3                  |
| BUTLER         | 495        | 89                         | 0                    | 0.0                  |
| CAPE GIRARDEAU | 484        | 33                         | 52                   | 10.7                 |
| CARTER         | 55         | 7                          | 0                    | 0.0                  |
| CRAWFORD       | 193        | 16                         | 14                   | 7.3                  |
| DENT           | 104        | 5                          | 17                   | 16.3                 |
| DUNKLIN        | 718        | 58                         | 159                  | 22.1                 |

TABLE 10.  
 TEMPORARY ASSISTANCE CASH AND UP  
 TOTAL CASES AND REINVESTIGATIONS  
 OCTOBER 2001

| COUNTY          | #<br>CASES | #<br>REINVEST<br>COMPLETED | #<br>DELIN-<br>QUENT | %<br>DELIN-<br>QUENT |
|-----------------|------------|----------------------------|----------------------|----------------------|
| HOWELL          | 307        | 48                         | 46                   | 15.0                 |
| IRON            | 114        | 14                         | 1                    | 0.9                  |
| MADISON         | 89         | 14                         | 0                    | 0.0                  |
| MISSISSIPPI     | 408        | 50                         | 82                   | 20.1                 |
| NEW MADRID      | 367        | 38                         | 53                   | 14.4                 |
| OREGON          | 83         | 14                         | 1                    | 1.2                  |
| PEMISCOT        | 611        | 38                         | 109                  | 17.8                 |
| PERRY           | 73         | 19                         | 13                   | 17.8                 |
| REYNOLDS        | 52         | 8                          | 4                    | 7.7                  |
| RIPLEY          | 188        | 24                         | 10                   | 5.3                  |
| ST FRANCOIS     | 599        | 102                        | 48                   | 8.0                  |
| STE GENEVIEVE   | 63         | 5                          | 10                   | 15.9                 |
| SCOTT           | 582        | 62                         | 21                   | 3.6                  |
| SHANNON         | 71         | 12                         | 1                    | 1.4                  |
| STODDARD        | 210        | 28                         | 4                    | 1.9                  |
| WASHINGTON      | 278        | 56                         | 3                    | 1.1                  |
| WAYNE           | 155        | 20                         | 2                    | 1.3                  |
| TOTAL AREA 3    | 6,343      | 761                        | 651                  | 10.3                 |
| AREA 4          |            |                            |                      |                      |
| BARRY           | 260        | 17                         | 27                   | 10.4                 |
| BARTON          | 103        | 8                          | 24                   | 23.3                 |
| BATES           | 59         | 6                          | 1                    | 1.7                  |
| BENTON          | 135        | 25                         | 17                   | 12.6                 |
| CAMDEN          | 170        | 17                         | 27                   | 15.9                 |
| CEDAR           | 117        | 4                          | 31                   | 26.5                 |
| CHRISTIAN       | 164        | 19                         | 59                   | 36.0                 |
| DADE            | 34         | 4                          | 6                    | 17.6                 |
| DALLAS          | 135        | 25                         | 21                   | 15.6                 |
| DOUGLAS         | 102        | 2                          | 8                    | 7.8                  |
| GREENE          | 1,402      | 107                        | 343                  | 24.5                 |
| HENRY           | 166        | 17                         | 38                   | 22.9                 |
| HICKORY         | 44         | 5                          | 10                   | 22.7                 |
| JASPER          | 903        | 92                         | 201                  | 22.3                 |
| LACLEDE         | 266        | 21                         | 47                   | 17.7                 |
| LAWRENCE        | 236        | 15                         | 51                   | 21.6                 |
| MCDONALD        | 158        | 9                          | 34                   | 21.5                 |
| MARIES          | 60         | 3                          | 14                   | 23.3                 |
| MILLER          | 135        | 11                         | 21                   | 15.6                 |
| MONITEAU        | 62         | 4                          | 31                   | 50.0                 |
| MORGAN          | 98         | 15                         | 4                    | 4.1                  |
| NEWTON          | 276        | 29                         | 33                   | 12.0                 |
| OZARK           | 54         | 3                          | 0                    | 0.0                  |
| PHELPS          | 241        | 27                         | 35                   | 14.5                 |
| POLK            | 144        | 15                         | 12                   | 8.3                  |
| PULASKI         | 222        | 10                         | 33                   | 14.9                 |
| ST CLAIR        | 75         | 13                         | 0                    | 0.0                  |
| STONE           | 110        | 7                          | 44                   | 40.0                 |
| TANEY           | 142        | 2                          | 74                   | 52.1                 |
| TEXAS           | 200        | 26                         | 2                    | 1.0                  |
| VERNON          | 144        | 10                         | 28                   | 19.4                 |
| WEBSTER         | 118        | 15                         | 18                   | 15.3                 |
| WRIGHT          | 185        | 29                         | 5                    | 2.7                  |
| TOTAL AREA 4    | 6,720      | 612                        | 1,299                | 19.3                 |
| AREA 5          |            |                            |                      |                      |
| JACKSON         | 8,136      | 539                        | 2,378                | 29.2                 |
| TOTAL AREA 5    | 8,136      | 539                        | 2,378                | 29.2                 |
| AREA 6          |            |                            |                      |                      |
| ST LOUIS CITY   | 11,846     | 1,363                      | 2,882                | 24.3                 |
| TOTAL AREA 6    | 11,846     | 1,363                      | 2,882                | 24.3                 |
| AREA 7          |            |                            |                      |                      |
| ST LOUIS COUNTY | 6,411      | 949                        | 1,444                | 22.5                 |
| TOTAL AREA 7    | 6,411      | 949                        | 1,444                | 22.5                 |
| STATEWIDE       | 47,321     | 5,057                      | 10,088               | 21.3                 |



TABLE 11.

TEMPORARY ASSISTANCE APPLICATIONS  
OCTOBER 2001

| COUNTY              | #<br>REC'D | #<br>APPR  | #<br>REJ   | %<br>REJ    | TOTAL<br>RESOLVED | -----APPLICATION RESOLUTION----- |           |           |            |             |               |
|---------------------|------------|------------|------------|-------------|-------------------|----------------------------------|-----------|-----------|------------|-------------|---------------|
|                     |            |            |            |             |                   | UNDER<br>31                      | 31-<br>45 | 46-<br>90 | 91-<br>105 | OVER<br>105 | % >45<br>DAYS |
| <b>AREA 1</b>       |            |            |            |             |                   |                                  |           |           |            |             |               |
| ANDREW              | 9          | 5          | 8          | 61.5        | 13                | 13                               | 0         | 0         | 0          | 0           | 0.0           |
| ATCHISON            | 3          | 2          | 0          | 0.0         | 2                 | 2                                | 0         | 0         | 0          | 0           | 0.0           |
| BUCHANAN            | 84         | 64         | 21         | 24.7        | 85                | 83                               | 2         | 0         | 0          | 0           | 0.0           |
| CALDWELL            | 10         | 2          | 2          | 50.0        | 4                 | 4                                | 0         | 0         | 0          | 0           | 0.0           |
| CARROLL             | 9          | 10         | 2          | 16.7        | 12                | 12                               | 0         | 0         | 0          | 0           | 0.0           |
| CASS                | 66         | 47         | 15         | 24.2        | 62                | 58                               | 4         | 0         | 0          | 0           | 0.0           |
| CHARITON            | 5          | 5          | 0          | 0.0         | 5                 | 5                                | 0         | 0         | 0          | 0           | 0.0           |
| CLAY                | 132        | 92         | 40         | 30.3        | 132               | 125                              | 5         | 2         | 0          | 0           | 1.5           |
| CLINTON             | 16         | 12         | 5          | 29.4        | 17                | 16                               | 1         | 0         | 0          | 0           | 0.0           |
| COOPER              | 19         | 10         | 7          | 41.2        | 17                | 15                               | 2         | 0         | 0          | 0           | 0.0           |
| DAVISS              | 9          | 7          | 2          | 22.2        | 9                 | 9                                | 0         | 0         | 0          | 0           | 0.0           |
| DE KALB             | 7          | 1          | 2          | 66.7        | 3                 | 3                                | 0         | 0         | 0          | 0           | 0.0           |
| GENTRY              | 3          | 4          | 0          | 0.0         | 4                 | 4                                | 0         | 0         | 0          | 0           | 0.0           |
| GRUNDY              | 13         | 5          | 5          | 50.0        | 10                | 10                               | 0         | 0         | 0          | 0           | 0.0           |
| HARRISON            | 8          | 4          | 3          | 42.9        | 7                 | 7                                | 0         | 0         | 0          | 0           | 0.0           |
| HOLT                | 4          | 3          | 0          | 0.0         | 3                 | 3                                | 0         | 0         | 0          | 0           | 0.0           |
| HOWARD              | 11         | 10         | 0          | 0.0         | 10                | 10                               | 0         | 0         | 0          | 0           | 0.0           |
| JOHNSON             | 55         | 24         | 17         | 41.5        | 41                | 39                               | 1         | 1         | 0          | 0           | 2.4           |
| LAFAYETTE           | 33         | 22         | 4          | 15.4        | 26                | 24                               | 2         | 0         | 0          | 0           | 0.0           |
| LINN                | 21         | 15         | 6          | 28.6        | 21                | 21                               | 0         | 0         | 0          | 0           | 0.0           |
| LIVINGSTON          | 12         | 9          | 2          | 18.2        | 11                | 11                               | 0         | 0         | 0          | 0           | 0.0           |
| MERCER              | 3          | 4          | 0          | 0.0         | 4                 | 4                                | 0         | 0         | 0          | 0           | 0.0           |
| NODAWAY             | 13         | 7          | 5          | 41.7        | 12                | 11                               | 1         | 0         | 0          | 0           | 0.0           |
| PETTIS              | 67         | 45         | 28         | 38.4        | 73                | 60                               | 11        | 2         | 0          | 0           | 2.7           |
| PLATTE              | 31         | 25         | 10         | 28.6        | 35                | 35                               | 0         | 0         | 0          | 0           | 0.0           |
| PUTNAM              | 12         | 5          | 0          | 0.0         | 5                 | 5                                | 0         | 0         | 0          | 0           | 0.0           |
| RANDOLPH            | 32         | 22         | 8          | 26.7        | 30                | 29                               | 1         | 0         | 0          | 0           | 0.0           |
| RAY                 | 26         | 13         | 4          | 23.5        | 17                | 16                               | 1         | 0         | 0          | 0           | 0.0           |
| SALINE              | 26         | 24         | 10         | 29.4        | 34                | 33                               | 1         | 0         | 0          | 0           | 0.0           |
| SULLIVAN            | 9          | 8          | 1          | 11.1        | 9                 | 9                                | 0         | 0         | 0          | 0           | 0.0           |
| WORTH               | 4          | 3          | 2          | 40.0        | 5                 | 5                                | 0         | 0         | 0          | 0           | 0.0           |
| <b>TOTAL AREA 1</b> | <b>752</b> | <b>509</b> | <b>209</b> | <b>29.1</b> | <b>718</b>        | <b>681</b>                       | <b>32</b> | <b>5</b>  | <b>0</b>   | <b>0</b>    | <b>0.7</b>    |
| <b>AREA 2</b>       |            |            |            |             |                   |                                  |           |           |            |             |               |
| ADAIR               | 20         | 16         | 7          | 30.4        | 23                | 22                               | 1         | 0         | 0          | 0           | 0.0           |
| AUDRAIN             | 23         | 13         | 5          | 27.8        | 18                | 16                               | 1         | 1         | 0          | 0           | 5.6           |
| BOONE               | 108        | 74         | 22         | 22.9        | 96                | 92                               | 2         | 2         | 0          | 0           | 2.1           |
| CALLAWAY            | 34         | 19         | 8          | 29.6        | 27                | 25                               | 2         | 0         | 0          | 0           | 0.0           |
| CLARK               | 8          | 7          | 3          | 30.0        | 10                | 10                               | 0         | 0         | 0          | 0           | 0.0           |
| COLE                | 60         | 32         | 12         | 27.3        | 44                | 37                               | 6         | 1         | 0          | 0           | 2.3           |
| FRANKLIN            | 76         | 64         | 6          | 8.6         | 70                | 69                               | 0         | 1         | 0          | 0           | 1.4           |
| GASCONADE           | 15         | 9          | 3          | 25.0        | 12                | 12                               | 0         | 0         | 0          | 0           | 0.0           |
| JEFFERSON           | 192        | 134        | 64         | 32.3        | 198               | 194                              | 4         | 0         | 0          | 0           | 0.0           |
| KNOX                | 2          | 1          | 0          | 0.0         | 1                 | 1                                | 0         | 0         | 0          | 0           | 0.0           |
| LEWIS               | 9          | 4          | 3          | 42.9        | 7                 | 7                                | 0         | 0         | 0          | 0           | 0.0           |
| LINCOLN             | 41         | 35         | 5          | 12.5        | 40                | 39                               | 1         | 0         | 0          | 0           | 0.0           |
| MACON               | 13         | 11         | 4          | 26.7        | 15                | 14                               | 1         | 0         | 0          | 0           | 0.0           |
| MARION              | 28         | 18         | 8          | 30.8        | 26                | 26                               | 0         | 0         | 0          | 0           | 0.0           |
| MONROE              | 14         | 4          | 11         | 73.3        | 15                | 15                               | 0         | 0         | 0          | 0           | 0.0           |
| MONTGOMERY          | 15         | 11         | 5          | 31.3        | 16                | 16                               | 0         | 0         | 0          | 0           | 0.0           |
| OSAGE               | 6          | 2          | 1          | 33.3        | 3                 | 2                                | 1         | 0         | 0          | 0           | 0.0           |
| PIKE                | 20         | 18         | 5          | 21.7        | 23                | 21                               | 2         | 0         | 0          | 0           | 0.0           |
| RALLS               | 13         | 10         | 0          | 0.0         | 10                | 10                               | 0         | 0         | 0          | 0           | 0.0           |
| ST CHARLES          | 94         | 72         | 44         | 37.9        | 116               | 112                              | 2         | 2         | 0          | 0           | 1.7           |
| SCHUYLER            | 3          | 1          | 1          | 50.0        | 2                 | 2                                | 0         | 0         | 0          | 0           | 0.0           |
| SCOTLAND            | 8          | 5          | 2          | 28.6        | 7                 | 6                                | 1         | 0         | 0          | 0           | 0.0           |
| SHELBY              | 6          | 9          | 1          | 10.0        | 10                | 10                               | 0         | 0         | 0          | 0           | 0.0           |
| WARREN              | 27         | 13         | 10         | 43.5        | 23                | 21                               | 1         | 1         | 0          | 0           | 4.3           |
| <b>TOTAL AREA 2</b> | <b>835</b> | <b>582</b> | <b>230</b> | <b>28.3</b> | <b>812</b>        | <b>779</b>                       | <b>25</b> | <b>8</b>  | <b>0</b>   | <b>0</b>    | <b>1.0</b>    |
| <b>AREA 3</b>       |            |            |            |             |                   |                                  |           |           |            |             |               |
| BOLLINGER           | 14         | 7          | 6          | 46.2        | 13                | 10                               | 2         | 1         | 0          | 0           | 7.7           |
| BUTLER              | 82         | 55         | 19         | 25.7        | 74                | 73                               | 0         | 0         | 0          | 1           | 1.4           |
| CAPE GIRARDEAU      | 78         | 54         | 20         | 27.0        | 74                | 71                               | 3         | 0         | 0          | 0           | 0.0           |
| CARTER              | 10         | 11         | 0          | 0.0         | 11                | 11                               | 0         | 0         | 0          | 0           | 0.0           |
| CRAWFORD            | 69         | 35         | 31         | 47.0        | 66                | 66                               | 0         | 0         | 0          | 0           | 0.0           |
| DENT                | 17         | 12         | 8          | 40.0        | 20                | 20                               | 0         | 0         | 0          | 0           | 0.0           |
| DUNKLIN             | 80         | 73         | 23         | 24.0        | 96                | 94                               | 1         | 1         | 0          | 0           | 1.0           |

TABLE 11.

TEMPORARY ASSISTANCE APPLICATIONS  
OCTOBER 2001

| COUNTY          | #<br>REC'D | #<br>APPR | #<br>REJ | %<br>REJ | TOTAL<br>RESOLVED | -----APPLICATION RESOLUTION----- |           |           |            |             |               |
|-----------------|------------|-----------|----------|----------|-------------------|----------------------------------|-----------|-----------|------------|-------------|---------------|
|                 |            |           |          |          |                   | UNDER<br>31                      | 31-<br>45 | 46-<br>90 | 91-<br>105 | OVER<br>105 | % >45<br>DAYS |
| HOWELL          | 62         | 42        | 17       | 28.8     | 59                | 57                               | 1         | 1         | 0          | 0           | 1.7           |
| IRON            | 12         | 10        | 3        | 23.1     | 13                | 13                               | 0         | 0         | 0          | 0           | 0.0           |
| MADISON         | 20         | 17        | 6        | 26.1     | 23                | 23                               | 0         | 0         | 0          | 0           | 0.0           |
| MISSISSIPPI     | 41         | 38        | 8        | 17.4     | 46                | 45                               | 1         | 0         | 0          | 0           | 0.0           |
| NEW MADRID      | 36         | 25        | 10       | 28.6     | 35                | 34                               | 1         | 0         | 0          | 0           | 0.0           |
| OREGON          | 21         | 15        | 5        | 25.0     | 20                | 20                               | 0         | 0         | 0          | 0           | 0.0           |
| PEMISCOT        | 91         | 42        | 40       | 48.8     | 82                | 81                               | 1         | 0         | 0          | 0           | 0.0           |
| PERRY           | 15         | 9         | 3        | 25.0     | 12                | 11                               | 0         | 1         | 0          | 0           | 8.3           |
| REYNOLDS        | 12         | 7         | 1        | 12.5     | 8                 | 8                                | 0         | 0         | 0          | 0           | 0.0           |
| RIPLEY          | 27         | 22        | 1        | 4.3      | 23                | 22                               | 1         | 0         | 0          | 0           | 0.0           |
| ST FRANCOIS     | 73         | 83        | 17       | 17.0     | 100               | 92                               | 3         | 3         | 0          | 2           | 5.0           |
| STE GENEVIEVE   | 22         | 12        | 10       | 45.5     | 22                | 21                               | 0         | 1         | 0          | 0           | 4.5           |
| SCOTT           | 79         | 53        | 18       | 25.4     | 71                | 70                               | 1         | 0         | 0          | 0           | 0.0           |
| SHANNON         | 21         | 20        | 6        | 23.1     | 26                | 26                               | 0         | 0         | 0          | 0           | 0.0           |
| STODDARD        | 37         | 26        | 9        | 25.7     | 35                | 34                               | 0         | 0         | 0          | 1           | 2.9           |
| WASHINGTON      | 63         | 52        | 12       | 18.8     | 64                | 60                               | 1         | 2         | 1          | 0           | 4.7           |
| WAYNE           | 21         | 14        | 9        | 39.1     | 23                | 20                               | 1         | 2         | 0          | 0           | 8.7           |
| TOTAL AREA 3    | 1,003      | 734       | 282      | 27.8     | 1,016             | 982                              | 17        | 12        | 1          | 4           | 1.7           |
| AREA 4          |            |           |          |          |                   |                                  |           |           |            |             |               |
| BARRY           | 50         | 45        | 5        | 10.0     | 50                | 49                               | 1         | 0         | 0          | 0           | 0.0           |
| BARTON          | 14         | 10        | 1        | 9.1      | 11                | 10                               | 0         | 1         | 0          | 0           | 9.1           |
| BATES           | 30         | 14        | 10       | 41.7     | 24                | 24                               | 0         | 0         | 0          | 0           | 0.0           |
| BENTON          | 20         | 11        | 7        | 38.9     | 18                | 18                               | 0         | 0         | 0          | 0           | 0.0           |
| CAMDEN          | 50         | 27        | 19       | 41.3     | 46                | 26                               | 6         | 14        | 0          | 0           | 30.4          |
| CEDAR           | 19         | 14        | 3        | 17.6     | 17                | 17                               | 0         | 0         | 0          | 0           | 0.0           |
| CHRISTIAN       | 80         | 21        | 41       | 66.1     | 62                | 58                               | 1         | 3         | 0          | 0           | 4.8           |
| DADE            | 7          | 4         | 0        | 0.0      | 4                 | 4                                | 0         | 0         | 0          | 0           | 0.0           |
| DALLAS          | 30         | 18        | 6        | 25.0     | 24                | 24                               | 0         | 0         | 0          | 0           | 0.0           |
| DOUGLAS         | 21         | 20        | 1        | 4.8      | 21                | 21                               | 0         | 0         | 0          | 0           | 0.0           |
| GREENE          | 318        | 187       | 93       | 33.2     | 280               | 242                              | 24        | 14        | 0          | 0           | 5.0           |
| HENRY           | 28         | 15        | 3        | 16.7     | 18                | 17                               | 0         | 1         | 0          | 0           | 5.6           |
| HICKORY         | 12         | 7         | 4        | 36.4     | 11                | 11                               | 0         | 0         | 0          | 0           | 0.0           |
| JASPER          | 172        | 141       | 35       | 19.9     | 176               | 158                              | 13        | 4         | 0          | 1           | 2.8           |
| LACLEDE         | 52         | 36        | 8        | 18.2     | 44                | 43                               | 0         | 1         | 0          | 0           | 2.3           |
| LAWRENCE        | 42         | 31        | 5        | 13.9     | 36                | 36                               | 0         | 0         | 0          | 0           | 0.0           |
| MCDONALD        | 37         | 27        | 13       | 32.5     | 40                | 34                               | 4         | 2         | 0          | 0           | 5.0           |
| MARIES          | 5          | 1         | 2        | 66.7     | 3                 | 3                                | 0         | 0         | 0          | 0           | 0.0           |
| MILLER          | 29         | 23        | 11       | 32.4     | 34                | 34                               | 0         | 0         | 0          | 0           | 0.0           |
| MONITEAU        | 15         | 10        | 3        | 23.1     | 13                | 12                               | 1         | 0         | 0          | 0           | 0.0           |
| MORGAN          | 29         | 22        | 4        | 15.4     | 26                | 25                               | 1         | 0         | 0          | 0           | 0.0           |
| NEWTON          | 82         | 56        | 26       | 31.7     | 82                | 81                               | 1         | 0         | 0          | 0           | 0.0           |
| OZARK           | 24         | 12        | 9        | 42.9     | 21                | 21                               | 0         | 0         | 0          | 0           | 0.0           |
| PHELPS          | 52         | 42        | 13       | 23.6     | 55                | 55                               | 0         | 0         | 0          | 0           | 0.0           |
| POLK            | 32         | 30        | 2        | 6.3      | 32                | 30                               | 1         | 1         | 0          | 0           | 3.1           |
| PULASKI         | 49         | 31        | 13       | 29.5     | 44                | 42                               | 1         | 1         | 0          | 0           | 2.3           |
| ST CLAIR        | 13         | 11        | 4        | 26.7     | 15                | 15                               | 0         | 0         | 0          | 0           | 0.0           |
| STONE           | 31         | 18        | 6        | 25.0     | 24                | 21                               | 3         | 0         | 0          | 0           | 0.0           |
| TANEY           | 56         | 30        | 33       | 52.4     | 63                | 61                               | 0         | 2         | 0          | 0           | 3.2           |
| TEXAS           | 35         | 28        | 5        | 15.2     | 33                | 33                               | 0         | 0         | 0          | 0           | 0.0           |
| VERNON          | 19         | 12        | 7        | 36.8     | 19                | 19                               | 0         | 0         | 0          | 0           | 0.0           |
| WEBSTER         | 36         | 20        | 11       | 35.5     | 31                | 31                               | 0         | 0         | 0          | 0           | 0.0           |
| WRIGHT          | 44         | 44        | 6        | 12.0     | 50                | 50                               | 0         | 0         | 0          | 0           | 0.0           |
| TOTAL AREA 4    | 1,533      | 1,018     | 409      | 28.7     | 1,427             | 1,325                            | 57        | 44        | 0          | 1           | 3.2           |
| AREA 5          |            |           |          |          |                   |                                  |           |           |            |             |               |
| JACKSON         | 822        | 578       | 208      | 26.5     | 786               | 687                              | 64        | 32        | 1          | 2           | 4.5           |
| TOTAL AREA 5    | 822        | 578       | 208      | 26.5     | 786               | 687                              | 64        | 32        | 1          | 2           | 4.5           |
| AREA 6          |            |           |          |          |                   |                                  |           |           |            |             |               |
| ST LOUIS CITY   | 618        | 483       | 143      | 22.8     | 626               | 483                              | 108       | 29        | 0          | 6           | 5.6           |
| TOTAL AREA 6    | 618        | 483       | 143      | 22.8     | 626               | 483                              | 108       | 29        | 0          | 6           | 5.6           |
| AREA 7          |            |           |          |          |                   |                                  |           |           |            |             |               |
| ST LOUIS COUNTY | 578        | 391       | 202      | 34.1     | 593               | 442                              | 109       | 40        | 0          | 2           | 7.1           |
| TOTAL AREA 7    | 578        | 391       | 202      | 34.1     | 593               | 442                              | 109       | 40        | 0          | 2           | 7.1           |
| STATEWIDE       | 6,141      | 4,295     | 1,683    | 28.2     | 5,978             | 5,379                            | 412       | 170       | 2          | 15          | 3.1           |

TABLE 12.

MC+, MEDICAL ASSISTANCE FOR FAMILIES (MAF) AND TRANSITIONAL MEDICAL ASSISTANCE (TMA)  
TOTAL CHILDREN  
OCTOBER 2001

| COUNTY         | MC+<br>POVERTY | MC+ CHIP<br>NO COST | MC+ CHIP<br>CO-PAY | MC+ CHIP<br>PREMIUM | MAF/<br>NO CASH | MAF/<br>CASH | TMA   | NEWBORNS | TOTAL<br>CHILDREN |
|----------------|----------------|---------------------|--------------------|---------------------|-----------------|--------------|-------|----------|-------------------|
| AREA 1         |                |                     |                    |                     |                 |              |       |          |                   |
| ANDREW         | 424            | 168                 | 47                 | 15                  | 50              | 78           | 15    | 43       | 840               |
| ATCHISON       | 233            | 93                  | 19                 | 2                   | 27              | 28           | 2     | 27       | 431               |
| BUCHANAN       | 3,744          | 1,098               | 231                | 59                  | 607             | 1,008        | 162   | 261      | 7,170             |
| CALDWELL       | 531            | 179                 | 52                 | 2                   | 70              | 85           | 22    | 19       | 960               |
| CARROLL        | 581            | 201                 | 46                 | 7                   | 157             | 106          | 16    | 29       | 1,143             |
| CASS           | 2,149          | 716                 | 279                | 72                  | 512             | 446          | 63    | 137      | 4,374             |
| CHARITON       | 218            | 106                 | 29                 | 6                   | 44              | 45           | 0     | 19       | 467               |
| CLAY           | 3,943          | 1,369               | 403                | 97                  | 762             | 823          | 184   | 452      | 8,033             |
| CLINTON        | 644            | 240                 | 49                 | 10                  | 124             | 85           | 4     | 71       | 1,227             |
| COOPER         | 622            | 163                 | 45                 | 7                   | 94              | 96           | 17    | 59       | 1,103             |
| DAVISS         | 450            | 133                 | 30                 | 18                  | 98              | 31           | 9     | 38       | 807               |
| DE KALB        | 337            | 134                 | 33                 | 5                   | 47              | 57           | 6     | 33       | 652               |
| GENTRY         | 232            | 107                 | 30                 | 19                  | 36              | 25           | 8     | 21       | 478               |
| GRUNDY         | 544            | 150                 | 32                 | 10                  | 145             | 92           | 3     | 14       | 990               |
| HARRISON       | 483            | 153                 | 33                 | 9                   | 68              | 98           | 16    | 20       | 880               |
| HOLT           | 263            | 88                  | 21                 | 0                   | 15              | 29           | 1     | 18       | 435               |
| HOWARD         | 457            | 148                 | 43                 | 4                   | 53              | 87           | 2     | 21       | 815               |
| JOHNSON        | 1,699          | 403                 | 111                | 10                  | 353             | 360          | 27    | 174      | 3,137             |
| LAFAYETTE      | 1,238          | 438                 | 106                | 18                  | 260             | 232          | 16    | 101      | 2,409             |
| LINN           | 706            | 181                 | 70                 | 18                  | 151             | 138          | 11    | 63       | 1,338             |
| LIVINGSTON     | 636            | 204                 | 31                 | 9                   | 123             | 75           | 29    | 45       | 1,152             |
| MERCER         | 147            | 45                  | 7                  | 0                   | 19              | 21           | 11    | 12       | 262               |
| NODAWAY        | 444            | 156                 | 44                 | 6                   | 42              | 64           | 12    | 35       | 803               |
| PETTIS         | 2,024          | 478                 | 111                | 39                  | 405             | 546          | 69    | 135      | 3,807             |
| PLATTE         | 1,123          | 428                 | 159                | 22                  | 224             | 283          | 60    | 105      | 2,404             |
| PUTNAM         | 324            | 98                  | 26                 | 4                   | 74              | 25           | 5     | 21       | 577               |
| RANDOLPH       | 1,291          | 308                 | 59                 | 6                   | 360             | 312          | 23    | 99       | 2,458             |
| RAY            | 654            | 207                 | 57                 | 21                  | 170             | 174          | 58    | 46       | 1,387             |
| SALINE         | 1,057          | 292                 | 64                 | 8                   | 205             | 285          | 58    | 78       | 2,047             |
| SULLIVAN       | 392            | 116                 | 22                 | 15                  | 118             | 65           | 10    | 34       | 772               |
| WORTH          | 104            | 45                  | 17                 | 1                   | 21              | 17           | 0     | 1        | 206               |
| TOTAL AREA 1   | 27,694         | 8,645               | 2,306              | 519                 | 5,434           | 5,816        | 919   | 2,231    | 53,564            |
| AREA 2         |                |                     |                    |                     |                 |              |       |          |                   |
| ADAIR          | 931            | 241                 | 54                 | 7                   | 255             | 189          | 29    | 91       | 1,797             |
| AUDRAIN        | 1,028          | 420                 | 64                 | 17                  | 168             | 293          | 28    | 75       | 2,093             |
| BOONE          | 5,315          | 1,120               | 311                | 57                  | 1,096           | 1,793        | 101   | 186      | 9,979             |
| CALLAWAY       | 2,049          | 457                 | 101                | 22                  | 225             | 457          | 43    | 100      | 3,454             |
| CLARK          | 456            | 105                 | 29                 | 0                   | 62              | 64           | 7     | 8        | 731               |
| COLE           | 2,045          | 436                 | 134                | 15                  | 468             | 570          | 72    | 127      | 3,867             |
| FRANKLIN       | 2,940          | 865                 | 221                | 44                  | 1,012           | 545          | 127   | 172      | 5,926             |
| GASCONADE      | 500            | 138                 | 32                 | 9                   | 100             | 61           | 11    | 42       | 893               |
| JEFFERSON      | 6,141          | 1,600               | 454                | 59                  | 1,723           | 1,356        | 169   | 385      | 11,887            |
| KNOX           | 208            | 73                  | 9                  | 13                  | 16              | 20           | 5     | 9        | 353               |
| LEWIS          | 413            | 103                 | 25                 | 10                  | 65              | 118          | 13    | 21       | 768               |
| LINCOLN        | 1,543          | 511                 | 101                | 15                  | 677             | 419          | 98    | 71       | 3,435             |
| MACON          | 683            | 242                 | 65                 | 7                   | 89              | 124          | 20    | 50       | 1,280             |
| MARION         | 1,507          | 366                 | 97                 | 24                  | 325             | 503          | 43    | 68       | 2,933             |
| MONROE         | 484            | 116                 | 18                 | 7                   | 40              | 35           | 23    | 21       | 744               |
| MONTGOMERY     | 597            | 186                 | 85                 | 12                  | 71              | 107          | 16    | 36       | 1,110             |
| OSAGE          | 394            | 122                 | 20                 | 5                   | 57              | 41           | 8     | 23       | 670               |
| PIKE           | 935            | 202                 | 37                 | 4                   | 284             | 211          | 9     | 38       | 1,720             |
| RALLS          | 301            | 135                 | 38                 | 4                   | 62              | 76           | 19    | 19       | 654               |
| ST CHARLES     | 5,361          | 1,178               | 299                | 46                  | 1,172           | 1,334        | 161   | 364      | 9,915             |
| SCHUYLER       | 229            | 64                  | 22                 | 9                   | 30              | 30           | 18    | 4        | 406               |
| SCOTLAND       | 246            | 75                  | 23                 | 6                   | 40              | 15           | 7     | 8        | 420               |
| SHELBY         | 334            | 74                  | 24                 | 6                   | 84              | 60           | 21    | 12       | 615               |
| WARREN         | 827            | 220                 | 56                 | 2                   | 179             | 233          | 22    | 52       | 1,591             |
| TOTAL AREA 2   | 35,467         | 9,049               | 2,319              | 400                 | 8,300           | 8,654        | 1,070 | 1,982    | 67,241            |
| AREA 3         |                |                     |                    |                     |                 |              |       |          |                   |
| BOLLINGER      | 667            | 260                 | 63                 | 12                  | 163             | 70           | 15    | 48       | 1,298             |
| BUTLER         | 2,385          | 671                 | 188                | 43                  | 462             | 905          | 61    | 129      | 4,844             |
| CAPE GIRARDEAU | 2,285          | 620                 | 189                | 31                  | 468             | 855          | 43    | 206      | 4,697             |
| CARTER         | 529            | 166                 | 48                 | 8                   | 128             | 97           | 1     | 38       | 1,015             |
| CRAWFORD       | 1,166          | 380                 | 101                | 24                  | 333             | 371          | 43    | 101      | 2,519             |
| DENT           | 1,067          | 322                 | 91                 | 13                  | 220             | 190          | 29    | 64       | 1,996             |
| DUNKLIN        | 3,060          | 465                 | 99                 | 11                  | 959             | 1,353        | 92    | 96       | 6,135             |
| HOWELL         | 2,636          | 751                 | 143                | 35                  | 519             | 558          | 36    | 112      | 4,790             |

TABLE 12.

MC+, MEDICAL ASSISTANCE FOR FAMILIES (MAF) AND TRANSITIONAL MEDICAL ASSISTANCE (TMA)  
TOTAL CHILDREN  
OCTOBER 2001

| COUNTY          | MC+<br>POVERTY | MC+ CHIP<br>NO COST | MC+ CHIP<br>CO-PAY | MC+ CHIP<br>PREMIUM | MAF/<br>NO CASH | MAF/<br>CASH | TMA   | NEWBORNS | TOTAL<br>CHILDREN |
|-----------------|----------------|---------------------|--------------------|---------------------|-----------------|--------------|-------|----------|-------------------|
| IRON            | 660            | 210                 | 49                 | 6                   | 150             | 198          | 11    | 32       | 1,316             |
| MADISON         | 646            | 212                 | 62                 | 6                   | 115             | 152          | 18    | 40       | 1,251             |
| MISSISSIPPI     | 998            | 256                 | 72                 | 11                  | 172             | 768          | 55    | 71       | 2,403             |
| NEW MADRID      | 1,431          | 343                 | 83                 | 5                   | 311             | 678          | 55    | 59       | 2,965             |
| OREGON          | 700            | 267                 | 80                 | 11                  | 169             | 160          | 8     | 38       | 1,433             |
| PEMISCOT        | 2,055          | 429                 | 82                 | 17                  | 449             | 1,359        | 24    | 38       | 4,453             |
| PERRY           | 837            | 189                 | 25                 | 5                   | 151             | 143          | 12    | 61       | 1,423             |
| REYNOLDS        | 466            | 129                 | 42                 | 5                   | 160             | 98           | 21    | 6        | 927               |
| RIPLEY          | 1,108          | 399                 | 103                | 14                  | 295             | 358          | 44    | 33       | 2,354             |
| ST FRANCOIS     | 2,692          | 701                 | 196                | 27                  | 759             | 1,052        | 97    | 187      | 5,711             |
| STE GENEVIEVE   | 684            | 152                 | 31                 | 9                   | 154             | 108          | 18    | 36       | 1,192             |
| SCOTT           | 2,486          | 670                 | 153                | 37                  | 436             | 1,092        | 107   | 118      | 5,099             |
| SHANNON         | 765            | 219                 | 79                 | 10                  | 172             | 153          | 14    | 39       | 1,451             |
| STODDARD        | 1,552          | 492                 | 160                | 33                  | 349             | 365          | 56    | 107      | 3,114             |
| WASHINGTON      | 1,456          | 429                 | 127                | 34                  | 631             | 490          | 115   | 86       | 3,368             |
| WAYNE           | 1,077          | 266                 | 96                 | 15                  | 190             | 257          | 12    | 78       | 1,991             |
| TOTAL AREA 3    | 33,408         | 8,998               | 2,362              | 422                 | 7,915           | 11,830       | 987   | 1,823    | 67,745            |
| AREA 4          |                |                     |                    |                     |                 |              |       |          |                   |
| BARRY           | 1,899          | 518                 | 106                | 13                  | 407             | 515          | 47    | 103      | 3,608             |
| BARTON          | 750            | 150                 | 38                 | 12                  | 125             | 191          | 10    | 57       | 1,333             |
| BATES           | 744            | 293                 | 72                 | 17                  | 219             | 123          | 41    | 48       | 1,557             |
| BENTON          | 947            | 246                 | 52                 | 10                  | 260             | 252          | 21    | 25       | 1,813             |
| CAMDEN          | 1,612          | 599                 | 132                | 35                  | 327             | 307          | 54    | 104      | 3,170             |
| CEDAR           | 874            | 256                 | 37                 | 12                  | 184             | 202          | 46    | 36       | 1,647             |
| CHRISTIAN       | 2,245          | 739                 | 189                | 50                  | 368             | 254          | 53    | 198      | 4,096             |
| DADE            | 454            | 149                 | 45                 | 7                   | 55              | 64           | 3     | 22       | 799               |
| DALLAS          | 945            | 292                 | 58                 | 20                  | 157             | 262          | 31    | 66       | 1,831             |
| DOUGLAS         | 874            | 293                 | 68                 | 17                  | 165             | 189          | 27    | 34       | 1,667             |
| GREENE          | 8,908          | 2,375               | 572                | 89                  | 2,256           | 2,540        | 224   | 1,096    | 18,060            |
| HENRY           | 1,125          | 308                 | 65                 | 12                  | 252             | 289          | 51    | 74       | 2,176             |
| HICKORY         | 585            | 168                 | 47                 | 5                   | 146             | 74           | 19    | 39       | 1,083             |
| JASPER          | 6,374          | 1,375               | 234                | 30                  | 1,166           | 1,746        | 65    | 589      | 11,579            |
| LACLEDE         | 1,947          | 462                 | 114                | 23                  | 512             | 485          | 65    | 135      | 3,743             |
| LAWRENCE        | 1,876          | 589                 | 127                | 22                  | 346             | 446          | 54    | 162      | 3,622             |
| MCDONALD        | 1,809          | 408                 | 75                 | 9                   | 283             | 290          | 46    | 101      | 3,021             |
| MARIES          | 381            | 112                 | 40                 | 11                  | 52              | 105          | 4     | 29       | 734               |
| MILLER          | 1,470          | 585                 | 147                | 34                  | 220             | 260          | 45    | 93       | 2,854             |
| MONITEAU        | 499            | 124                 | 28                 | 4                   | 81              | 99           | 7     | 42       | 884               |
| MORGAN          | 1,096          | 286                 | 77                 | 22                  | 229             | 192          | 16    | 45       | 1,963             |
| NEWTON          | 2,229          | 684                 | 167                | 31                  | 430             | 537          | 42    | 195      | 4,315             |
| OZARK           | 586            | 204                 | 33                 | 12                  | 172             | 107          | 9     | 25       | 1,148             |
| PHELPS          | 2,184          | 582                 | 126                | 31                  | 506             | 422          | 56    | 130      | 4,037             |
| POLK            | 1,486          | 477                 | 127                | 22                  | 378             | 273          | 61    | 92       | 2,916             |
| PULASKI         | 1,743          | 425                 | 144                | 18                  | 393             | 395          | 24    | 99       | 3,241             |
| ST CLAIR        | 455            | 173                 | 38                 | 17                  | 139             | 145          | 16    | 35       | 1,018             |
| STONE           | 1,791          | 454                 | 96                 | 23                  | 376             | 195          | 40    | 110      | 3,085             |
| TANEY           | 2,255          | 820                 | 217                | 38                  | 346             | 278          | 82    | 252      | 4,288             |
| TEXAS           | 1,337          | 542                 | 150                | 22                  | 281             | 380          | 40    | 96       | 2,848             |
| VERNON          | 1,239          | 417                 | 127                | 22                  | 181             | 270          | 36    | 110      | 2,402             |
| WEBSTER         | 1,462          | 579                 | 106                | 17                  | 372             | 248          | 87    | 125      | 2,996             |
| WRIGHT          | 1,261          | 393                 | 85                 | 17                  | 285             | 336          | 71    | 74       | 2,522             |
| TOTAL AREA 4    | 55,442         | 16,077              | 3,739              | 724                 | 11,669          | 12,471       | 1,493 | 4,441    | 106,056           |
| AREA 5          |                |                     |                    |                     |                 |              |       |          |                   |
| JACKSON         | 30,462         | 7,137               | 1,640              | 395                 | 7,021           | 16,246       | 1,104 | 1,966    | 65,971            |
| TOTAL AREA 5    | 30,462         | 7,137               | 1,640              | 395                 | 7,021           | 16,246       | 1,104 | 1,966    | 65,971            |
| AREA 6          |                |                     |                    |                     |                 |              |       |          |                   |
| ST LOUIS CITY   | 26,484         | 4,072               | 817                | 153                 | 6,560           | 25,391       | 893   | 845      | 65,215            |
| TOTAL AREA 6    | 26,484         | 4,072               | 817                | 153                 | 6,560           | 25,391       | 893   | 845      | 65,215            |
| AREA 7          |                |                     |                    |                     |                 |              |       |          |                   |
| ST LOUIS COUNTY | 28,194         | 6,016               | 1,285              | 252                 | 6,784           | 12,222       | 939   | 1,204    | 56,896            |
| TOTAL AREA 7    | 28,194         | 6,016               | 1,285              | 252                 | 6,784           | 12,222       | 939   | 1,204    | 56,896            |
| STATEWIDE       | 237,151        | 59,994              | 14,468             | 2,865               | 53,683          | 92,630       | 7,405 | 14,492   | 482,688           |

TABLE 13.

HC+, MEDICAL ASSISTANCE FOR FAMILIES (MAF) AND TRANSITIONAL MEDICAL ASSISTANCE (TMA)  
TOTAL CARETAKERS  
OCTOBER 2001

| COUNTY         | MAF/<br>NO CASH | MAF/<br>CASH | TMA   | EXTENDED<br>TMA | HC+ CUST.<br>PARENTS | NON-CUST.<br>PARENTS | NCP PARENTS'<br>FAIR SHARE | MPW   | EXTENDED<br>WOMEN'S HLTH | TOTAL<br>CARETAKERS |
|----------------|-----------------|--------------|-------|-----------------|----------------------|----------------------|----------------------------|-------|--------------------------|---------------------|
| AREA 1         |                 |              |       |                 |                      |                      |                            |       |                          |                     |
| ANDREW         | 33              | 24           | 9     | 12              | 98                   | 0                    | 7                          | 55    | 35                       | 273                 |
| ATCHISON       | 26              | 8            | 3     | 5               | 98                   | 1                    | 2                          | 22    | 22                       | 187                 |
| BUCHANAN       | 433             | 396          | 200   | 55              | 1,212                | 1                    | 25                         | 348   | 246                      | 2,916               |
| CALDWELL       | 46              | 38           | 15    | 2               | 195                  | 0                    | 2                          | 21    | 29                       | 348                 |
| CARROLL        | 101             | 38           | 14    | 10              | 207                  | 1                    | 0                          | 27    | 42                       | 440                 |
| CASS           | 312             | 202          | 119   | 36              | 600                  | 0                    | 0                          | 178   | 186                      | 1,633               |
| CHARITON       | 29              | 19           | 3     | 1               | 68                   | 1                    | 3                          | 28    | 15                       | 167                 |
| CLAY           | 534             | 340          | 166   | 28              | 1,172                | 1                    | 14                         | 400   | 442                      | 3,097               |
| CLINTON        | 64              | 31           | 12    | 4               | 246                  | 2                    | 3                          | 66    | 59                       | 487                 |
| COOPER         | 42              | 47           | 20    | 8               | 208                  | 0                    | 5                          | 51    | 66                       | 447                 |
| DAVISS         | 74              | 9            | 16    | 2               | 167                  | 0                    | 3                          | 42    | 35                       | 348                 |
| DE KALB        | 29              | 30           | 13    | 4               | 121                  | 0                    | 1                          | 28    | 28                       | 254                 |
| GENTRY         | 19              | 7            | 9     | 1               | 87                   | 0                    | 1                          | 14    | 14                       | 152                 |
| GRUNDY         | 91              | 29           | 16    | 4               | 222                  | 2                    | 7                          | 35    | 23                       | 429                 |
| HARRISON       | 56              | 37           | 23    | 7               | 162                  | 0                    | 1                          | 32    | 31                       | 349                 |
| HOLT           | 12              | 9            | 5     | 2               | 73                   | 0                    | 1                          | 10    | 19                       | 131                 |
| HOWARD         | 39              | 38           | 17    | 5               | 169                  | 0                    | 1                          | 32    | 30                       | 331                 |
| JOHNSON        | 263             | 159          | 52    | 20              | 492                  | 1                    | 5                          | 135   | 159                      | 1,286               |
| LAFAYETTE      | 166             | 95           | 40    | 16              | 389                  | 0                    | 5                          | 90    | 104                      | 905                 |
| LINN           | 98              | 56           | 29    | 10              | 213                  | 1                    | 5                          | 49    | 45                       | 506                 |
| LIVINGSTON     | 78              | 29           | 58    | 9               | 186                  | 1                    | 14                         | 55    | 48                       | 478                 |
| MERCER         | 15              | 8            | 10    | 4               | 58                   | 0                    | 0                          | 15    | 8                        | 118                 |
| NODAWAY        | 39              | 22           | 25    | 5               | 123                  | 0                    | 5                          | 43    | 30                       | 292                 |
| PETTIS         | 242             | 199          | 85    | 8               | 616                  | 1                    | 6                          | 173   | 117                      | 1,447               |
| PLATTE         | 164             | 113          | 72    | 19              | 287                  | 0                    | 3                          | 109   | 99                       | 866                 |
| POTNAM         | 45              | 9            | 18    | 7               | 114                  | 0                    | 1                          | 21    | 16                       | 231                 |
| RANDOLPH       | 250             | 118          | 43    | 29              | 453                  | 1                    | 5                          | 111   | 77                       | 1,087               |
| RAY            | 89              | 62           | 59    | 11              | 221                  | 0                    | 0                          | 55    | 47                       | 544                 |
| SALINE         | 121             | 139          | 72    | 15              | 282                  | 1                    | 0                          | 91    | 43                       | 764                 |
| SULLIVAN       | 58              | 20           | 16    | 5               | 115                  | 0                    | 3                          | 35    | 24                       | 276                 |
| WORTH          | 13              | 7            | 4     | 5               | 24                   | 0                    | 1                          | 16    | 5                        | 75                  |
| TOTAL AREA 1   | 3,581           | 2,338        | 1,243 | 349             | 8,678                | 15                   | 129                        | 2,387 | 2,144                    | 20,864              |
| AREA 2         |                 |              |       |                 |                      |                      |                            |       |                          |                     |
| ADAIR          | 203             | 88           | 33    | 10              | 348                  | 3                    | 8                          | 100   | 57                       | 850                 |
| AUDRAIN        | 111             | 126          | 44    | 11              | 323                  | 0                    | 5                          | 68    | 77                       | 765                 |
| BOONE          | 771             | 741          | 181   | 101             | 1,627                | 1                    | 29                         | 334   | 308                      | 4,093               |
| CALLAWAY       | 161             | 186          | 56    | 11              | 650                  | 1                    | 12                         | 113   | 133                      | 1,323               |
| CLARK          | 48              | 28           | 13    | 5               | 158                  | 1                    | 2                          | 20    | 21                       | 296                 |
| COLE           | 331             | 197          | 85    | 12              | 585                  | 1                    | 14                         | 119   | 157                      | 1,501               |
| FRANKLIN       | 686             | 201          | 222   | 46              | 938                  | 0                    | 11                         | 255   | 193                      | 2,552               |
| GASCONADE      | 68              | 28           | 40    | 6               | 151                  | 0                    | 5                          | 47    | 42                       | 387                 |
| JEFFERSON      | 1,225           | 633          | 261   | 101             | 2,206                | 2                    | 33                         | 425   | 490                      | 5,376               |
| KNOX           | 15              | 7            | 7     | 3               | 83                   | 1                    | 1                          | 10    | 16                       | 143                 |
| LEWIS          | 45              | 55           | 20    | 17              | 142                  | 0                    | 2                          | 23    | 22                       | 326                 |
| LINCOLN        | 412             | 160          | 128   | 36              | 452                  | 1                    | 6                          | 100   | 102                      | 1,397               |
| MACON          | 60              | 40           | 32    | 11              | 220                  | 1                    | 3                          | 52    | 50                       | 469                 |
| MARION         | 247             | 196          | 92    | 31              | 487                  | 2                    | 13                         | 132   | 80                       | 1,280               |
| MONROE         | 28              | 9            | 14    | 0               | 178                  | 1                    | 0                          | 33    | 22                       | 285                 |
| MONTGOMERY     | 52              | 37           | 35    | 2               | 225                  | 0                    | 3                          | 35    | 26                       | 415                 |
| OSAGE          | 46              | 15           | 18    | 4               | 144                  | 0                    | 1                          | 23    | 26                       | 277                 |
| PIKE           | 188             | 83           | 25    | 5               | 312                  | 1                    | 2                          | 71    | 42                       | 729                 |
| RALLS          | 49              | 32           | 29    | 3               | 115                  | 0                    | 1                          | 22    | 22                       | 273                 |
| ST CHARLES     | 802             | 449          | 230   | 55              | 1,539                | 1                    | 16                         | 424   | 488                      | 4,004               |
| SCHUYLER       | 20              | 7            | 12    | 4               | 86                   | 0                    | 0                          | 11    | 16                       | 156                 |
| SCOTLAND       | 36              | 6            | 6     | 5               | 88                   | 0                    | 0                          | 21    | 6                        | 168                 |
| SHELBY         | 49              | 23           | 19    | 4               | 129                  | 1                    | 1                          | 15    | 15                       | 256                 |
| WARREN         | 122             | 94           | 46    | 4               | 242                  | 1                    | 3                          | 60    | 78                       | 650                 |
| TOTAL AREA 2   | 5,775           | 3,441        | 1,648 | 487             | 11,428               | 19                   | 171                        | 2,513 | 2,489                    | 27,971              |
| AREA 3         |                 |              |       |                 |                      |                      |                            |       |                          |                     |
| BOLLINGER      | 128             | 18           | 25    | 3               | 248                  | 0                    | 3                          | 46    | 33                       | 504                 |
| BUTLER         | 355             | 320          | 136   | 41              | 933                  | 2                    | 9                          | 211   | 127                      | 2,134               |
| CAPE GIRARDEAU | 320             | 359          | 113   | 21              | 745                  | 3                    | 30                         | 245   | 154                      | 1,990               |
| CARTER         | 100             | 33           | 10    | 3               | 229                  | 3                    | 1                          | 42    | 21                       | 442                 |
| CRAWFORD       | 236             | 159          | 80    | 18              | 409                  | 1                    | 9                          | 97    | 85                       | 1,094               |
| DENT           | 164             | 53           | 46    | 20              | 392                  | 0                    | 5                          | 69    | 66                       | 815                 |
| DUNKLIN        | 587             | 434          | 123   | 46              | 1,047                | 4                    | 53                         | 164   | 91                       | 2,549               |
| HOWELL         | 391             | 203          | 61    | 18              | 928                  | 2                    | 30                         | 162   | 118                      | 1,913               |
| IRON           | 105             | 84           | 30    | 11              | 274                  | 2                    | 2                          | 48    | 38                       | 594                 |

TABLE 13.

MC+, MEDICAL ASSISTANCE FOR FAMILIES (MAF) AND TRANSITIONAL MEDICAL ASSISTANCE (THA)  
TOTAL CARETAKERS  
OCTOBER 2001

| COUNTY          | MAF/<br>NO CASH | MAF/<br>CASH | EXTENDED<br>THA | MC+ CUST.<br>PARENTS | NON-CUST.<br>PARENTS | NCP PARENTS'<br>FAIR SHARE | MPW   | EXTENDED<br>WOMEN'S HLTH | TOTAL<br>CARETAKERS |         |
|-----------------|-----------------|--------------|-----------------|----------------------|----------------------|----------------------------|-------|--------------------------|---------------------|---------|
| MADISON         | 89              | 89           | 43              | 7                    | 213                  | 0                          | 3     | 50                       | 34                  | 528     |
| MISSISSIPPI     | 156             | 283          | 75              | 38                   | 337                  | 2                          | 54    | 61                       | 47                  | 1,053   |
| NEW MADRID      | 215             | 207          | 95              | 27                   | 515                  | 1                          | 23    | 53                       | 60                  | 1,196   |
| OREGON          | 123             | 48           | 33              | 7                    | 253                  | 1                          | 3     | 47                       | 31                  | 546     |
| PEMISCOT        | 260             | 376          | 78              | 16                   | 535                  | 2                          | 69    | 92                       | 61                  | 1,489   |
| PERRY           | 94              | 59           | 16              | 3                    | 234                  | 1                          | 4     | 46                       | 54                  | 511     |
| REYNOLDS        | 119             | 29           | 42              | 5                    | 197                  | 0                          | 2     | 29                       | 7                   | 430     |
| RIPLEY          | 223             | 134          | 77              | 35                   | 427                  | 2                          | 3     | 78                       | 55                  | 1,034   |
| ST FRANCOIS     | 554             | 455          | 200             | 50                   | 1,033                | 4                          | 32    | 224                      | 162                 | 2,714   |
| STE GENEVIEVE   | 109             | 40           | 22              | 13                   | 236                  | 1                          | 1     | 33                       | 31                  | 486     |
| SCOTT           | 351             | 339          | 190             | 45                   | 863                  | 3                          | 42    | 179                      | 126                 | 2,138   |
| SHANNON         | 130             | 40           | 25              | 23                   | 356                  | 2                          | 5     | 51                       | 43                  | 675     |
| STODDARD        | 239             | 110          | 109             | 24                   | 569                  | 0                          | 15    | 107                      | 102                 | 1,275   |
| WASHINGTON      | 454             | 180          | 171             | 43                   | 532                  | 0                          | 14    | 100                      | 78                  | 1,572   |
| WAYNE           | 153             | 77           | 57              | 17                   | 504                  | 0                          | 1     | 68                       | 62                  | 939     |
| TOTAL AREA 3    | 5,655           | 4,129        | 1,857           | 534                  | 12,009               | 36                         | 413   | 2,302                    | 1,686               | 28,621  |
| AREA 4          |                 |              |                 |                      |                      |                            |       |                          |                     |         |
| BARRY           | 296             | 184          | 89              | 18                   | 602                  | 0                          | 14    | 122                      | 100                 | 1,425   |
| BARTON          | 102             | 72           | 34              | 10                   | 287                  | 0                          | 9     | 48                       | 29                  | 591     |
| BATES           | 165             | 41           | 49              | 9                    | 257                  | 0                          | 0     | 59                       | 53                  | 633     |
| BENTON          | 174             | 102          | 53              | 15                   | 358                  | 1                          | 9     | 56                       | 28                  | 796     |
| CAMDEN          | 236             | 118          | 67              | 13                   | 577                  | 1                          | 9     | 143                      | 138                 | 1,302   |
| CEDAR           | 152             | 80           | 45              | 18                   | 300                  | 3                          | 7     | 55                       | 40                  | 700     |
| CHRISTIAN       | 269             | 93           | 80              | 32                   | 758                  | 0                          | 9     | 214                      | 210                 | 1,665   |
| DADE            | 46              | 24           | 10              | 5                    | 144                  | 0                          | 2     | 21                       | 31                  | 283     |
| DALLAS          | 134             | 98           | 46              | 23                   | 307                  | 0                          | 5     | 53                       | 50                  | 716     |
| DOUGLAS         | 116             | 84           | 39              | 16                   | 326                  | 2                          | 4     | 54                       | 34                  | 675     |
| GREENE          | 1,611           | 1,053        | 302             | 100                  | 3,026                | 6                          | 92    | 834                      | 989                 | 8,013   |
| HENRY           | 172             | 126          | 66              | 36                   | 351                  | 1                          | 12    | 80                       | 89                  | 933     |
| HICKORY         | 96              | 22           | 41              | 13                   | 187                  | 3                          | 5     | 26                       | 29                  | 422     |
| JASPER          | 846             | 715          | 160             | 44                   | 1,944                | 2                          | 51    | 517                      | 482                 | 4,761   |
| LACLEDE         | 355             | 185          | 116             | 43                   | 678                  | 1                          | 8     | 154                      | 140                 | 1,680   |
| LAWRENCE        | 251             | 181          | 81              | 21                   | 572                  | 3                          | 16    | 144                      | 151                 | 1,420   |
| MCDONALD        | 181             | 103          | 68              | 6                    | 605                  | 0                          | 10    | 151                      | 99                  | 1,223   |
| MARIES          | 36              | 35           | 12              | 1                    | 162                  | 0                          | 1     | 33                       | 9                   | 289     |
| MILLER          | 186             | 86           | 79              | 14                   | 520                  | 0                          | 4     | 129                      | 121                 | 1,139   |
| MONITEAU        | 54              | 44           | 17              | 2                    | 166                  | 1                          | 3     | 39                       | 34                  | 360     |
| MORGAN          | 159             | 59           | 28              | 8                    | 447                  | 0                          | 9     | 72                       | 43                  | 825     |
| NEWTON          | 319             | 197          | 98              | 16                   | 769                  | 1                          | 22    | 209                      | 160                 | 1,791   |
| OZARK           | 135             | 32           | 25              | 8                    | 238                  | 3                          | 1     | 55                       | 24                  | 521     |
| PHELPS          | 381             | 169          | 103             | 37                   | 799                  | 0                          | 14    | 156                      | 98                  | 1,757   |
| POLK            | 270             | 96           | 88              | 34                   | 550                  | 5                          | 3     | 107                      | 74                  | 1,227   |
| PULASKI         | 288             | 149          | 57              | 11                   | 678                  | 0                          | 10    | 132                      | 85                  | 1,390   |
| ST CLAIR        | 117             | 44           | 23              | 14                   | 168                  | 0                          | 2     | 42                       | 25                  | 435     |
| STONE           | 256             | 66           | 54              | 14                   | 730                  | 1                          | 9     | 125                      | 115                 | 1,370   |
| TANEY           | 244             | 90           | 96              | 24                   | 834                  | 1                          | 17    | 220                      | 265                 | 1,791   |
| TEXAS           | 206             | 149          | 71              | 14                   | 494                  | 4                          | 13    | 102                      | 80                  | 1,133   |
| VERNON          | 141             | 88           | 47              | 13                   | 352                  | 0                          | 12    | 88                       | 76                  | 817     |
| WEBSTER         | 242             | 98           | 80              | 5                    | 461                  | 2                          | 6     | 127                      | 141                 | 1,162   |
| WRIGHT          | 228             | 144          | 76              | 21                   | 432                  | 1                          | 6     | 106                      | 87                  | 1,101   |
| TOTAL AREA 4    | 8,464           | 4,827        | 2,280           | 658                  | 19,079               | 42                         | 394   | 4,473                    | 4,129               | 44,346  |
| AREA 5          |                 |              |                 |                      |                      |                            |       |                          |                     |         |
| JACKSON         | 5,101           | 4,990        | 1,160           | 293                  | 6,962                | 1                          | 134   | 1,705                    | 2,204               | 22,550  |
| TOTAL AREA 5    | 5,101           | 4,990        | 1,160           | 293                  | 6,962                | 1                          | 134   | 1,705                    | 2,204               | 22,550  |
| AREA 6          |                 |              |                 |                      |                      |                            |       |                          |                     |         |
| ST LOUIS CITY   | 4,019           | 8,826        | 1,147           | 362                  | 6,259                | 1                          | 61    | 1,032                    | 1,040               | 22,747  |
| TOTAL AREA 6    | 4,019           | 8,826        | 1,147           | 362                  | 6,259                | 1                          | 61    | 1,032                    | 1,040               | 22,747  |
| AREA 7          |                 |              |                 |                      |                      |                            |       |                          |                     |         |
| ST LOUIS COUNTY | 4,507           | 4,131        | 1,289           | 514                  | 6,750                | 2                          | 68    | 1,355                    | 1,671               | 20,287  |
| TOTAL AREA 7    | 4,507           | 4,131        | 1,289           | 514                  | 6,750                | 2                          | 68    | 1,355                    | 1,671               | 20,287  |
| STATEWIDE       | 37,102          | 32,682       | 10,624          | 3,197                | 71,165               | 116                        | 1,370 | 15,767                   | 15,363              | 187,386 |

NOTE: EXTENDED TRANSITIONAL MEDICAL ASSISTANCE, MC+ FOR CUSTODIAL PARENTS AND NON-CUSTODIAL PARENTS, NCP PARENTS' FAIR SHARE,  
AND EXTENDED WOMEN'S HEALTH SERVICES AVAILABLE AS A RESULT OF THE 1115 WAIVER.

TABLE 14.

MC+(CHILDREN AND CUSTODIAL PARENTS) AND MEDICAL ASSISTANCE FOR FAMILIES(MAF)  
 TOTAL CASES AND REINVESTIGATIONS  
 OCTOBER 2001

| COUNTY              | #<br>CASES    | #<br>REINVEST<br>COMPLETED | #<br>DELIN-<br>QUENT | %<br>DELIN-<br>QUENT |
|---------------------|---------------|----------------------------|----------------------|----------------------|
| <b>AREA 1</b>       |               |                            |                      |                      |
| ANDREW              | 363           | 19                         | 49                   | 13.5                 |
| ATCHISON            | 203           | 9                          | 40                   | 19.7                 |
| BUCHANAN            | 2,975         | 152                        | 573                  | 19.3                 |
| CALDWELL            | 416           | 18                         | 175                  | 42.1                 |
| CARROLL             | 493           | 16                         | 168                  | 34.1                 |
| CASS                | 1,944         | 80                         | 367                  | 18.9                 |
| CHARITON            | 218           | 19                         | 1                    | 0.5                  |
| CLAY                | 3,485         | 123                        | 829                  | 23.8                 |
| CLINTON             | 546           | 20                         | 204                  | 37.4                 |
| COOPER              | 476           | 3                          | 262                  | 55.0                 |
| DAVISS              | 351           | 12                         | 35                   | 10.0                 |
| DE KALB             | 281           | 10                         | 142                  | 50.5                 |
| GENTRY              | 218           | 15                         | 4                    | 1.8                  |
| GRUNDY              | 451           | 10                         | 141                  | 31.3                 |
| HARRISON            | 386           | 27                         | 26                   | 6.7                  |
| HOLT                | 190           | 2                          | 86                   | 45.3                 |
| HOWARD              | 362           | 17                         | 136                  | 37.6                 |
| JOHNSON             | 1,373         | 34                         | 624                  | 45.4                 |
| LAFAYETTE           | 1,079         | 25                         | 442                  | 41.0                 |
| LINN                | 547           | 24                         | 125                  | 22.9                 |
| LIVINGSTON          | 490           | 30                         | 99                   | 20.2                 |
| MERCER              | 113           | 3                          | 11                   | 9.7                  |
| NODAWAY             | 362           | 13                         | 72                   | 19.9                 |
| PETTIS              | 1,615         | 74                         | 373                  | 23.1                 |
| PLATTE              | 1,078         | 42                         | 153                  | 14.2                 |
| PUTNAM              | 271           | 4                          | 130                  | 48.0                 |
| RANDOLPH            | 1,054         | 29                         | 344                  | 32.6                 |
| RAY                 | 547           | 21                         | 25                   | 4.6                  |
| SALINE              | 828           | 37                         | 216                  | 26.1                 |
| SULLIVAN            | 340           | 11                         | 138                  | 40.6                 |
| WORTH               | 101           | 8                          | 2                    | 2.0                  |
| <b>TOTAL AREA 1</b> | <b>23,156</b> | <b>907</b>                 | <b>5,992</b>         | <b>25.9</b>          |
| <b>AREA 2</b>       |               |                            |                      |                      |
| ADAIR               | 790           | 41                         | 262                  | 33.2                 |
| AUDRAIN             | 900           | 35                         | 404                  | 44.9                 |
| BOONE               | 4,310         | 135                        | 2,289                | 53.1                 |
| CALLAWAY            | 1,527         | 37                         | 776                  | 50.8                 |
| CLARK               | 317           | 14                         | 142                  | 44.8                 |
| COLE                | 1,695         | 68                         | 834                  | 49.2                 |
| FRANKLIN            | 2,694         | 234                        | 621                  | 23.1                 |
| GASCONADE           | 395           | 17                         | 81                   | 20.5                 |
| JEFFERSON           | 5,390         | 303                        | 1,842                | 34.2                 |
| KNOX                | 162           | 11                         | 58                   | 35.8                 |
| LEWIS               | 323           | 13                         | 45                   | 13.9                 |
| LINCOLN             | 1,471         | 37                         | 563                  | 38.3                 |
| MACON               | 567           | 42                         | 87                   | 15.3                 |
| MARION              | 1,250         | 66                         | 282                  | 22.6                 |
| MONROE              | 334           | 23                         | 110                  | 32.9                 |
| MONTGOMERY          | 490           | 28                         | 129                  | 26.3                 |
| OSAGE               | 298           | 18                         | 128                  | 43.0                 |
| PIKE                | 770           | 40                         | 363                  | 47.1                 |
| RALLS               | 296           | 13                         | 22                   | 7.4                  |
| ST CHARLES          | 4,418         | 147                        | 2,008                | 45.5                 |
| SCHUYLER            | 171           | 3                          | 64                   | 37.4                 |
| SCOTLAND            | 205           | 1                          | 87                   | 42.4                 |
| SHELBY              | 271           | 11                         | 58                   | 21.4                 |
| WARREN              | 666           | 27                         | 160                  | 24.0                 |
| <b>TOTAL AREA 2</b> | <b>29,710</b> | <b>1,364</b>               | <b>11,415</b>        | <b>38.4</b>          |
| <b>AREA 3</b>       |               |                            |                      |                      |
| BOLLINGER           | 600           | 12                         | 40                   | 6.7                  |
| BUTLER              | 2,017         | 133                        | 44                   | 2.2                  |
| CAPE GIRARDEAU      | 1,983         | 68                         | 511                  | 25.8                 |
| CARTER              | 434           | 28                         | 36                   | 8.3                  |
| CRAWFORD            | 1,014         | 89                         | 69                   | 6.8                  |
| DENT                | 844           | 60                         | 35                   | 4.1                  |
| DUNKLIN             | 2,419         | 157                        | 800                  | 33.1                 |

TABLE 14.

MC+(CHILDREN AND CUSTODIAL PARENTS) AND MEDICAL ASSISTANCE FOR FAMILIES(MAF)  
 TOTAL CASES AND REINVESTIGATIONS  
 OCTOBER 2001

| COUNTY          | #<br>CASES | #<br>REINVEST<br>COMPLETED | #<br>DELIN-<br>QUENT | %<br>DELIN-<br>QUENT |
|-----------------|------------|----------------------------|----------------------|----------------------|
| HOWELL          | 2,072      | 111                        | 621                  | 30.0                 |
| IRON            | 559        | 29                         | 44                   | 7.9                  |
| MADISON         | 556        | 48                         | 13                   | 2.3                  |
| MISSISSIPPI     | 820        | 94                         | 170                  | 20.7                 |
| NEW MADRID      | 1,116      | 49                         | 212                  | 19.0                 |
| OREGON          | 603        | 57                         | 25                   | 4.1                  |
| PEMISCOT        | 1,437      | 43                         | 396                  | 27.6                 |
| PERRY           | 645        | 34                         | 302                  | 46.8                 |
| REYNOLDS        | 424        | 31                         | 18                   | 4.2                  |
| RIPLEY          | 1,013      | 89                         | 133                  | 13.1                 |
| ST FRANCOIS     | 2,414      | 169                        | 349                  | 14.5                 |
| STE GENEVIEVE   | 561        | 11                         | 238                  | 42.4                 |
| SCOTT           | 1,971      | 106                        | 173                  | 8.8                  |
| SHANNON         | 646        | 40                         | 40                   | 6.2                  |
| STODDARD        | 1,465      | 93                         | 60                   | 4.1                  |
| WASHINGTON      | 1,377      | 120                        | 110                  | 8.0                  |
| WAYNE           | 888        | 72                         | 19                   | 2.1                  |
| TOTAL AREA 3    | 27,878     | 1,743                      | 4,458                | 16.0                 |
| AREA 4          |            |                            |                      |                      |
| BARRY           | 1,451      | 68                         | 329                  | 22.7                 |
| BARTON          | 569        | 9                          | 259                  | 45.5                 |
| BATES           | 679        | 42                         | 16                   | 2.4                  |
| BENTON          | 808        | 28                         | 239                  | 29.6                 |
| CAMDEN          | 1,423      | 57                         | 363                  | 25.5                 |
| CEDAR           | 693        | 47                         | 188                  | 27.1                 |
| CHRISTIAN       | 1,910      | 91                         | 772                  | 40.4                 |
| DADE            | 348        | 17                         | 103                  | 29.6                 |
| DALLAS          | 752        | 54                         | 181                  | 24.1                 |
| DOUGLAS         | 704        | 31                         | 32                   | 4.5                  |
| GREENE          | 7,739      | 266                        | 2,827                | 36.5                 |
| HENRY           | 928        | 30                         | 238                  | 25.6                 |
| HICKORY         | 477        | 17                         | 194                  | 40.7                 |
| JASPER          | 4,853      | 111                        | 2,113                | 43.5                 |
| LACLEDE         | 1,607      | 74                         | 276                  | 17.2                 |
| LAWRENCE        | 1,496      | 56                         | 476                  | 31.8                 |
| MCDONALD        | 1,260      | 56                         | 196                  | 15.6                 |
| MARIES          | 303        | 10                         | 77                   | 25.4                 |
| MILLER          | 1,296      | 76                         | 372                  | 28.7                 |
| MONITEAU        | 393        | 14                         | 142                  | 36.1                 |
| MORGAN          | 854        | 30                         | 248                  | 29.0                 |
| NEWTON          | 1,772      | 58                         | 254                  | 14.3                 |
| OZARK           | 530        | 28                         | 129                  | 24.3                 |
| PHELPS          | 1,845      | 68                         | 535                  | 29.0                 |
| POLK            | 1,263      | 65                         | 311                  | 24.6                 |
| PULASKI         | 1,482      | 29                         | 564                  | 38.1                 |
| ST CLAIR        | 428        | 22                         | 97                   | 22.7                 |
| STONE           | 1,441      | 36                         | 801                  | 55.6                 |
| TANEY           | 1,959      | 116                        | 1,017                | 51.9                 |
| TEXAS           | 1,205      | 58                         | 116                  | 9.6                  |
| VERNON          | 1,062      | 31                         | 232                  | 21.8                 |
| WEBSTER         | 1,273      | 68                         | 262                  | 20.6                 |
| WRIGHT          | 1,050      | 87                         | 37                   | 3.5                  |
| TOTAL AREA 4    | 45,853     | 1,850                      | 13,996               | 30.5                 |
| AREA 5          |            |                            |                      |                      |
| JACKSON         | 23,744     | 638                        | 11,331               | 47.7                 |
| TOTAL AREA 5    | 23,744     | 638                        | 11,331               | 47.7                 |
| AREA 6          |            |                            |                      |                      |
| ST LOUIS CITY   | 18,189     | 705                        | 9,319                | 51.2                 |
| TOTAL AREA 6    | 18,189     | 705                        | 9,319                | 51.2                 |
| AREA 7          |            |                            |                      |                      |
| ST LOUIS COUNTY | 22,266     | 788                        | 11,671               | 52.4                 |
| TOTAL AREA 7    | 22,266     | 788                        | 11,671               | 52.4                 |
| STATEWIDE       | 190,796    | 7,995                      | 68,182               | 35.7                 |



TABLE 15.

MC+ APPLICATIONS FOR CHILDREN AND CUSTODIAL PARENTS  
OCTOBER 2001

| COUNTY         | #<br>REC'D | #<br>APPR | #<br>REJ | %<br>REJ | TOTAL<br>RESOLVED | -----APPLICATION RESOLUTION----- |           |           |           |            |               |
|----------------|------------|-----------|----------|----------|-------------------|----------------------------------|-----------|-----------|-----------|------------|---------------|
|                |            |           |          |          |                   | UNDER<br>16                      | 16-<br>30 | 31-<br>45 | 46-<br>90 | OVER<br>90 | % >30<br>DAYS |
| AREA 1         |            |           |          |          |                   |                                  |           |           |           |            |               |
| ANDREW         | 21         | 14        | 9        | 39.1     | 23                | 11                               | 9         | 2         | 1         | 0          | 13.0          |
| ATCHISON       | 7          | 6         | 1        | 14.3     | 7                 | 3                                | 4         | 0         | 0         | 0          | 0.0           |
| BUCHANAN       | 188        | 121       | 48       | 28.4     | 169               | 93                               | 75        | 1         | 0         | 0          | 0.6           |
| CALDWELL       | 16         | 8         | 4        | 33.3     | 12                | 10                               | 2         | 0         | 0         | 0          | 0.0           |
| CARROLL        | 20         | 19        | 11       | 36.7     | 30                | 5                                | 25        | 0         | 0         | 0          | 0.0           |
| CASS           | 122        | 88        | 31       | 26.1     | 119               | 55                               | 60        | 3         | 1         | 0          | 3.4           |
| CHARITON       | 13         | 8         | 6        | 42.9     | 14                | 7                                | 6         | 0         | 0         | 1          | 7.1           |
| CLAY           | 197        | 140       | 71       | 33.6     | 211               | 97                               | 100       | 12        | 2         | 0          | 6.6           |
| CLINTON        | 17         | 14        | 16       | 53.3     | 30                | 7                                | 17        | 5         | 1         | 0          | 20.0          |
| COOPER         | 29         | 17        | 16       | 48.5     | 33                | 9                                | 20        | 3         | 1         | 0          | 12.1          |
| DAVISS         | 14         | 15        | 4        | 21.1     | 19                | 10                               | 9         | 0         | 0         | 0          | 0.0           |
| DE KALB        | 10         | 10        | 2        | 16.7     | 12                | 4                                | 5         | 3         | 0         | 0          | 25.0          |
| GENTRY         | 7          | 6         | 4        | 40.0     | 10                | 7                                | 3         | 0         | 0         | 0          | 0.0           |
| GRUNDY         | 35         | 17        | 9        | 34.6     | 26                | 14                               | 11        | 1         | 0         | 0          | 3.8           |
| HARRISON       | 18         | 14        | 1        | 6.7      | 15                | 11                               | 4         | 0         | 0         | 0          | 0.0           |
| HOLT           | 14         | 8         | 2        | 20.0     | 10                | 3                                | 7         | 0         | 0         | 0          | 0.0           |
| HOWARD         | 20         | 12        | 9        | 42.9     | 21                | 13                               | 8         | 0         | 0         | 0          | 0.0           |
| JOHNSON        | 69         | 45        | 21       | 31.8     | 66                | 25                               | 36        | 4         | 1         | 0          | 7.6           |
| LAFAYETTE      | 49         | 33        | 10       | 23.3     | 43                | 19                               | 21        | 2         | 0         | 1          | 7.0           |
| LINN           | 37         | 29        | 5        | 14.7     | 34                | 22                               | 12        | 0         | 0         | 0          | 0.0           |
| LIVINGSTON     | 29         | 24        | 5        | 17.2     | 29                | 23                               | 6         | 0         | 0         | 0          | 0.0           |
| MERCER         | 7          | 3         | 3        | 50.0     | 6                 | 4                                | 2         | 0         | 0         | 0          | 0.0           |
| NODAWAY        | 19         | 18        | 4        | 18.2     | 22                | 11                               | 11        | 0         | 0         | 0          | 0.0           |
| PETTIS         | 117        | 79        | 40       | 33.6     | 119               | 56                               | 44        | 13        | 6         | 0          | 16.0          |
| PLATTE         | 82         | 59        | 21       | 26.2     | 80                | 44                               | 31        | 3         | 2         | 0          | 6.3           |
| PUTNAM         | 11         | 7         | 3        | 30.0     | 10                | 3                                | 7         | 0         | 0         | 0          | 0.0           |
| RANDOLPH       | 57         | 37        | 16       | 30.2     | 53                | 36                               | 16        | 0         | 1         | 0          | 1.9           |
| RAY            | 36         | 23        | 3        | 11.5     | 26                | 17                               | 7         | 1         | 1         | 0          | 7.7           |
| SALINE         | 64         | 45        | 24       | 34.8     | 69                | 31                               | 34        | 3         | 1         | 0          | 5.8           |
| SULLIVAN       | 22         | 18        | 6        | 25.0     | 24                | 17                               | 7         | 0         | 0         | 0          | 0.0           |
| WORTH          | 5          | 4         | 1        | 20.0     | 5                 | 4                                | 1         | 0         | 0         | 0          | 0.0           |
| TOTAL AREA 1   | 1,352      | 941       | 406      | 30.1     | 1,347             | 671                              | 600       | 56        | 18        | 2          | 5.6           |
| AREA 2         |            |           |          |          |                   |                                  |           |           |           |            |               |
| ADAIR          | 43         | 43        | 6        | 12.2     | 49                | 39                               | 7         | 2         | 1         | 0          | 6.1           |
| AUDRAIN        | 49         | 38        | 6        | 13.6     | 44                | 32                               | 8         | 4         | 0         | 0          | 9.1           |
| BOONE          | 194        | 116       | 64       | 35.6     | 180               | 113                              | 57        | 9         | 1         | 0          | 5.6           |
| CALLAWAY       | 69         | 46        | 17       | 27.0     | 63                | 34                               | 25        | 3         | 1         | 0          | 6.3           |
| CLARK          | 21         | 21        | 5        | 19.2     | 26                | 11                               | 15        | 0         | 0         | 0          | 0.0           |
| COLE           | 71         | 50        | 26       | 34.2     | 76                | 26                               | 41        | 5         | 4         | 0          | 11.8          |
| FRANKLIN       | 121        | 99        | 38       | 27.7     | 137               | 94                               | 38        | 5         | 0         | 0          | 3.6           |
| GASCONADE      | 25         | 13        | 9        | 40.9     | 22                | 10                               | 11        | 0         | 0         | 1          | 4.5           |
| JEFFERSON      | 284        | 199       | 100      | 33.4     | 299               | 187                              | 108       | 4         | 0         | 0          | 1.3           |
| KNOX           | 4          | 5         | 2        | 28.6     | 7                 | 2                                | 5         | 0         | 0         | 0          | 0.0           |
| LEWIS          | 14         | 11        | 1        | 8.3      | 12                | 6                                | 6         | 0         | 0         | 0          | 0.0           |
| LINCOLN        | 60         | 49        | 7        | 12.5     | 56                | 42                               | 13        | 1         | 0         | 0          | 1.8           |
| HACON          | 31         | 18        | 8        | 30.8     | 26                | 22                               | 3         | 1         | 0         | 0          | 3.8           |
| MARION         | 78         | 56        | 19       | 25.3     | 75                | 57                               | 17        | 1         | 0         | 0          | 1.3           |
| MONROE         | 11         | 12        | 7        | 36.8     | 19                | 11                               | 8         | 0         | 0         | 0          | 0.0           |
| MONTGOMERY     | 26         | 23        | 8        | 25.8     | 31                | 21                               | 10        | 0         | 0         | 0          | 0.0           |
| OSAGE          | 11         | 7         | 1        | 12.5     | 8                 | 6                                | 2         | 0         | 0         | 0          | 0.0           |
| PIKE           | 18         | 12        | 7        | 36.8     | 19                | 7                                | 11        | 1         | 0         | 0          | 5.3           |
| RALLS          | 24         | 17        | 6        | 26.1     | 23                | 10                               | 13        | 0         | 0         | 0          | 0.0           |
| ST CHARLES     | 232        | 140       | 64       | 31.4     | 204               | 140                              | 59        | 4         | 1         | 0          | 2.5           |
| SCHUYLER       | 8          | 6         | 0        | 0.0      | 6                 | 2                                | 4         | 0         | 0         | 0          | 0.0           |
| SCOTLAND       | 4          | 3         | 0        | 0.0      | 3                 | 1                                | 2         | 0         | 0         | 0          | 0.0           |
| SHELBY         | 11         | 12        | 3        | 20.0     | 15                | 13                               | 2         | 0         | 0         | 0          | 0.0           |
| WARREN         | 42         | 24        | 9        | 27.3     | 33                | 16                               | 17        | 0         | 0         | 0          | 0.0           |
| TOTAL AREA 2   | 1,451      | 1,020     | 413      | 28.8     | 1,433             | 902                              | 482       | 40        | 8         | 1          | 3.4           |
| AREA 3         |            |           |          |          |                   |                                  |           |           |           |            |               |
| BOLLINGER      | 25         | 16        | 7        | 30.4     | 23                | 11                               | 11        | 1         | 0         | 0          | 4.3           |
| BUTLER         | 135        | 98        | 27       | 21.6     | 125               | 70                               | 53        | 1         | 1         | 0          | 1.6           |
| CAPE GIRARDEAU | 124        | 74        | 43       | 36.8     | 117               | 41                               | 72        | 3         | 1         | 0          | 3.4           |
| CARTER         | 22         | 14        | 5        | 26.3     | 19                | 16                               | 3         | 0         | 0         | 0          | 0.0           |
| CRAWFORD       | 94         | 64        | 25       | 28.1     | 89                | 42                               | 47        | 0         | 0         | 0          | 0.0           |
| DENT           | 48         | 43        | 8        | 15.7     | 51                | 27                               | 24        | 0         | 0         | 0          | 0.0           |
| DUNKLIN        | 132        | 99        | 38       | 27.7     | 137               | 69                               | 63        | 5         | 0         | 0          | 3.6           |

TABLE 15.

MC+ APPLICATIONS FOR CHILDREN AND CUSTODIAL PARENTS  
OCTOBER 2001

| COUNTY          | #<br>REC'D | #<br>APPR | #<br>REJ | %<br>REJ | TOTAL<br>RESOLVED | -----APPLICATION RESOLUTION----- |           |           |           |            |               |
|-----------------|------------|-----------|----------|----------|-------------------|----------------------------------|-----------|-----------|-----------|------------|---------------|
|                 |            |           |          |          |                   | UNDER<br>16                      | 16-<br>30 | 31-<br>45 | 46-<br>90 | OVER<br>90 | % >30<br>DAYS |
| HOWELL          | 103        | 71        | 29       | 29.0     | 100               | 40                               | 53        | 6         | 1         | 0          | 7.0           |
| IRON            | 30         | 23        | 8        | 25.8     | 31                | 15                               | 15        | 1         | 0         | 0          | 3.2           |
| MADISON         | 37         | 25        | 10       | 28.6     | 35                | 29                               | 4         | 2         | 0         | 0          | 5.7           |
| MISSISSIPPI     | 48         | 34        | 9        | 20.9     | 43                | 28                               | 14        | 1         | 0         | 0          | 2.3           |
| NEW MADRID      | 55         | 37        | 15       | 28.8     | 52                | 36                               | 15        | 0         | 1         | 0          | 1.9           |
| OREGON          | 45         | 28        | 13       | 31.7     | 41                | 35                               | 6         | 0         | 0         | 0          | 0.0           |
| PEMISCOT        | 104        | 51        | 46       | 47.4     | 97                | 39                               | 56        | 2         | 0         | 0          | 2.1           |
| PERRY           | 30         | 21        | 8        | 27.6     | 29                | 14                               | 15        | 0         | 0         | 0          | 0.0           |
| REYNOLDS        | 21         | 13        | 7        | 35.0     | 20                | 13                               | 7         | 0         | 0         | 0          | 0.0           |
| RIPLEY          | 55         | 45        | 8        | 15.1     | 53                | 35                               | 17        | 1         | 0         | 0          | 1.9           |
| ST FRANCOIS     | 160        | 112       | 56       | 33.3     | 168               | 90                               | 67        | 11        | 0         | 0          | 6.5           |
| STE GENEVIEVE   | 33         | 22        | 9        | 29.0     | 31                | 17                               | 11        | 2         | 1         | 0          | 9.7           |
| SCOTT           | 128        | 82        | 32       | 28.1     | 114               | 61                               | 52        | 1         | 0         | 0          | 0.9           |
| SHANNON         | 30         | 22        | 4        | 15.4     | 26                | 22                               | 4         | 0         | 0         | 0          | 0.0           |
| STODDARD        | 88         | 84        | 21       | 20.0     | 105               | 39                               | 64        | 2         | 0         | 0          | 1.9           |
| WASHINGTON      | 125        | 66        | 45       | 40.5     | 111               | 55                               | 49        | 4         | 3         | 0          | 6.3           |
| WAYNE           | 40         | 33        | 6        | 15.4     | 39                | 22                               | 14        | 2         | 1         | 0          | 7.7           |
| TOTAL AREA 3    | 1,712      | 1,177     | 479      | 28.9     | 1,656             | 866                              | 736       | 45        | 9         | 0          | 3.3           |
| AREA 4          |            |           |          |          |                   |                                  |           |           |           |            |               |
| BARRY           | 101        | 73        | 24       | 24.7     | 97                | 63                               | 31        | 2         | 1         | 0          | 3.1           |
| BARTON          | 24         | 22        | 9        | 28.1     | 32                | 18                               | 9         | 2         | 2         | 1          | 15.6          |
| BATES           | 51         | 30        | 17       | 36.2     | 47                | 28                               | 18        | 1         | 0         | 0          | 2.1           |
| BENTON          | 43         | 44        | 8        | 15.4     | 52                | 40                               | 11        | 1         | 0         | 0          | 1.9           |
| CAMDEN          | 98         | 68        | 30       | 30.6     | 98                | 53                               | 29        | 8         | 8         | 0          | 16.3          |
| CEDAR           | 31         | 24        | 5        | 17.2     | 29                | 23                               | 6         | 0         | 0         | 0          | 0.0           |
| CHRISTIAN       | 108        | 71        | 30       | 29.7     | 101               | 40                               | 51        | 5         | 4         | 1          | 9.9           |
| DADE            | 17         | 8         | 3        | 27.3     | 11                | 7                                | 4         | 0         | 0         | 0          | 0.0           |
| DALLAS          | 41         | 29        | 5        | 14.7     | 34                | 23                               | 10        | 1         | 0         | 0          | 2.9           |
| DOUGLAS         | 49         | 33        | 7        | 17.5     | 40                | 19                               | 20        | 1         | 0         | 0          | 2.5           |
| GREENE          | 432        | 288       | 128      | 30.8     | 416               | 212                              | 144       | 48        | 11        | 1          | 14.4          |
| HENRY           | 31         | 33        | 7        | 17.5     | 40                | 20                               | 18        | 2         | 0         | 0          | 5.0           |
| HICKORY         | 17         | 17        | 5        | 22.7     | 22                | 14                               | 7         | 1         | 0         | 0          | 4.5           |
| JASPER          | 292        | 195       | 98       | 33.4     | 293               | 175                              | 93        | 18        | 5         | 2          | 8.5           |
| LACLEDE         | 94         | 56        | 29       | 34.1     | 85                | 50                               | 28        | 6         | 1         | 0          | 8.2           |
| LAWRENCE        | 81         | 63        | 24       | 27.6     | 87                | 47                               | 37        | 3         | 0         | 0          | 3.4           |
| MCDONALD        | 98         | 62        | 27       | 30.3     | 89                | 48                               | 37        | 4         | 0         | 0          | 4.5           |
| MARIES          | 18         | 7         | 3        | 30.0     | 10                | 1                                | 9         | 0         | 0         | 0          | 0.0           |
| MILLER          | 57         | 48        | 13       | 21.3     | 61                | 32                               | 28        | 1         | 0         | 0          | 1.6           |
| MONITEAU        | 27         | 22        | 8        | 26.7     | 30                | 15                               | 14        | 1         | 0         | 0          | 3.3           |
| MORGAN          | 50         | 39        | 10       | 20.4     | 49                | 27                               | 21        | 1         | 0         | 0          | 2.0           |
| NEWTON          | 149        | 92        | 41       | 30.8     | 133               | 71                               | 57        | 5         | 0         | 0          | 3.8           |
| OZARK           | 30         | 19        | 5        | 20.8     | 24                | 20                               | 4         | 0         | 0         | 0          | 0.0           |
| PHELPS          | 87         | 73        | 12       | 14.1     | 85                | 42                               | 43        | 0         | 0         | 0          | 0.0           |
| POLK            | 50         | 48        | 6        | 11.1     | 54                | 30                               | 18        | 5         | 1         | 0          | 11.1          |
| PULASKI         | 81         | 56        | 30       | 34.9     | 86                | 20                               | 57        | 9         | 0         | 0          | 10.5          |
| ST CLAIR        | 23         | 13        | 10       | 43.5     | 23                | 16                               | 7         | 0         | 0         | 0          | 0.0           |
| STONE           | 66         | 56        | 14       | 20.0     | 70                | 44                               | 26        | 0         | 0         | 0          | 0.0           |
| TANEY           | 122        | 88        | 58       | 39.7     | 146               | 57                               | 82        | 7         | 0         | 0          | 4.8           |
| TEXAS           | 59         | 42        | 13       | 23.6     | 55                | 38                               | 17        | 0         | 0         | 0          | 0.0           |
| VERNON          | 48         | 37        | 10       | 21.3     | 47                | 34                               | 8         | 5         | 0         | 0          | 10.6          |
| WEBSTER         | 67         | 44        | 28       | 38.9     | 72                | 35                               | 34        | 3         | 0         | 0          | 4.2           |
| WRIGHT          | 62         | 57        | 10       | 14.9     | 67                | 50                               | 17        | 0         | 0         | 0          | 0.0           |
| TOTAL AREA 4    | 2,604      | 1,857     | 727      | 28.1     | 2,585             | 1,412                            | 995       | 140       | 33        | 5          | 6.9           |
| AREA 5          |            |           |          |          |                   |                                  |           |           |           |            |               |
| JACKSON         | 1,101      | 765       | 266      | 25.8     | 1,032             | 485                              | 437       | 69        | 31        | 10         | 10.7          |
| TOTAL AREA 5    | 1,101      | 765       | 266      | 25.8     | 1,032             | 485                              | 437       | 69        | 31        | 10         | 10.7          |
| AREA 6          |            |           |          |          |                   |                                  |           |           |           |            |               |
| ST LOUIS CITY   | 667        | 463       | 168      | 26.6     | 631               | 397                              | 164       | 51        | 17        | 2          | 11.1          |
| TOTAL AREA 6    | 667        | 463       | 168      | 26.6     | 631               | 397                              | 164       | 51        | 17        | 2          | 11.1          |
| AREA 7          |            |           |          |          |                   |                                  |           |           |           |            |               |
| ST LOUIS COUNTY | 754        | 556       | 184      | 24.9     | 740               | 437                              | 188       | 83        | 31        | 1          | 15.5          |
| TOTAL AREA 7    | 754        | 556       | 184      | 24.9     | 740               | 437                              | 188       | 83        | 31        | 1          | 15.5          |
| STATEWIDE       | 9,641      | 6,779     | 2,643    | 28.0     | 9,424             | 5,170                            | 3,602     | 484       | 147       | 21         | 6.9           |

TABLE 16.

GENERAL RELIEF CASELOADS\*  
TOTAL CASES AND REINVESTIGATIONS  
OCTOBER 2001

| COUNTY              | #<br>CASES   | #<br>REINVEST<br>COMPLETED | #<br>DELIN-<br>QUENT | %<br>DELIN-<br>QUENT |
|---------------------|--------------|----------------------------|----------------------|----------------------|
| <b>AREA 1</b>       |              |                            |                      |                      |
| ANDREW              | 62           | 0                          | 6                    | 9.7                  |
| ATCHISON            | 21           | 0                          | 0                    | 0.0                  |
| BUCHANAN            | 388          | 2                          | 23                   | 5.9                  |
| CALDWELL            | 21           | 0                          | 0                    | 0.0                  |
| CARROLL             | 30           | 0                          | 2                    | 6.7                  |
| CASS                | 171          | 0                          | 5                    | 2.9                  |
| CHARITON            | 35           | 2                          | 0                    | 0.0                  |
| CLAY                | 410          | 0                          | 18                   | 4.4                  |
| CLINTON             | 71           | 0                          | 6                    | 8.5                  |
| COOPER              | 62           | 0                          | 7                    | 11.3                 |
| DAVISS              | 42           | 0                          | 0                    | 0.0                  |
| DE KALB             | 32           | 0                          | 2                    | 6.3                  |
| GENTRY              | 19           | 1                          | 0                    | 0.0                  |
| GRUNDY              | 33           | 0                          | 1                    | 3.0                  |
| HARRISON            | 34           | 0                          | 0                    | 0.0                  |
| HOLT                | 16           | 0                          | 2                    | 12.5                 |
| HOWARD              | 29           | 0                          | 0                    | 0.0                  |
| JOHNSON             | 159          | 0                          | 17                   | 10.7                 |
| LAFAYETTE           | 101          | 0                          | 13                   | 12.9                 |
| LINN                | 59           | 0                          | 5                    | 8.5                  |
| LIVINGSTON          | 70           | 0                          | 3                    | 4.3                  |
| MERCER              | 17           | 0                          | 2                    | 11.8                 |
| NODAWAY             | 44           | 0                          | 4                    | 9.1                  |
| PETTIS              | 187          | 3                          | 15                   | 8.0                  |
| PLATTE              | 109          | 0                          | 3                    | 2.8                  |
| PUTNAM              | 25           | 0                          | 2                    | 8.0                  |
| RANDOLPH            | 134          | 0                          | 9                    | 6.7                  |
| RAY                 | 65           | 0                          | 1                    | 1.5                  |
| SALINE              | 104          | 2                          | 5                    | 4.8                  |
| SULLIVAN            | 42           | 0                          | 4                    | 9.5                  |
| WORTH               | 11           | 0                          | 0                    | 0.0                  |
| <b>TOTAL AREA 1</b> | <b>2,603</b> | <b>10</b>                  | <b>155</b>           | <b>6.0</b>           |
| <b>AREA 2</b>       |              |                            |                      |                      |
| ADAIR               | 105          | 0                          | 9                    | 8.6                  |
| AUDRAIN             | 80           | 2                          | 10                   | 12.5                 |
| BOONE               | 361          | 1                          | 10                   | 2.8                  |
| CALLAWAY            | 127          | 1                          | 6                    | 4.7                  |
| CLARK               | 23           | 0                          | 2                    | 8.7                  |
| COLE                | 144          | 0                          | 7                    | 4.9                  |
| FRANKLIN            | 289          | 1                          | 14                   | 4.8                  |
| GASCONADE           | 49           | 0                          | 0                    | 0.0                  |
| JEFFERSON           | 498          | 7                          | 18                   | 3.6                  |
| KNOX                | 14           | 0                          | 1                    | 7.1                  |
| LEWIS               | 26           | 0                          | 1                    | 3.8                  |
| LINCOLN             | 106          | 0                          | 3                    | 2.8                  |
| MACON               | 66           | 0                          | 3                    | 4.5                  |
| MARION              | 131          | 1                          | 4                    | 3.1                  |
| MONROE              | 39           | 1                          | 2                    | 5.1                  |
| MONTGOMERY          | 47           | 0                          | 3                    | 6.4                  |
| OSAGE               | 28           | 0                          | 1                    | 3.6                  |
| PIKE                | 72           | 0                          | 3                    | 4.2                  |
| RALLS               | 23           | 0                          | 1                    | 4.3                  |
| ST CHARLES          | 436          | 1                          | 6                    | 1.4                  |
| SCHUYLER            | 15           | 0                          | 0                    | 0.0                  |
| SCOTLAND            | 23           | 0                          | 0                    | 0.0                  |
| SHELBY              | 17           | 0                          | 0                    | 0.0                  |
| WARREN              | 72           | 0                          | 1                    | 1.4                  |
| <b>TOTAL AREA 2</b> | <b>2,791</b> | <b>15</b>                  | <b>105</b>           | <b>3.8</b>           |
| <b>AREA 3</b>       |              |                            |                      |                      |
| BOLLINGER           | 57           | 0                          | 1                    | 1.8                  |
| BUTLER              | 256          | 3                          | 1                    | 0.4                  |
| CAPE GIRARDEAU      | 274          | 2                          | 11                   | 4.0                  |
| CARTER              | 78           | 0                          | 2                    | 2.6                  |
| CRAWFORD            | 118          | 0                          | 0                    | 0.0                  |
| DENT                | 83           | 0                          | 0                    | 0.0                  |
| DUNKLIN             | 195          | 6                          | 10                   | 5.1                  |
| HOWELL              | 189          | 3                          | 10                   | 5.3                  |

TABLE 16.  
GENERAL RELIEF CASELOADS\*  
TOTAL CASES AND REINVESTIGATIONS  
OCTOBER 2001

| COUNTY          | #<br>CASES | #<br>REINVEST<br>COMPLETED | #<br>DELIN-<br>QUENT | %<br>DELIN-<br>QUENT |
|-----------------|------------|----------------------------|----------------------|----------------------|
| IRON            | 61         | 1                          | 0                    | 0.0                  |
| MADISON         | 60         | 0                          | 1                    | 1.7                  |
| MISSISSIPPI     | 66         | 3                          | 7                    | 10.6                 |
| NEW MADRID      | 77         | 0                          | 7                    | 9.1                  |
| OREGON          | 50         | 3                          | 0                    | 0.0                  |
| PEMISCOT        | 98         | 0                          | 3                    | 3.1                  |
| PERRY           | 55         | 1                          | 7                    | 12.7                 |
| REYNOLDS        | 40         | 0                          | 0                    | 0.0                  |
| RIPLEY          | 109        | 4                          | 5                    | 4.6                  |
| ST FRANCOIS     | 326        | 3                          | 8                    | 2.5                  |
| STE GENEVIEVE   | 42         | 0                          | 4                    | 9.5                  |
| SCOTT           | 191        | 1                          | 2                    | 1.0                  |
| SHANNON         | 73         | 0                          | 0                    | 0.0                  |
| STODDARD        | 141        | 1                          | 9                    | 6.4                  |
| WASHINGTON      | 165        | 12                         | 8                    | 4.8                  |
| WAYNE           | 103        | 3                          | 1                    | 1.0                  |
| TOTAL AREA 3    | 2,907      | 46                         | 97                   | 3.3                  |
| AREA 4          |            |                            |                      |                      |
| BARRY           | 138        | 1                          | 9                    | 6.5                  |
| BARTON          | 52         | 0                          | 6                    | 11.5                 |
| BATES           | 62         | 1                          | 0                    | 0.0                  |
| BENTON          | 68         | 0                          | 6                    | 8.8                  |
| CAMDEN          | 154        | 0                          | 7                    | 4.5                  |
| CEDAR           | 50         | 0                          | 3                    | 6.0                  |
| CHRISTIAN       | 214        | 0                          | 8                    | 3.7                  |
| DADE            | 29         | 0                          | 4                    | 13.8                 |
| DALLAS          | 62         | 1                          | 2                    | 3.2                  |
| DOUGLAS         | 55         | 0                          | 0                    | 0.0                  |
| GREENE          | 955        | 3                          | 71                   | 7.4                  |
| HENRY           | 93         | 1                          | 5                    | 5.4                  |
| HICKORY         | 33         | 0                          | 2                    | 6.1                  |
| JASPER          | 588        | 1                          | 53                   | 9.0                  |
| LACLEDE         | 169        | 0                          | 8                    | 4.7                  |
| LAWRENCE        | 169        | 0                          | 12                   | 7.1                  |
| MCDONALD        | 153        | 2                          | 2                    | 1.3                  |
| MARIES          | 39         | 0                          | 3                    | 7.7                  |
| MILLER          | 140        | 3                          | 6                    | 4.3                  |
| MONITEAU        | 47         | 0                          | 5                    | 10.6                 |
| MORGAN          | 71         | 0                          | 1                    | 1.4                  |
| NEWTON          | 242        | 1                          | 7                    | 2.9                  |
| OZARK           | 67         | 0                          | 5                    | 7.5                  |
| PHELPS          | 165        | 2                          | 13                   | 7.9                  |
| POLK            | 112        | 1                          | 7                    | 6.3                  |
| PULASKI         | 129        | 0                          | 5                    | 3.9                  |
| ST CLAIR        | 39         | 0                          | 1                    | 2.6                  |
| STONE           | 129        | 0                          | 8                    | 6.2                  |
| TANEY           | 246        | 0                          | 18                   | 7.3                  |
| TEXAS           | 107        | 2                          | 1                    | 0.9                  |
| VERNON          | 106        | 2                          | 5                    | 4.7                  |
| WEBSTER         | 144        | 0                          | 11                   | 7.6                  |
| WRIGHT          | 112        | 0                          | 0                    | 0.0                  |
| TOTAL AREA 4    | 4,939      | 21                         | 294                  | 6.0                  |
| AREA 5          |            |                            |                      |                      |
| JACKSON         | 1,932      | 4                          | 166                  | 8.6                  |
| TOTAL AREA 5    | 1,932      | 4                          | 166                  | 8.6                  |
| AREA 6          |            |                            |                      |                      |
| ST LOUIS CITY   | 1,712      | 12                         | 248                  | 14.5                 |
| TOTAL AREA 6    | 1,712      | 12                         | 248                  | 14.5                 |
| AREA 7          |            |                            |                      |                      |
| ST LOUIS COUNTY | 1,380      | 1                          | 34                   | 2.5                  |
| TOTAL AREA 7    | 1,380      | 1                          | 34                   | 2.5                  |
| STATEWIDE       | 18,264     | 109                        | 1,099                | 6.0                  |

\*INCLUDES ALL CASES WITH GR NUMBERS.

TABLE 17.

GENERAL RELIEF APPLICATIONS\*  
OCTOBER 2001

| COUNTY              | #<br>REC'D | #<br>APPR | #<br>REJ   | %<br>REJ    | TOTAL<br>RESOLVED | -----APPLICATION RESOLUTION----- |           |           |            |             | % >45<br>DAYS |
|---------------------|------------|-----------|------------|-------------|-------------------|----------------------------------|-----------|-----------|------------|-------------|---------------|
|                     |            |           |            |             |                   | UNDER<br>31                      | 31-<br>45 | 46-<br>90 | 91-<br>105 | OVER<br>105 |               |
| <b>AREA 1</b>       |            |           |            |             |                   |                                  |           |           |            |             |               |
| ANDREW              | 4          | 2         | 2          | 50.0        | 4                 | 3                                | 0         | 1         | 0          | 0           | 25.0          |
| ATCHISON            | 1          | 0         | 0          | 0.0         | 0                 | 0                                | 0         | 0         | 0          | 0           | 0.0           |
| BUCHANAN            | 39         | 5         | 28         | 84.8        | 33                | 10                               | 10        | 11        | 0          | 2           | 39.4          |
| CALDWELL            | 2          | 0         | 1          | 100.0       | 1                 | 0                                | 1         | 0         | 0          | 0           | 0.0           |
| CARROLL             | 3          | 1         | 4          | 80.0        | 5                 | 2                                | 1         | 1         | 0          | 1           | 40.0          |
| CASS                | 11         | 0         | 8          | 100.0       | 8                 | 4                                | 4         | 0         | 0          | 0           | 0.0           |
| CHARITON            | 2          | 0         | 1          | 100.0       | 1                 | 0                                | 1         | 0         | 0          | 0           | 0.0           |
| CLAY                | 29         | 7         | 18         | 72.0        | 25                | 7                                | 6         | 6         | 3          | 3           | 48.0          |
| CLINTON             | 2          | 0         | 6          | 100.0       | 6                 | 1                                | 0         | 3         | 1          | 1           | 83.3          |
| COOPER              | 5          | 1         | 5          | 83.3        | 6                 | 2                                | 1         | 2         | 0          | 1           | 50.0          |
| DAVISS              | 5          | 1         | 3          | 75.0        | 4                 | 2                                | 1         | 1         | 0          | 0           | 25.0          |
| DE KALB             | 2          | 1         | 2          | 66.7        | 3                 | 0                                | 1         | 2         | 0          | 0           | 66.7          |
| GENTRY              | 1          | 0         | 0          | 0.0         | 0                 | 0                                | 0         | 0         | 0          | 0           | 0.0           |
| GRUNDY              | 8          | 2         | 3          | 60.0        | 5                 | 3                                | 0         | 2         | 0          | 0           | 40.0          |
| HARRISON            | 1          | 0         | 1          | 100.0       | 1                 | 0                                | 0         | 0         | 0          | 1           | 100.0         |
| HOLT                | 2          | 0         | 1          | 100.0       | 1                 | 1                                | 0         | 0         | 0          | 0           | 0.0           |
| HOWARD              | 1          | 0         | 2          | 100.0       | 2                 | 1                                | 1         | 0         | 0          | 0           | 0.0           |
| JOHNSON             | 13         | 0         | 18         | 100.0       | 18                | 6                                | 1         | 6         | 2          | 3           | 61.1          |
| LAFAYETTE           | 16         | 1         | 10         | 90.9        | 11                | 4                                | 0         | 6         | 1          | 0           | 63.6          |
| LINN                | 6          | 1         | 5          | 83.3        | 6                 | 2                                | 2         | 2         | 0          | 0           | 33.3          |
| LIVINGSTON          | 6          | 1         | 4          | 80.0        | 5                 | 1                                | 3         | 1         | 0          | 0           | 20.0          |
| MERCER              | 1          | 1         | 0          | 0.0         | 1                 | 0                                | 1         | 0         | 0          | 0           | 0.0           |
| NODAWAY             | 3          | 0         | 3          | 100.0       | 3                 | 0                                | 1         | 2         | 0          | 0           | 66.7          |
| PETTIS              | 23         | 1         | 20         | 95.2        | 21                | 8                                | 3         | 7         | 2          | 1           | 47.6          |
| PLATTE              | 8          | 0         | 8          | 100.0       | 8                 | 5                                | 1         | 1         | 0          | 1           | 25.0          |
| PUTNAM              | 1          | 0         | 1          | 100.0       | 1                 | 0                                | 1         | 0         | 0          | 0           | 0.0           |
| RANDOLPH            | 15         | 2         | 14         | 87.5        | 16                | 9                                | 1         | 3         | 2          | 1           | 37.5          |
| RAY                 | 6          | 2         | 5          | 71.4        | 7                 | 2                                | 2         | 3         | 0          | 0           | 42.9          |
| SALINE              | 27         | 3         | 18         | 85.7        | 21                | 8                                | 6         | 5         | 1          | 1           | 33.3          |
| SULLIVAN            | 4          | 1         | 2          | 66.7        | 3                 | 0                                | 1         | 1         | 0          | 1           | 66.7          |
| WORTH               | 0          | 0         | 2          | 100.0       | 2                 | 0                                | 1         | 1         | 0          | 0           | 50.0          |
| <b>TOTAL AREA 1</b> | <b>247</b> | <b>33</b> | <b>195</b> | <b>85.5</b> | <b>228</b>        | <b>81</b>                        | <b>51</b> | <b>67</b> | <b>12</b>  | <b>17</b>   | <b>42.1</b>   |
| <b>AREA 2</b>       |            |           |            |             |                   |                                  |           |           |            |             |               |
| ADAIR               | 13         | 2         | 10         | 83.3        | 12                | 3                                | 5         | 3         | 1          | 0           | 33.3          |
| AUDRAIN             | 11         | 1         | 6          | 85.7        | 7                 | 3                                | 2         | 2         | 0          | 0           | 28.6          |
| BOONE               | 66         | 7         | 38         | 84.4        | 45                | 16                               | 11        | 9         | 6          | 3           | 40.0          |
| CALLAWAY            | 10         | 0         | 9          | 100.0       | 9                 | 3                                | 3         | 3         | 0          | 0           | 33.3          |
| CLARK               | 4          | 0         | 3          | 100.0       | 3                 | 1                                | 2         | 0         | 0          | 0           | 0.0           |
| COLE                | 27         | 3         | 20         | 87.0        | 23                | 5                                | 6         | 11        | 0          | 1           | 52.2          |
| FRANKLIN            | 29         | 10        | 12         | 54.5        | 22                | 16                               | 2         | 4         | 0          | 0           | 18.2          |
| GASCONADE           | 5          | 1         | 7          | 87.5        | 8                 | 2                                | 4         | 1         | 1          | 0           | 25.0          |
| JEFFERSON           | 63         | 9         | 53         | 85.5        | 62                | 26                               | 12        | 13        | 3          | 8           | 38.7          |
| KNOX                | 4          | 1         | 1          | 50.0        | 2                 | 1                                | 1         | 0         | 0          | 0           | 0.0           |
| LEWIS               | 3          | 1         | 2          | 66.7        | 3                 | 2                                | 1         | 0         | 0          | 0           | 0.0           |
| LINCOLN             | 13         | 0         | 16         | 100.0       | 16                | 8                                | 4         | 4         | 0          | 0           | 25.0          |
| MACON               | 11         | 4         | 3          | 42.9        | 7                 | 4                                | 0         | 2         | 1          | 0           | 42.9          |
| MARION              | 8          | 0         | 7          | 100.0       | 7                 | 2                                | 1         | 4         | 0          | 0           | 57.1          |
| MONROE              | 1          | 0         | 1          | 100.0       | 1                 | 1                                | 0         | 0         | 0          | 0           | 0.0           |
| MONTGOMERY          | 6          | 3         | 3          | 50.0        | 6                 | 5                                | 1         | 0         | 0          | 0           | 0.0           |
| OSAGE               | 2          | 0         | 1          | 100.0       | 1                 | 0                                | 1         | 0         | 0          | 0           | 0.0           |
| PIKE                | 3          | 0         | 3          | 100.0       | 3                 | 0                                | 1         | 2         | 0          | 0           | 66.7          |
| RALLS               | 2          | 0         | 1          | 100.0       | 1                 | 0                                | 1         | 0         | 0          | 0           | 0.0           |
| ST CHARLES          | 18         | 3         | 28         | 90.3        | 31                | 12                               | 14        | 5         | 0          | 0           | 16.1          |
| SCHUYLER            | 4          | 1         | 2          | 66.7        | 3                 | 1                                | 0         | 1         | 0          | 1           | 66.7          |
| SCOTLAND            | 2          | 0         | 0          | 0.0         | 0                 | 0                                | 0         | 0         | 0          | 0           | 0.0           |
| SHELBY              | 1          | 0         | 1          | 100.0       | 1                 | 1                                | 0         | 0         | 0          | 0           | 0.0           |
| WARREN              | 8          | 1         | 5          | 83.3        | 6                 | 2                                | 3         | 1         | 0          | 0           | 16.7          |
| <b>TOTAL AREA 2</b> | <b>314</b> | <b>47</b> | <b>232</b> | <b>83.2</b> | <b>279</b>        | <b>114</b>                       | <b>75</b> | <b>65</b> | <b>12</b>  | <b>13</b>   | <b>32.3</b>   |
| <b>AREA 3</b>       |            |           |            |             |                   |                                  |           |           |            |             |               |
| BOLLINGER           | 7          | 0         | 7          | 100.0       | 7                 | 3                                | 4         | 0         | 0          | 0           | 0.0           |
| BUTLER              | 51         | 10        | 34         | 77.3        | 44                | 24                               | 12        | 7         | 0          | 1           | 18.2          |
| CAPE GIRARDEAU      | 34         | 3         | 29         | 90.6        | 32                | 15                               | 9         | 6         | 2          | 0           | 25.0          |
| CARTER              | 10         | 8         | 5          | 38.5        | 13                | 7                                | 3         | 3         | 0          | 0           | 23.1          |
| CRAWFORD            | 18         | 6         | 5          | 45.5        | 11                | 3                                | 2         | 3         | 1          | 2           | 54.5          |
| DENT                | 6          | 2         | 11         | 84.6        | 13                | 5                                | 5         | 2         | 1          | 0           | 23.1          |
| DUNKLIN             | 40         | 5         | 44         | 89.8        | 49                | 18                               | 13        | 16        | 0          | 2           | 36.7          |
| HOWELL              | 17         | 2         | 17         | 89.5        | 19                | 6                                | 7         | 4         | 1          | 1           | 31.6          |

TABLE 17.  
GENERAL RELIEF APPLICATIONS\*  
OCTOBER 2001

| COUNTY          | #<br>REC'D | #<br>APPR | #<br>REJ | %<br>REJ | TOTAL<br>RESOLVED | -----APPLICATION RESOLUTION----- |           |           |            |             | % >45<br>DAYS |
|-----------------|------------|-----------|----------|----------|-------------------|----------------------------------|-----------|-----------|------------|-------------|---------------|
|                 |            |           |          |          |                   | UNDER<br>31                      | 31-<br>45 | 46-<br>90 | 91-<br>105 | OVER<br>105 |               |
| IRON            | 17         | 0         | 15       | 100.0    | 15                | 11                               | 3         | 1         | 0          | 0           | 6.7           |
| MADISON         | 9          | 5         | 4        | 44.4     | 9                 | 8                                | 1         | 0         | 0          | 0           | 0.0           |
| MISSISSIPPI     | 11         | 2         | 4        | 66.7     | 6                 | 0                                | 2         | 1         | 0          | 3           | 66.7          |
| NEW MADRID      | 26         | 2         | 16       | 88.9     | 18                | 9                                | 6         | 2         | 0          | 1           | 16.7          |
| OREGON          | 8          | 2         | 6        | 75.0     | 8                 | 4                                | 2         | 1         | 0          | 1           | 25.0          |
| PEHISCOT        | 37         | 2         | 29       | 93.5     | 31                | 16                               | 6         | 8         | 0          | 1           | 29.0          |
| PERRY           | 3          | 2         | 4        | 66.7     | 6                 | 3                                | 2         | 0         | 1          | 0           | 16.7          |
| REYNOLDS        | 10         | 2         | 4        | 66.7     | 6                 | 3                                | 2         | 0         | 0          | 1           | 16.7          |
| RIPLEY          | 19         | 2         | 12       | 85.7     | 14                | 5                                | 5         | 4         | 0          | 0           | 28.6          |
| ST FRANCOIS     | 65         | 17        | 44       | 72.1     | 61                | 33                               | 7         | 16        | 1          | 4           | 34.4          |
| STE GENEVIEVE   | 7          | 2         | 6        | 75.0     | 8                 | 2                                | 2         | 3         | 0          | 1           | 50.0          |
| SCOTT           | 45         | 4         | 37       | 90.2     | 41                | 19                               | 6         | 15        | 0          | 1           | 39.0          |
| SHANNON         | 16         | 4         | 7        | 63.6     | 11                | 7                                | 2         | 2         | 0          | 0           | 18.2          |
| STODDARD        | 23         | 5         | 10       | 66.7     | 15                | 6                                | 3         | 6         | 0          | 0           | 40.0          |
| WASHINGTON      | 31         | 12        | 23       | 65.7     | 35                | 18                               | 8         | 4         | 4          | 1           | 25.7          |
| WAYNE           | 26         | 7         | 17       | 70.8     | 24                | 12                               | 7         | 5         | 0          | 0           | 20.8          |
| TOTAL AREA 3    | 536        | 106       | 390      | 78.6     | 496               | 237                              | 119       | 109       | 11         | 20          | 28.2          |
| AREA 4          |            |           |          |          |                   |                                  |           |           |            |             |               |
| BARRY           | 11         | 1         | 9        | 90.0     | 10                | 5                                | 1         | 3         | 0          | 1           | 40.0          |
| BARTON          | 3          | 0         | 5        | 100.0    | 5                 | 3                                | 1         | 1         | 0          | 0           | 20.0          |
| BATES           | 6          | 1         | 5        | 83.3     | 6                 | 1                                | 0         | 5         | 0          | 0           | 83.3          |
| BENTON          | 6          | 1         | 5        | 83.3     | 6                 | 0                                | 1         | 4         | 0          | 1           | 83.3          |
| CAMDEN          | 20         | 2         | 8        | 80.0     | 10                | 3                                | 2         | 4         | 1          | 0           | 50.0          |
| CEDAR           | 8          | 0         | 5        | 100.0    | 5                 | 0                                | 1         | 3         | 1          | 0           | 80.0          |
| CHRISTIAN       | 19         | 5         | 9        | 64.3     | 14                | 4                                | 5         | 4         | 0          | 1           | 35.7          |
| DADE            | 1          | 0         | 5        | 100.0    | 5                 | 1                                | 2         | 2         | 0          | 0           | 40.0          |
| DALLAS          | 7          | 2         | 7        | 77.8     | 9                 | 4                                | 0         | 4         | 0          | 1           | 55.6          |
| DOUGLAS         | 4          | 1         | 5        | 83.3     | 6                 | 1                                | 1         | 3         | 1          | 0           | 66.7          |
| GREENE          | 158        | 22        | 128      | 85.3     | 150               | 56                               | 32        | 42        | 5          | 15          | 41.3          |
| HENRY           | 8          | 4         | 8        | 66.7     | 12                | 5                                | 1         | 2         | 1          | 3           | 50.0          |
| HICKORY         | 4          | 0         | 4        | 100.0    | 4                 | 1                                | 0         | 2         | 1          | 0           | 75.0          |
| JASPER          | 53         | 9         | 54       | 85.7     | 63                | 20                               | 12        | 21        | 1          | 9           | 49.2          |
| LACLEDE         | 32         | 3         | 17       | 85.0     | 20                | 4                                | 2         | 9         | 2          | 3           | 70.0          |
| LAWRENCE        | 16         | 3         | 16       | 84.2     | 19                | 6                                | 4         | 8         | 0          | 1           | 47.4          |
| MCDONALD        | 10         | 2         | 7        | 77.8     | 9                 | 1                                | 3         | 4         | 0          | 1           | 55.6          |
| MARIES          | 0          | 0         | 3        | 100.0    | 3                 | 2                                | 0         | 1         | 0          | 0           | 33.3          |
| MILLER          | 12         | 4         | 19       | 82.6     | 23                | 6                                | 3         | 10        | 2          | 2           | 60.9          |
| MONITEAU        | 3          | 0         | 0        | 0.0      | 0                 | 0                                | 0         | 0         | 0          | 0           | 0.0           |
| MORGAN          | 11         | 0         | 5        | 100.0    | 5                 | 2                                | 2         | 1         | 0          | 0           | 20.0          |
| NEWTON          | 12         | 7         | 12       | 63.2     | 19                | 9                                | 1         | 6         | 0          | 3           | 47.4          |
| OZARK           | 24         | 3         | 24       | 88.9     | 27                | 18                               | 3         | 4         | 2          | 0           | 22.2          |
| PHELPS          | 22         | 2         | 14       | 87.5     | 16                | 4                                | 2         | 7         | 1          | 2           | 62.5          |
| POLK            | 5          | 3         | 4        | 57.1     | 7                 | 0                                | 1         | 4         | 2          | 0           | 85.7          |
| PULASKI         | 14         | 0         | 15       | 100.0    | 15                | 3                                | 5         | 3         | 0          | 4           | 46.7          |
| ST CLAIR        | 9          | 1         | 9        | 90.0     | 10                | 4                                | 1         | 3         | 0          | 2           | 50.0          |
| STONE           | 19         | 3         | 13       | 81.3     | 16                | 4                                | 5         | 6         | 1          | 0           | 43.8          |
| TANEY           | 30         | 4         | 21       | 84.0     | 25                | 14                               | 6         | 5         | 0          | 0           | 20.0          |
| TEXAS           | 16         | 2         | 9        | 81.8     | 11                | 6                                | 2         | 2         | 0          | 1           | 27.3          |
| VERNON          | 12         | 3         | 8        | 72.7     | 11                | 5                                | 3         | 2         | 1          | 0           | 27.3          |
| WEBSTER         | 11         | 1         | 8        | 88.9     | 9                 | 5                                | 2         | 1         | 0          | 1           | 22.2          |
| WRIGHT          | 12         | 5         | 7        | 58.3     | 12                | 6                                | 1         | 4         | 1          | 0           | 41.7          |
| TOTAL AREA 4    | 578        | 94        | 468      | 83.3     | 562               | 203                              | 105       | 180       | 23         | 51          | 45.2          |
| AREA 5          |            |           |          |          |                   |                                  |           |           |            |             |               |
| JACKSON         | 316        | 27        | 251      | 90.3     | 278               | 52                               | 51        | 125       | 13         | 37          | 62.9          |
| TOTAL AREA 5    | 316        | 27        | 251      | 90.3     | 278               | 52                               | 51        | 125       | 13         | 37          | 62.9          |
| AREA 6          |            |           |          |          |                   |                                  |           |           |            |             |               |
| ST LOUIS CITY   | 343        | 95        | 237      | 71.4     | 332               | 94                               | 59        | 121       | 20         | 38          | 53.9          |
| TOTAL AREA 6    | 343        | 95        | 237      | 71.4     | 332               | 94                               | 59        | 121       | 20         | 38          | 53.9          |
| AREA 7          |            |           |          |          |                   |                                  |           |           |            |             |               |
| ST LOUIS COUNTY | 162        | 29        | 140      | 82.8     | 169               | 53                               | 28        | 75        | 6          | 7           | 52.1          |
| TOTAL AREA 7    | 162        | 29        | 140      | 82.8     | 169               | 53                               | 28        | 75        | 6          | 7           | 52.1          |
| STATEWIDE       | 2,496      | 431       | 1,913    | 81.6     | 2,344             | 834                              | 488       | 742       | 97         | 183         | 43.6          |

\*EXCLUDES MEDICAID FOR PREGNANT WOMEN, INCLUDES NEWBORNS AND REFUGEES.



FIGURE 6. MEDICAL ASSISTANCE RECIPIENTS

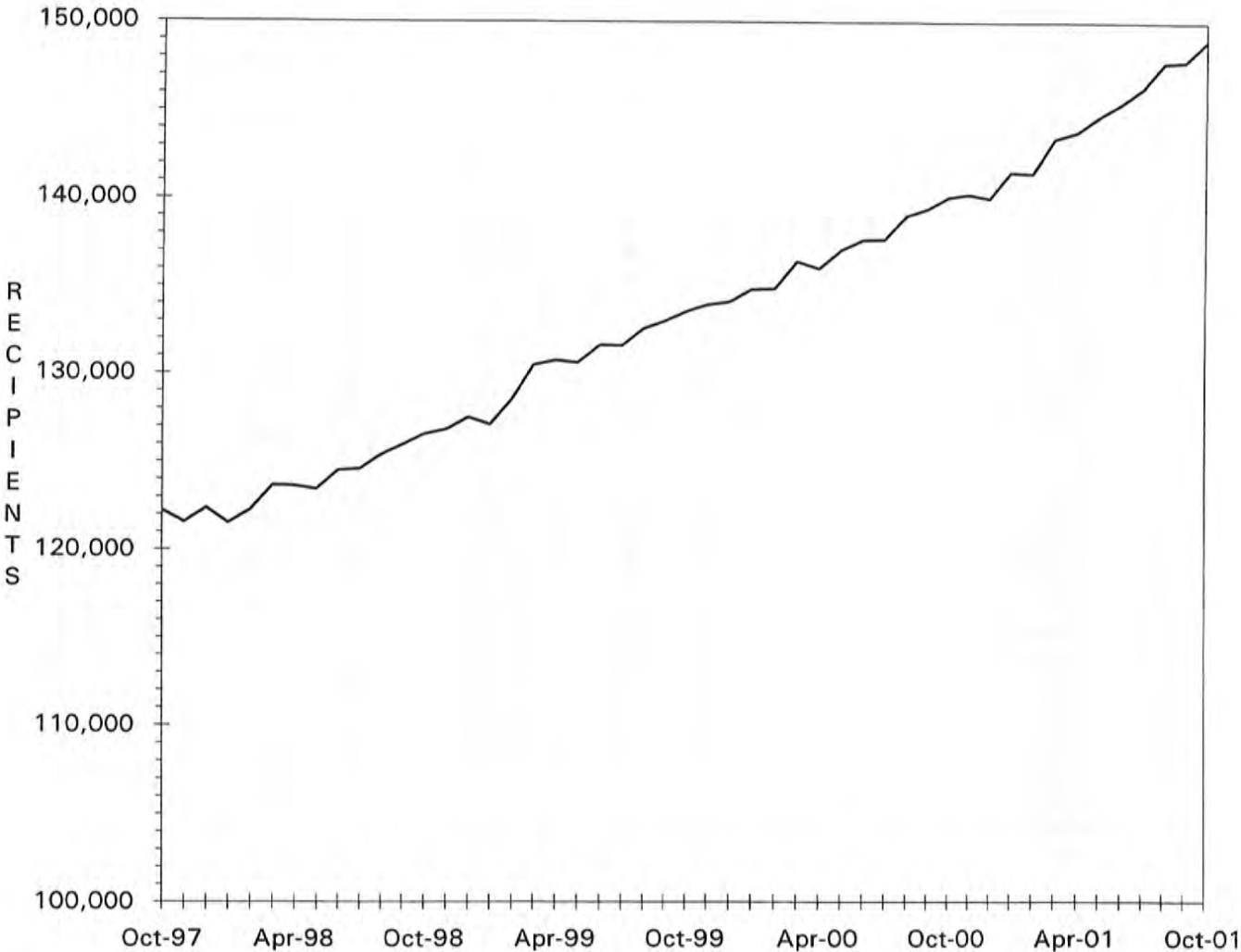




TABLE 18.

MC+ APPLICATIONS FOR PREGNANT WOMEN  
OCTOBER 2001

| COUNTY              | #<br>REC'D | #<br>APPR  | #<br>REJ   | %<br>REJ    | TOTAL<br>RESOLVED | -APPLICATION RESOLUTION- |               |               |
|---------------------|------------|------------|------------|-------------|-------------------|--------------------------|---------------|---------------|
|                     |            |            |            |             |                   | 15 OR<br>LESS            | 16 &<br>ABOVE | % >15<br>DAYS |
| <b>AREA 1</b>       |            |            |            |             |                   |                          |               |               |
| ANDREW              | 7          | 5          | 4          | 44.4        | 9                 | 8                        | 1             | 11.1          |
| ATCHISON            | 2          | 2          | 0          | 0.0         | 2                 | 2                        | 0             | 0.0           |
| BUCHANAN            | 83         | 55         | 18         | 24.7        | 73                | 70                       | 3             | 4.1           |
| CALDWELL            | 4          | 4          | 2          | 33.3        | 6                 | 6                        | 0             | 0.0           |
| CARROLL             | 8          | 2          | 2          | 50.0        | 4                 | 4                        | 0             | 0.0           |
| CASS                | 27         | 22         | 4          | 15.4        | 26                | 22                       | 4             | 15.4          |
| CHARITON            | 6          | 9          | 0          | 0.0         | 9                 | 6                        | 3             | 33.3          |
| CLAY                | 86         | 54         | 44         | 44.9        | 98                | 87                       | 11            | 11.2          |
| CLINTON             | 7          | 6          | 4          | 40.0        | 10                | 8                        | 2             | 20.0          |
| COOPER              | 8          | 8          | 2          | 20.0        | 10                | 9                        | 1             | 10.0          |
| DAVISS              | 2          | 2          | 2          | 50.0        | 4                 | 4                        | 0             | 0.0           |
| DE KALB             | 2          | 1          | 0          | 0.0         | 1                 | 1                        | 0             | 0.0           |
| GENTRY              | 3          | 2          | 1          | 33.3        | 3                 | 3                        | 0             | 0.0           |
| GRUNDY              | 7          | 1          | 2          | 66.7        | 3                 | 2                        | 1             | 33.3          |
| HARRISON            | 4          | 4          | 1          | 20.0        | 5                 | 5                        | 0             | 0.0           |
| HOLT                | 0          | 1          | 0          | 0.0         | 1                 | 1                        | 0             | 0.0           |
| HOWARD              | 7          | 6          | 0          | 0.0         | 6                 | 6                        | 0             | 0.0           |
| JOHNSON             | 29         | 16         | 15         | 48.4        | 31                | 26                       | 5             | 16.1          |
| LAFAYETTE           | 14         | 6          | 8          | 57.1        | 14                | 12                       | 2             | 14.3          |
| LINN                | 3          | 2          | 0          | 0.0         | 2                 | 1                        | 1             | 50.0          |
| LIVINGSTON          | 7          | 10         | 0          | 0.0         | 10                | 10                       | 0             | 0.0           |
| MERCER              | 1          | 2          | 0          | 0.0         | 2                 | 2                        | 0             | 0.0           |
| NODAWAY             | 10         | 5          | 4          | 44.4        | 9                 | 8                        | 1             | 11.1          |
| PETTIS              | 37         | 30         | 10         | 25.0        | 40                | 33                       | 7             | 17.5          |
| PLATTE              | 23         | 16         | 8          | 33.3        | 24                | 21                       | 3             | 12.5          |
| PUTNAM              | 6          | 6          | 1          | 14.3        | 7                 | 4                        | 3             | 42.9          |
| RANDOLPH            | 29         | 19         | 9          | 32.1        | 28                | 27                       | 1             | 3.6           |
| RAY                 | 13         | 12         | 1          | 7.7         | 13                | 12                       | 1             | 7.7           |
| SALINE              | 18         | 9          | 6          | 40.0        | 15                | 15                       | 0             | 0.0           |
| SULLIVAN            | 8          | 7          | 1          | 12.5        | 8                 | 8                        | 0             | 0.0           |
| WORTH               | 5          | 5          | 0          | 0.0         | 5                 | 5                        | 0             | 0.0           |
| <b>TOTAL AREA 1</b> | <b>466</b> | <b>329</b> | <b>149</b> | <b>31.2</b> | <b>478</b>        | <b>428</b>               | <b>50</b>     | <b>10.5</b>   |
| <b>AREA 2</b>       |            |            |            |             |                   |                          |               |               |
| ADAIR               | 20         | 19         | 5          | 20.8        | 24                | 23                       | 1             | 4.2           |
| AUDRAIN             | 12         | 9          | 2          | 18.2        | 11                | 10                       | 1             | 9.1           |
| BOONE               | 49         | 33         | 11         | 25.0        | 44                | 42                       | 2             | 4.5           |
| CALLAWAY            | 26         | 22         | 3          | 12.0        | 25                | 19                       | 6             | 24.0          |
| CLARK               | 4          | 3          | 0          | 0.0         | 3                 | 3                        | 0             | 0.0           |
| COLE                | 24         | 12         | 6          | 33.3        | 18                | 17                       | 1             | 5.6           |
| FRANKLIN            | 50         | 37         | 5          | 11.9        | 42                | 40                       | 2             | 4.8           |
| GASCONADE           | 8          | 7          | 2          | 22.2        | 9                 | 9                        | 0             | 0.0           |
| JEFFERSON           | 71         | 54         | 21         | 28.0        | 75                | 70                       | 5             | 6.7           |
| KNOX                | 2          | 2          | 1          | 33.3        | 3                 | 3                        | 0             | 0.0           |
| LEWIS               | 3          | 2          | 0          | 0.0         | 2                 | 2                        | 0             | 0.0           |
| LINCOLN             | 36         | 25         | 11         | 30.6        | 36                | 35                       | 1             | 2.8           |
| MACON               | 6          | 6          | 1          | 14.3        | 7                 | 4                        | 3             | 42.9          |
| MARION              | 18         | 15         | 0          | 0.0         | 15                | 14                       | 1             | 6.7           |
| MONROE              | 6          | 6          | 1          | 14.3        | 7                 | 7                        | 0             | 0.0           |
| MONTGOMERY          | 6          | 3          | 4          | 57.1        | 7                 | 6                        | 1             | 14.3          |
| OSAGE               | 5          | 4          | 2          | 33.3        | 6                 | 6                        | 0             | 0.0           |
| PIKE                | 16         | 10         | 6          | 37.5        | 16                | 16                       | 0             | 0.0           |
| RALLS               | 3          | 2          | 0          | 0.0         | 2                 | 2                        | 0             | 0.0           |
| ST CHARLES          | 79         | 61         | 18         | 22.8        | 79                | 73                       | 6             | 7.6           |
| SCHUYLER            | 0          | 1          | 0          | 0.0         | 1                 | 1                        | 0             | 0.0           |
| SCOTLAND            | 1          | 1          | 0          | 0.0         | 1                 | 1                        | 0             | 0.0           |
| SHELBY              | 3          | 1          | 1          | 50.0        | 2                 | 2                        | 0             | 0.0           |
| WARREN              | 15         | 10         | 2          | 16.7        | 12                | 12                       | 0             | 0.0           |
| <b>TOTAL AREA 2</b> | <b>463</b> | <b>345</b> | <b>102</b> | <b>22.8</b> | <b>447</b>        | <b>417</b>               | <b>30</b>     | <b>6.7</b>    |
| <b>AREA 3</b>       |            |            |            |             |                   |                          |               |               |
| BOLLINGER           | 3          | 1          | 2          | 66.7        | 3                 | 2                        | 1             | 33.3          |
| BUTLER              | 41         | 30         | 8          | 21.1        | 38                | 35                       | 3             | 7.9           |
| CAPE GIRARDEAU      | 67         | 42         | 12         | 22.2        | 54                | 52                       | 2             | 3.7           |
| CARTER              | 5          | 4          | 0          | 0.0         | 4                 | 3                        | 1             | 25.0          |
| CRAWFORD            | 12         | 6          | 2          | 25.0        | 8                 | 8                        | 0             | 0.0           |
| DENT                | 14         | 10         | 2          | 16.7        | 12                | 12                       | 0             | 0.0           |
| DUNKLIN             | 29         | 18         | 10         | 35.7        | 28                | 24                       | 4             | 14.3          |

TABLE 18.

MC+ APPLICATIONS FOR PREGNANT WOMEN  
OCTOBER 2001

| COUNTY          | #<br>REC'D | #<br>APPR | #<br>REJ | %<br>REJ | TOTAL<br>RESOLVED | -APPLICATION RESOLUTION- |               |               |
|-----------------|------------|-----------|----------|----------|-------------------|--------------------------|---------------|---------------|
|                 |            |           |          |          |                   | 15 OR<br>LESS            | 16 &<br>ABOVE | % >15<br>DAYS |
| HOWELL          | 23         | 17        | 3        | 15.0     | 20                | 17                       | 3             | 15.0          |
| IRON            | 7          | 5         | 1        | 16.7     | 6                 | 6                        | 0             | 0.0           |
| MADISON         | 7          | 8         | 0        | 0.0      | 8                 | 7                        | 1             | 12.5          |
| MISSISSIPPI     | 8          | 6         | 2        | 25.0     | 8                 | 8                        | 0             | 0.0           |
| NEW MADRID      | 7          | 6         | 1        | 14.3     | 7                 | 7                        | 0             | 0.0           |
| OREGON          | 4          | 2         | 1        | 33.3     | 3                 | 3                        | 0             | 0.0           |
| PEMISCOT        | 16         | 9         | 2        | 18.2     | 11                | 9                        | 2             | 18.2          |
| PERRY           | 2          | 3         | 0        | 0.0      | 3                 | 3                        | 0             | 0.0           |
| REYNOLDS        | 4          | 3         | 1        | 25.0     | 4                 | 4                        | 0             | 0.0           |
| RIPLEY          | 9          | 12        | 2        | 14.3     | 14                | 11                       | 3             | 21.4          |
| ST FRANCOIS     | 32         | 25        | 5        | 16.7     | 30                | 26                       | 4             | 13.3          |
| STE GENEVIEVE   | 5          | 3         | 1        | 25.0     | 4                 | 2                        | 2             | 50.0          |
| SCOTT           | 32         | 27        | 4        | 12.9     | 31                | 27                       | 4             | 12.9          |
| SHANNON         | 6          | 5         | 0        | 0.0      | 5                 | 5                        | 0             | 0.0           |
| STODDARD        | 19         | 14        | 5        | 26.3     | 19                | 16                       | 3             | 15.8          |
| WASHINGTON      | 11         | 11        | 2        | 15.4     | 13                | 12                       | 1             | 7.7           |
| WAYNE           | 8          | 7         | 1        | 12.5     | 8                 | 8                        | 0             | 0.0           |
| TOTAL AREA 3    | 371        | 274       | 67       | 19.6     | 341               | 307                      | 34            | 10.0          |
| AREA 4          |            |           |          |          |                   |                          |               |               |
| BARRY           | 21         | 18        | 11       | 37.9     | 29                | 27                       | 2             | 6.9           |
| BARTON          | 8          | 5         | 3        | 37.5     | 8                 | 7                        | 1             | 12.5          |
| BATES           | 11         | 10        | 2        | 16.7     | 12                | 10                       | 2             | 16.7          |
| BENTON          | 3          | 5         | 0        | 0.0      | 5                 | 4                        | 1             | 20.0          |
| CAMDEN          | 33         | 23        | 4        | 14.8     | 27                | 25                       | 2             | 7.4           |
| CEDAR           | 7          | 7         | 1        | 12.5     | 8                 | 5                        | 3             | 37.5          |
| CHRISTIAN       | 32         | 29        | 8        | 21.6     | 37                | 32                       | 5             | 13.5          |
| DADE            | 0          | 2         | 1        | 33.3     | 3                 | 2                        | 1             | 33.3          |
| DALLAS          | 7          | 8         | 1        | 11.1     | 9                 | 9                        | 0             | 0.0           |
| DOUGLAS         | 8          | 7         | 0        | 0.0      | 7                 | 7                        | 0             | 0.0           |
| GREENE          | 201        | 129       | 44       | 25.4     | 173               | 142                      | 31            | 17.9          |
| HENRY           | 10         | 12        | 0        | 0.0      | 12                | 11                       | 1             | 8.3           |
| HICKORY         | 3          | 2         | 1        | 33.3     | 3                 | 3                        | 0             | 0.0           |
| JASPER          | 137        | 74        | 43       | 36.8     | 117               | 102                      | 15            | 12.8          |
| LACLEDE         | 37         | 29        | 7        | 19.4     | 36                | 31                       | 5             | 13.9          |
| LAWRENCE        | 26         | 17        | 13       | 43.3     | 30                | 27                       | 3             | 10.0          |
| MCDONALD        | 28         | 18        | 9        | 33.3     | 27                | 26                       | 1             | 3.7           |
| MARIES          | 7          | 4         | 1        | 20.0     | 5                 | 4                        | 1             | 20.0          |
| MILLER          | 16         | 13        | 2        | 13.3     | 15                | 14                       | 1             | 6.7           |
| MONITEAU        | 5          | 6         | 0        | 0.0      | 6                 | 6                        | 0             | 0.0           |
| MORGAN          | 11         | 6         | 4        | 40.0     | 10                | 10                       | 0             | 0.0           |
| NEWTON          | 38         | 28        | 8        | 22.2     | 36                | 34                       | 2             | 5.6           |
| OZARK           | 8          | 10        | 1        | 9.1      | 11                | 10                       | 1             | 9.1           |
| PHELPS          | 25         | 24        | 6        | 20.0     | 30                | 30                       | 0             | 0.0           |
| POLK            | 14         | 16        | 3        | 15.8     | 19                | 12                       | 7             | 36.8          |
| PULASKI         | 24         | 19        | 5        | 20.8     | 24                | 20                       | 4             | 16.7          |
| ST CLAIR        | 4          | 4         | 1        | 20.0     | 5                 | 4                        | 1             | 20.0          |
| STONE           | 18         | 16        | 1        | 5.9      | 17                | 16                       | 1             | 5.9           |
| TANEY           | 53         | 36        | 19       | 34.5     | 55                | 51                       | 4             | 7.3           |
| TEXAS           | 11         | 6         | 2        | 25.0     | 8                 | 8                        | 0             | 0.0           |
| VERNON          | 15         | 10        | 3        | 23.1     | 13                | 10                       | 3             | 23.1          |
| WEBSTER         | 25         | 23        | 6        | 20.7     | 29                | 27                       | 2             | 6.9           |
| WRIGHT          | 14         | 12        | 1        | 7.7      | 13                | 13                       | 0             | 0.0           |
| TOTAL AREA 4    | 860        | 628       | 211      | 25.1     | 839               | 739                      | 100           | 11.9          |
| AREA 5          |            |           |          |          |                   |                          |               |               |
| JACKSON         | 460        | 245       | 177      | 41.9     | 422               | 352                      | 70            | 16.6          |
| TOTAL AREA 5    | 460        | 245       | 177      | 41.9     | 422               | 352                      | 70            | 16.6          |
| AREA 6          |            |           |          |          |                   |                          |               |               |
| ST LOUIS CITY   | 206        | 156       | 45       | 22.4     | 201               | 147                      | 54            | 26.9          |
| TOTAL AREA 6    | 206        | 156       | 45       | 22.4     | 201               | 147                      | 54            | 26.9          |
| AREA 7          |            |           |          |          |                   |                          |               |               |
| ST LOUIS COUNTY | 247        | 167       | 80       | 32.4     | 247               | 161                      | 86            | 34.8          |
| TOTAL AREA 7    | 247        | 167       | 80       | 32.4     | 247               | 161                      | 86            | 34.8          |
| STATEWIDE       | 3,073      | 2,144     | 831      | 27.9     | 2,975             | 2,551                    | 424           | 14.3          |

TABLE 19.

ADULT INCOME MAINTENANCE CASES  
SSI-SP, SSI, SP, BP, SAB, MA, NC  
OCTOBER 2001

| COUNTY              | OAA SSI-SP | OAA SSI   | OAA SP    | BP, SAB       | NC &         | # TO BE       | NUMBER     | #             | %           |
|---------------------|------------|-----------|-----------|---------------|--------------|---------------|------------|---------------|-------------|
|                     | PTD SSI-SP | PTD SSI   | PTD SP    | MA NON-       | ALL          |               |            |               |             |
|                     | AB SSI-SP  | AB SSI    | AB SP     | VEND          | VEND         | REINVEST      | REINVEST   | OVER          | OVER        |
|                     |            |           |           |               | CASES        | YEARLY        | THIS MONTH | DUE           | DUE         |
| <b>AREA 1</b>       |            |           |           |               |              |               |            |               |             |
| ANDREW              | 0          | 1         | 0         | 294           | 130          | 425           | 26         | 54            | 12.7        |
| ATCHISON            | 0          | 0         | 0         | 193           | 61           | 254           | 10         | 31            | 12.2        |
| BUCHANAN            | 9          | 15        | 2         | 2,746         | 726          | 3,489         | 131        | 1,306         | 37.4        |
| CALDWELL            | 1          | 0         | 2         | 213           | 61           | 276           | 2          | 92            | 33.3        |
| CARROLL             | 2          | 3         | 0         | 353           | 83           | 439           | 18         | 240           | 54.7        |
| CASS                | 4          | 3         | 0         | 969           | 472          | 1,444         | 29         | 393           | 27.2        |
| CHARITON            | 2          | 4         | 0         | 249           | 112          | 365           | 31         | 3             | 0.8         |
| CLAY                | 1          | 4         | 0         | 1,787         | 826          | 2,617         | 116        | 494           | 18.9        |
| CLINTON             | 1          | 0         | 0         | 275           | 179          | 454           | 7          | 237           | 52.2        |
| COOPER              | 1          | 1         | 1         | 384           | 153          | 539           | 6          | 353           | 65.5        |
| DAVISS              | 1          | 1         | 0         | 186           | 41           | 228           | 1          | 11            | 4.8         |
| DE KALB             | 0          | 1         | 0         | 299           | 125          | 425           | 13         | 232           | 54.6        |
| GENTRY              | 0          | 2         | 0         | 214           | 96           | 312           | 13         | 1             | 0.3         |
| GRUNDY              | 1          | 2         | 0         | 423           | 142          | 567           | 12         | 258           | 45.5        |
| HARRISON            | 3          | 4         | 0         | 303           | 121          | 428           | 23         | 39            | 9.1         |
| HOLT                | 0          | 4         | 0         | 170           | 57           | 231           | 5          | 102           | 44.2        |
| HOWARD              | 3          | 1         | 0         | 296           | 94           | 391           | 15         | 167           | 42.7        |
| JOHNSON             | 0          | 2         | 0         | 834           | 200          | 1,036         | 14         | 619           | 59.7        |
| LAFAYETTE           | 3          | 2         | 1         | 757           | 352          | 1,112         | 9          | 738           | 66.4        |
| LINN                | 1          | 0         | 1         | 466           | 133          | 600           | 45         | 97            | 16.2        |
| LIVINGSTON          | 1          | 3         | 2         | 437           | 198          | 640           | 25         | 143           | 22.3        |
| MERCER              | 0          | 0         | 0         | 112           | 28           | 140           | 7          | 3             | 2.1         |
| NODAWAY             | 4          | 10        | 0         | 364           | 121          | 495           | 12         | 131           | 26.5        |
| PETTIS              | 2          | 6         | 1         | 1,207         | 331          | 1,545         | 72         | 363           | 23.5        |
| PLATTE              | 1          | 2         | 0         | 544           | 307          | 853           | 48         | 248           | 29.1        |
| PUTNAM              | 0          | 3         | 0         | 223           | 34           | 260           | 3          | 131           | 50.4        |
| RANDOLPH            | 1          | 4         | 1         | 873           | 280          | 1,158         | 41         | 291           | 25.1        |
| RAY                 | 0          | 1         | 0         | 420           | 94           | 515           | 12         | 47            | 9.1         |
| SALINE              | 1          | 4         | 1         | 738           | 492          | 1,235         | 20         | 540           | 43.7        |
| SULLIVAN            | 0          | 1         | 0         | 281           | 96           | 378           | 12         | 203           | 53.7        |
| WORTH               | 0          | 0         | 0         | 77            | 30           | 107           | 8          | 0             | 0.0         |
| <b>TOTAL AREA 1</b> | <b>43</b>  | <b>84</b> | <b>12</b> | <b>16,687</b> | <b>6,175</b> | <b>22,958</b> | <b>786</b> | <b>7,567</b>  | <b>33.0</b> |
| <b>AREA 2</b>       |            |           |           |               |              |               |            |               |             |
| ADAIR               | 1          | 9         | 0         | 776           | 174          | 959           | 51         | 418           | 43.6        |
| AUDRAIN             | 4          | 2         | 2         | 643           | 194          | 841           | 7          | 570           | 67.8        |
| BOONE               | 1          | 7         | 0         | 2,554         | 478          | 3,039         | 71         | 1,300         | 42.8        |
| CALLAWAY            | 2          | 1         | 1         | 895           | 211          | 1,108         | 12         | 693           | 62.5        |
| CLARK               | 0          | 1         | 0         | 247           | 56           | 304           | 7          | 171           | 56.3        |
| COLE                | 1          | 2         | 2         | 1,122         | 344          | 1,470         | 18         | 873           | 59.4        |
| FRANKLIN            | 4          | 6         | 1         | 1,564         | 561          | 2,132         | 49         | 1,211         | 56.8        |
| GASCONADE           | 0          | 3         | 0         | 304           | 173          | 480           | 19         | 131           | 27.3        |
| JEFFERSON           | 4          | 13        | 1         | 2,555         | 1,248        | 3,817         | 44         | 2,524         | 66.1        |
| KNOX                | 1          | 2         | 1         | 148           | 46           | 197           | 7          | 65            | 33.0        |
| LEWIS               | 0          | 2         | 0         | 240           | 108          | 350           | 23         | 77            | 22.0        |
| LINCOLN             | 0          | 3         | 1         | 629           | 309          | 942           | 25         | 452           | 48.0        |
| MACON               | 1          | 2         | 1         | 470           | 151          | 624           | 34         | 103           | 16.5        |
| MARION              | 4          | 9         | 0         | 966           | 405          | 1,380         | 41         | 651           | 47.2        |
| MONROE              | 0          | 1         | 0         | 283           | 67           | 351           | 20         | 106           | 30.2        |
| MONTGOMERY          | 1          | 0         | 1         | 316           | 203          | 520           | 16         | 182           | 35.0        |
| OSAGE               | 0          | 0         | 1         | 227           | 95           | 323           | 9          | 177           | 54.8        |
| PIKE                | 2          | 6         | 1         | 531           | 151          | 689           | 13         | 429           | 62.3        |
| RALLS               | 3          | 0         | 0         | 233           | 57           | 290           | 25         | 21            | 7.2         |
| ST CHARLES          | 5          | 7         | 0         | 2,076         | 603          | 2,686         | 95         | 888           | 33.1        |
| SCHUYLER            | 0          | 0         | 0         | 172           | 31           | 203           | 6          | 110           | 54.2        |
| SCOTLAND            | 1          | 0         | 0         | 173           | 59           | 232           | 10         | 94            | 40.5        |
| SHELBY              | 0          | 1         | 0         | 240           | 53           | 294           | 6          | 151           | 51.4        |
| WARREN              | 8          | 0         | 0         | 408           | 52           | 460           | 29         | 13            | 2.8         |
| <b>TOTAL AREA 2</b> | <b>43</b>  | <b>77</b> | <b>13</b> | <b>17,772</b> | <b>5,829</b> | <b>23,691</b> | <b>637</b> | <b>11,410</b> | <b>48.2</b> |
| <b>AREA 3</b>       |            |           |           |               |              |               |            |               |             |
| BOLLINGER           | 3          | 8         | 1         | 527           | 95           | 631           | 4          | 24            | 3.8         |
| BUTLER              | 16         | 24        | 1         | 2,656         | 494          | 3,175         | 179        | 12            | 0.4         |
| CAPE GIRARDEAU      | 5          | 11        | 1         | 1,553         | 589          | 2,154         | 48         | 941           | 43.7        |
| CARTER              | 0          | 3         | 1         | 418           | 64           | 486           | 35         | 14            | 2.9         |
| CRAWFORD            | 6          | 6         | 1         | 797           | 234          | 1,038         | 53         | 93            | 9.0         |
| DENT                | 1          | 6         | 1         | 719           | 126          | 852           | 61         | 20            | 2.3         |
| DUNKLIN             | 14         | 27        | 3         | 3,079         | 533          | 3,642         | 85         | 2,032         | 55.8        |

TABLE 19.

ADULT INCOME MAINTENANCE CASES  
SSI-SP, SSI, SP, BP, SAB, MA, NC  
OCTOBER 2001

| COUNTY          | OAA SSI-SP<br>PTD SSI-SP<br>AB SSI-SP | OAA SSI<br>PTD SSI<br>AB SSI | OAA SP<br>PTD SP<br>AB SP | BP, SAB<br>MA NON-<br>VEND | NC &<br>ALL<br>VEND<br>CASES | # TO BE<br>REINVEST<br>YEARLY | NUMBER<br>REINVEST<br>THIS MONTH | #<br>OVER<br>DUE | %<br>OVER<br>DUE |
|-----------------|---------------------------------------|------------------------------|---------------------------|----------------------------|------------------------------|-------------------------------|----------------------------------|------------------|------------------|
| HOWELL          | 4                                     | 10                           | 2                         | 1,660                      | 443                          | 2,115                         | 85                               | 807              | 38.2             |
| IRON            | 4                                     | 6                            | 1                         | 547                        | 233                          | 787                           | 41                               | 53               | 6.7              |
| MADISON         | 0                                     | 3                            | 0                         | 562                        | 154                          | 719                           | 37                               | 4                | 0.6              |
| MISSISSIPPI     | 5                                     | 21                           | 2                         | 1,060                      | 152                          | 1,235                         | 91                               | 446              | 36.1             |
| NEW MADRID      | 12                                    | 25                           | 2                         | 1,499                      | 289                          | 1,815                         | 46                               | 839              | 46.2             |
| OREGON          | 3                                     | 9                            | 0                         | 734                        | 85                           | 828                           | 73                               | 177              | 21.4             |
| PEMISCOT        | 14                                    | 27                           | 1                         | 2,121                      | 159                          | 2,308                         | 86                               | 1,033            | 44.8             |
| PERRY           | 1                                     | 3                            | 0                         | 406                        | 138                          | 547                           | 27                               | 298              | 54.5             |
| REYNOLDS        | 0                                     | 6                            | 2                         | 449                        | 44                           | 501                           | 33                               | 14               | 2.8              |
| RIPLEY          | 5                                     | 9                            | 2                         | 1,200                      | 127                          | 1,338                         | 60                               | 309              | 23.1             |
| ST FRANCOIS     | 3                                     | 7                            | 2                         | 2,217                      | 647                          | 2,873                         | 145                              | 577              | 20.1             |
| STE GENEVIEVE   | 2                                     | 1                            | 0                         | 402                        | 145                          | 548                           | 4                                | 289              | 52.7             |
| SCOTT           | 8                                     | 23                           | 2                         | 2,027                      | 405                          | 2,457                         | 165                              | 345              | 14.0             |
| SHANNON         | 4                                     | 4                            | 0                         | 516                        | 58                           | 578                           | 38                               | 40               | 6.9              |
| STODDARD        | 5                                     | 25                           | 1                         | 1,574                      | 322                          | 1,922                         | 133                              | 23               | 1.2              |
| WASHINGTON      | 5                                     | 14                           | 3                         | 1,399                      | 178                          | 1,594                         | 81                               | 369              | 23.1             |
| WAYNE           | 3                                     | 14                           | 0                         | 1,068                      | 118                          | 1,200                         | 81                               | 55               | 4.6              |
| TOTAL AREA 3    | 123                                   | 292                          | 29                        | 29,190                     | 5,832                        | 35,343                        | 1,691                            | 8,814            | 24.9             |
| AREA 4          |                                       |                              |                           |                            |                              |                               |                                  |                  |                  |
| BARRY           | 1                                     | 9                            | 1                         | 1,157                      | 227                          | 1,394                         | 19                               | 827              | 59.3             |
| BARTON          | 2                                     | 0                            | 0                         | 417                        | 69                           | 486                           | 3                                | 291              | 59.9             |
| BATES           | 1                                     | 3                            | 0                         | 449                        | 158                          | 610                           | 60                               | 32               | 5.2              |
| BENTON          | 0                                     | 2                            | 1                         | 757                        | 150                          | 910                           | 18                               | 346              | 38.0             |
| CAMDEN          | 0                                     | 2                            | 1                         | 866                        | 140                          | 1,009                         | 30                               | 315              | 31.2             |
| CEDAR           | 2                                     | 2                            | 0                         | 596                        | 118                          | 716                           | 21                               | 260              | 36.3             |
| CHRISTIAN       | 1                                     | 7                            | 0                         | 953                        | 339                          | 1,299                         | 39                               | 791              | 60.9             |
| DADE            | 0                                     | 1                            | 0                         | 299                        | 93                           | 393                           | 13                               | 142              | 36.1             |
| DALLAS          | 7                                     | 4                            | 2                         | 625                        | 127                          | 758                           | 37                               | 253              | 33.4             |
| DOUGLAS         | 3                                     | 4                            | 0                         | 706                        | 80                           | 790                           | 32                               | 84               | 10.6             |
| GREENE          | 22                                    | 46                           | 4                         | 6,816                      | 1,292                        | 8,158                         | 191                              | 4,213            | 51.6             |
| HENRY           | 2                                     | 7                            | 1                         | 916                        | 194                          | 1,118                         | 19                               | 532              | 47.6             |
| HICKORY         | 2                                     | 3                            | 0                         | 469                        | 78                           | 550                           | 6                                | 336              | 61.1             |
| JASPER          | 5                                     | 14                           | 3                         | 3,939                      | 667                          | 4,623                         | 119                              | 2,033            | 44.0             |
| LACLEDE         | 7                                     | 4                            | 1                         | 1,165                      | 237                          | 1,407                         | 63                               | 350              | 24.9             |
| LAWRENCE        | 2                                     | 4                            | 1                         | 1,146                      | 225                          | 1,376                         | 44                               | 654              | 47.5             |
| MCDONALD        | 1                                     | 4                            | 0                         | 777                        | 102                          | 883                           | 61                               | 20               | 2.3              |
| MARIES          | 2                                     | 2                            | 1                         | 281                        | 55                           | 339                           | 8                                | 142              | 41.9             |
| MILLER          | 4                                     | 5                            | 1                         | 788                        | 126                          | 920                           | 25                               | 373              | 40.5             |
| MONITEAU        | 2                                     | 1                            | 0                         | 228                        | 106                          | 335                           | 10                               | 159              | 47.5             |
| MORGAN          | 3                                     | 4                            | 1                         | 722                        | 171                          | 898                           | 29                               | 299              | 33.3             |
| NEWTON          | 0                                     | 5                            | 1                         | 1,266                      | 337                          | 1,609                         | 88                               | 139              | 8.6              |
| OZARK           | 5                                     | 4                            | 0                         | 557                        | 61                           | 622                           | 12                               | 249              | 40.0             |
| PHELPS          | 8                                     | 11                           | 4                         | 1,386                      | 252                          | 1,653                         | 56                               | 785              | 47.5             |
| POLK            | 8                                     | 5                            | 1                         | 867                        | 261                          | 1,134                         | 32                               | 362              | 31.9             |
| PULASKI         | 1                                     | 5                            | 2                         | 943                        | 187                          | 1,137                         | 22                               | 440              | 38.7             |
| ST CLAIR        | 0                                     | 7                            | 0                         | 440                        | 78                           | 525                           | 30                               | 101              | 19.2             |
| STONE           | 1                                     | 2                            | 0                         | 750                        | 129                          | 881                           | 13                               | 512              | 58.1             |
| TANEY           | 2                                     | 7                            | 2                         | 997                        | 204                          | 1,210                         | 27                               | 767              | 63.4             |
| TEXAS           | 2                                     | 7                            | 0                         | 1,153                      | 215                          | 1,375                         | 60                               | 104              | 7.6              |
| VERNON          | 0                                     | 3                            | 4                         | 839                        | 343                          | 1,189                         | 37                               | 377              | 31.7             |
| WEBSTER         | 7                                     | 6                            | 0                         | 869                        | 185                          | 1,060                         | 38                               | 388              | 36.6             |
| WRIGHT          | 5                                     | 16                           | 0                         | 1,124                      | 147                          | 1,287                         | 83                               | 138              | 10.7             |
| TOTAL AREA 4    | 108                                   | 206                          | 32                        | 35,263                     | 7,153                        | 42,654                        | 1,345                            | 16,814           | 39.4             |
| AREA 5          |                                       |                              |                           |                            |                              |                               |                                  |                  |                  |
| JACKSON         | 38                                    | 68                           | 24                        | 14,956                     | 3,718                        | 18,766                        | 472                              | 10,071           | 53.7             |
| TOTAL AREA 5    | 38                                    | 68                           | 24                        | 14,956                     | 3,718                        | 18,766                        | 472                              | 10,071           | 53.7             |
| AREA 6          |                                       |                              |                           |                            |                              |                               |                                  |                  |                  |
| ST LOUIS CITY   | 78                                    | 266                          | 28                        | 19,776                     | 2,915                        | 22,985                        | 506                              | 14,293           | 62.2             |
| TOTAL AREA 6    | 78                                    | 266                          | 28                        | 19,776                     | 2,915                        | 22,985                        | 506                              | 14,293           | 62.2             |
| AREA 7          |                                       |                              |                           |                            |                              |                               |                                  |                  |                  |
| ST LOUIS COUNTY | 32                                    | 131                          | 12                        | 13,673                     | 5,048                        | 18,864                        | 313                              | 12,469           | 66.1             |
| TOTAL AREA 7    | 32                                    | 131                          | 12                        | 13,673                     | 5,048                        | 18,864                        | 313                              | 12,469           | 66.1             |
| STATEWIDE       | 465                                   | 1,124                        | 150                       | 147,317                    | 36,670                       | 185,261                       | 5,750                            | 81,438           | 44.0             |

TABLE 20.

NC, MA, MACC APPLICATIONS < 65 YEARS OF AGE\*  
OCTOBER 2001

| COUNTY         | #<br>REC'D | #<br>APPR | #<br>REJ | %<br>REJ | TOTAL<br>RESOLVED | -----APPLICATION RESOLUTION----- |           |           |            |             |               |  |
|----------------|------------|-----------|----------|----------|-------------------|----------------------------------|-----------|-----------|------------|-------------|---------------|--|
|                |            |           |          |          |                   | UNDER<br>31                      | 31-<br>45 | 46-<br>90 | 91-<br>105 | OVER<br>105 | % >90<br>DAYS |  |
| AREA 1         |            |           |          |          |                   |                                  |           |           |            |             |               |  |
| ANDREW         | 5          | 1         | 2        | 66.7     | 3                 | 1                                | 0         | 2         | 0          | 0           | 0.0           |  |
| ATCHISON       | 2          | 4         | 3        | 42.9     | 7                 | 3                                | 1         | 3         | 0          | 0           | 0.0           |  |
| BUCHANAN       | 103        | 61        | 29       | 37.7     | 77                | 38                               | 18        | 16        | 1          | 4           | 6.5           |  |
| CALDWELL       | 5          | 0         | 2        | 100.0    | 2                 | 0                                | 1         | 1         | 0          | 0           | 0.0           |  |
| CARROLL        | 3          | 5         | 3        | 37.5     | 8                 | 3                                | 1         | 3         | 0          | 1           | 12.5          |  |
| CASS           | 42         | 17        | 10       | 38.5     | 26                | 14                               | 4         | 6         | 1          | 1           | 7.7           |  |
| CHARITON       | 6          | 3         | 1        | 25.0     | 4                 | 3                                | 1         | 0         | 0          | 0           | 0.0           |  |
| CLAY           | 82         | 43        | 43       | 59.7     | 72                | 33                               | 13        | 13        | 5          | 8           | 18.1          |  |
| CLINTON        | 9          | 8         | 3        | 27.3     | 11                | 5                                | 0         | 4         | 0          | 2           | 18.2          |  |
| COOPER         | 7          | 1         | 4        | 80.0     | 5                 | 2                                | 0         | 1         | 1          | 1           | 40.0          |  |
| DAVISS         | 9          | 3         | 6        | 66.7     | 9                 | 6                                | 1         | 2         | 0          | 0           | 0.0           |  |
| DE KALB        | 6          | 6         | 1        | 14.3     | 7                 | 4                                | 1         | 1         | 1          | 0           | 14.3          |  |
| GENTRY         | 3          | 2         | 1        | 33.3     | 3                 | 2                                | 0         | 1         | 0          | 0           | 0.0           |  |
| GRUNDY         | 10         | 6         | 4        | 40.0     | 10                | 6                                | 0         | 4         | 0          | 0           | 0.0           |  |
| HARRISON       | 7          | 5         | 1        | 16.7     | 6                 | 4                                | 0         | 1         | 0          | 1           | 16.7          |  |
| HOLT           | 3          | 0         | 2        | 100.0    | 2                 | 1                                | 0         | 1         | 0          | 0           | 0.0           |  |
| HOWARD         | 7          | 5         | 3        | 37.5     | 8                 | 5                                | 2         | 1         | 0          | 0           | 0.0           |  |
| JOHNSON        | 21         | 7         | 15       | 68.2     | 22                | 8                                | 2         | 7         | 2          | 3           | 22.7          |  |
| LAFAYETTE      | 21         | 10        | 7        | 50.0     | 14                | 7                                | 0         | 5         | 1          | 1           | 14.3          |  |
| LINN           | 6          | 6         | 4        | 40.0     | 10                | 4                                | 2         | 2         | 1          | 1           | 20.0          |  |
| LIVINGSTON     | 6          | 6         | 6        | 50.0     | 12                | 5                                | 5         | 2         | 0          | 0           | 0.0           |  |
| MERCER         | 2          | 0         | 1        | 100.0    | 1                 | 0                                | 1         | 0         | 0          | 0           | 0.0           |  |
| NODAWAY        | 9          | 8         | 2        | 22.2     | 9                 | 4                                | 1         | 4         | 0          | 0           | 0.0           |  |
| PETTIS         | 42         | 28        | 12       | 31.6     | 38                | 19                               | 6         | 10        | 2          | 1           | 7.9           |  |
| PLATTE         | 30         | 24        | 7        | 25.9     | 27                | 17                               | 3         | 4         | 1          | 2           | 11.1          |  |
| PUTNAM         | 8          | 2         | 3        | 60.0     | 5                 | 1                                | 0         | 3         | 1          | 0           | 20.0          |  |
| RANDOLPH       | 23         | 17        | 5        | 23.8     | 21                | 9                                | 0         | 7         | 2          | 3           | 23.8          |  |
| RAY            | 11         | 6         | 7        | 58.3     | 12                | 4                                | 2         | 6         | 0          | 0           | 0.0           |  |
| SALINE         | 42         | 11        | 20       | 64.5     | 31                | 16                               | 6         | 7         | 0          | 2           | 6.5           |  |
| SULLIVAN       | 8          | 4         | 2        | 33.3     | 6                 | 0                                | 1         | 2         | 0          | 3           | 50.0          |  |
| WORTH          | 1          | 1         | 2        | 66.7     | 3                 | 1                                | 0         | 2         | 0          | 0           | 0.0           |  |
| TOTAL AREA 1   | 539        | 300       | 211      | 44.8     | 471               | 225                              | 72        | 121       | 19         | 34          | 11.3          |  |
| AREA 2         |            |           |          |          |                   |                                  |           |           |            |             |               |  |
| ADAIR          | 27         | 16        | 13       | 59.1     | 22                | 9                                | 7         | 4         | 2          | 0           | 9.1           |  |
| AUDRAIN        | 22         | 13        | 5        | 33.3     | 15                | 7                                | 2         | 4         | 1          | 1           | 13.3          |  |
| BOONE          | 133        | 63        | 68       | 66.7     | 102               | 47                               | 19        | 17        | 8          | 11          | 18.6          |  |
| CALLAWAY       | 26         | 14        | 11       | 55.0     | 20                | 9                                | 5         | 4         | 1          | 1           | 10.0          |  |
| CLARK          | 8          | 6         | 2        | 25.0     | 8                 | 6                                | 1         | 1         | 0          | 0           | 0.0           |  |
| COLE           | 64         | 25        | 30       | 60.0     | 50                | 15                               | 10        | 19        | 2          | 4           | 12.0          |  |
| FRANKLIN       | 43         | 14        | 17       | 56.7     | 30                | 18                               | 3         | 8         | 1          | 0           | 3.3           |  |
| GASCONADE      | 9          | 5         | 6        | 54.5     | 11                | 5                                | 3         | 2         | 1          | 0           | 9.1           |  |
| JEFFERSON      | 126        | 61        | 66       | 68.0     | 97                | 43                               | 15        | 28        | 3          | 8           | 11.3          |  |
| KNOX           | 6          | 4         | 2        | 33.3     | 6                 | 4                                | 1         | 1         | 0          | 0           | 0.0           |  |
| LEWIS          | 6          | 3         | 1        | 25.0     | 4                 | 2                                | 1         | 1         | 0          | 0           | 0.0           |  |
| LINCOLN        | 22         | 11        | 17       | 89.5     | 19                | 8                                | 2         | 8         | 1          | 0           | 5.3           |  |
| MACON          | 17         | 5         | 11       | 78.6     | 14                | 9                                | 1         | 4         | 0          | 0           | 0.0           |  |
| MARION         | 15         | 6         | 11       | 84.6     | 13                | 6                                | 1         | 5         | 1          | 0           | 7.7           |  |
| MONROE         | 0          | 0         | 0        | 0.0      | 0                 | 0                                | 0         | 0         | 0          | 0           | 0.0           |  |
| MONTGOMERY     | 7          | 3         | 7        | 77.8     | 9                 | 4                                | 4         | 1         | 0          | 0           | 0.0           |  |
| OSAGE          | 14         | 10        | 3        | 25.0     | 12                | 10                               | 2         | 0         | 0          | 0           | 0.0           |  |
| PIKE           | 15         | 7         | 5        | 41.7     | 12                | 7                                | 0         | 3         | 1          | 1           | 16.7          |  |
| RALLS          | 4          | 3         | 1        | 25.0     | 4                 | 2                                | 1         | 1         | 0          | 0           | 0.0           |  |
| ST CHARLES     | 80         | 41        | 49       | 62.0     | 79                | 35                               | 18        | 24        | 1          | 1           | 2.5           |  |
| SCHUYLER       | 6          | 2         | 2        | 50.0     | 4                 | 2                                | 0         | 2         | 0          | 0           | 0.0           |  |
| SCOTLAND       | 4          | 2         | 1        | 33.3     | 3                 | 2                                | 0         | 1         | 0          | 0           | 0.0           |  |
| SHELBY         | 3          | 3         | 1        | 33.3     | 3                 | 3                                | 0         | 0         | 0          | 0           | 0.0           |  |
| WARREN         | 17         | 9         | 10       | 52.6     | 19                | 11                               | 3         | 5         | 0          | 0           | 0.0           |  |
| TOTAL AREA 2   | 674        | 326       | 339      | 61.0     | 556               | 264                              | 99        | 143       | 23         | 27          | 9.0           |  |
| AREA 3         |            |           |          |          |                   |                                  |           |           |            |             |               |  |
| BOLLINGER      | 16         | 11        | 6        | 35.3     | 17                | 10                               | 4         | 2         | 0          | 1           | 5.9           |  |
| BUTLER         | 89         | 41        | 44       | 55.0     | 80                | 47                               | 19        | 10        | 2          | 2           | 5.0           |  |
| CAPE GIRARDEAU | 72         | 32        | 31       | 59.6     | 52                | 24                               | 14        | 11        | 1          | 2           | 5.8           |  |
| CARTER         | 10         | 6         | 6        | 50.0     | 12                | 5                                | 3         | 4         | 0          | 0           | 0.0           |  |
| CRAWFORD       | 26         | 14        | 8        | 38.1     | 21                | 11                               | 2         | 5         | 2          | 1           | 14.3          |  |
| DENT           | 21         | 6         | 22       | 78.6     | 28                | 12                               | 10        | 5         | 1          | 0           | 3.6           |  |
| DUNKLIN        | 78         | 45        | 41       | 49.4     | 83                | 37                               | 15        | 28        | 2          | 1           | 3.6           |  |
| HOWELL         | 30         | 20        | 22       | 55.0     | 40                | 14                               | 9         | 11        | 3          | 3           | 15.0          |  |

TABLE 20.

NC, MA, NACC APPLICATIONS < 65 YEARS OF AGE\*  
OCTOBER 2001

| COUNTY          | #<br>REC'D | #<br>APPR | #<br>REJ | %<br>REJ | TOTAL<br>RESOLVED | -----APPLICATION RESOLUTION----- |           |           |            |             | % >90<br>DAYS |
|-----------------|------------|-----------|----------|----------|-------------------|----------------------------------|-----------|-----------|------------|-------------|---------------|
|                 |            |           |          |          |                   | UNDER<br>31                      | 31-<br>45 | 46-<br>90 | 91-<br>105 | OVER<br>105 |               |
| IRON            | 35         | 21        | 15       | 46.9     | 32                | 23                               | 5         | 3         | 0          | 1           | 3.1           |
| MADISON         | 10         | 6         | 7        | 58.3     | 12                | 8                                | 1         | 3         | 0          | 0           | 0.0           |
| MISSISSIPPI     | 24         | 14        | 3        | 17.6     | 17                | 7                                | 2         | 4         | 0          | 4           | 23.5          |
| NEW MADRID      | 31         | 13        | 9        | 45.0     | 20                | 17                               | 1         | 1         | 0          | 1           | 5.0           |
| OREGON          | 11         | 13        | 5        | 27.8     | 18                | 10                               | 3         | 2         | 0          | 3           | 16.7          |
| PEMISCOT        | 38         | 22        | 18       | 45.0     | 40                | 23                               | 5         | 9         | 1          | 2           | 7.5           |
| PERRY           | 7          | 3         | 4        | 57.1     | 7                 | 2                                | 2         | 1         | 2          | 0           | 28.6          |
| REYNOLDS        | 11         | 12        | 2        | 14.3     | 14                | 8                                | 2         | 2         | 0          | 2           | 14.3          |
| RIPLEY          | 32         | 16        | 17       | 53.1     | 32                | 16                               | 9         | 4         | 0          | 3           | 9.4           |
| ST FRANCOIS     | 96         | 57        | 40       | 44.4     | 90                | 49                               | 12        | 21        | 3          | 5           | 8.9           |
| STE GENEVIEVE   | 17         | 11        | 4        | 30.8     | 13                | 6                                | 2         | 3         | 0          | 2           | 15.4          |
| SCOTT           | 56         | 30        | 31       | 52.5     | 59                | 35                               | 8         | 16        | 0          | 0           | 0.0           |
| SHANNON         | 17         | 5         | 8        | 61.5     | 13                | 5                                | 4         | 3         | 0          | 1           | 7.7           |
| STODDARD        | 41         | 28        | 12       | 34.3     | 35                | 17                               | 7         | 10        | 0          | 1           | 2.9           |
| WASHINGTON      | 52         | 20        | 29       | 60.4     | 48                | 25                               | 9         | 7         | 3          | 4           | 14.6          |
| WAYNE           | 31         | 15        | 22       | 59.5     | 37                | 17                               | 12        | 6         | 0          | 2           | 5.4           |
| TOTAL AREA 3    | 851        | 461       | 406      | 49.5     | 820               | 428                              | 160       | 171       | 20         | 41          | 7.4           |
| AREA 4          |            |           |          |          |                   |                                  |           |           |            |             |               |
| BARRY           | 28         | 13        | 9        | 40.9     | 22                | 10                               | 3         | 6         | 1          | 2           | 13.6          |
| BARTON          | 14         | 6         | 9        | 64.3     | 14                | 9                                | 2         | 2         | 0          | 1           | 7.1           |
| BATES           | 12         | 8         | 3        | 27.3     | 11                | 4                                | 1         | 6         | 0          | 0           | 0.0           |
| BENTON          | 18         | 10        | 8        | 57.1     | 14                | 4                                | 2         | 7         | 0          | 1           | 7.1           |
| CAMDEN          | 57         | 29        | 17       | 53.1     | 32                | 17                               | 4         | 7         | 1          | 3           | 12.5          |
| CEDAR           | 12         | 8         | 3        | 27.3     | 11                | 3                                | 1         | 5         | 2          | 0           | 18.2          |
| CHRISTIAN       | 35         | 19        | 18       | 56.3     | 32                | 16                               | 4         | 7         | 3          | 2           | 15.6          |
| DADE            | 3          | 4         | 4        | 50.0     | 8                 | 2                                | 2         | 3         | 0          | 1           | 12.5          |
| DALLAS          | 14         | 10        | 8        | 47.1     | 17                | 10                               | 0         | 5         | 0          | 2           | 11.8          |
| DOUGLAS         | 20         | 14        | 6        | 33.3     | 18                | 12                               | 2         | 2         | 1          | 1           | 11.1          |
| GREENE          | 324        | 160       | 141      | 53.2     | 265               | 117                              | 46        | 70        | 8          | 24          | 12.1          |
| HENRY           | 19         | 15        | 10       | 45.5     | 22                | 8                                | 4         | 5         | 1          | 4           | 22.7          |
| HICKORY         | 8          | 7         | 3        | 30.0     | 10                | 5                                | 0         | 2         | 2          | 1           | 30.0          |
| JASPER          | 140        | 81        | 60       | 46.9     | 128               | 55                               | 19        | 38        | 4          | 12          | 12.5          |
| LACLEDE         | 27         | 13        | 12       | 50.0     | 24                | 16                               | 1         | 5         | 0          | 2           | 8.3           |
| LAWRENCE        | 28         | 29        | 14       | 35.0     | 40                | 14                               | 7         | 17        | 1          | 1           | 5.0           |
| MCDONALD        | 18         | 14        | 7        | 35.0     | 20                | 8                                | 3         | 6         | 1          | 2           | 15.0          |
| MARIES          | 6          | 4         | 2        | 33.3     | 6                 | 4                                | 0         | 2         | 0          | 0           | 0.0           |
| MILLER          | 26         | 11        | 18       | 62.1     | 29                | 7                                | 4         | 11        | 2          | 5           | 24.1          |
| MONITEAU        | 8          | 4         | 0        | 0.0      | 4                 | 2                                | 0         | 1         | 0          | 1           | 25.0          |
| MORGAN          | 33         | 18        | 7        | 29.2     | 24                | 14                               | 2         | 5         | 2          | 1           | 12.5          |
| NEWTON          | 39         | 22        | 12       | 37.5     | 32                | 16                               | 4         | 8         | 1          | 3           | 12.5          |
| OZARK           | 11         | 8         | 7        | 50.0     | 14                | 4                                | 3         | 5         | 2          | 0           | 14.3          |
| PHELPS          | 41         | 24        | 20       | 48.8     | 41                | 16                               | 5         | 17        | 1          | 2           | 7.3           |
| POLK            | 25         | 13        | 14       | 53.8     | 26                | 6                                | 3         | 8         | 4          | 5           | 34.6          |
| PULASKI         | 38         | 19        | 13       | 41.9     | 31                | 13                               | 4         | 8         | 2          | 4           | 19.4          |
| ST CLAIR        | 8          | 7         | 5        | 41.7     | 12                | 4                                | 1         | 5         | 0          | 2           | 16.7          |
| STONE           | 31         | 8         | 15       | 65.2     | 23                | 11                               | 4         | 6         | 2          | 0           | 8.7           |
| TANEY           | 45         | 20        | 26       | 61.9     | 42                | 26                               | 3         | 13        | 0          | 0           | 0.0           |
| TEXAS           | 31         | 16        | 6        | 33.3     | 18                | 10                               | 4         | 4         | 0          | 0           | 0.0           |
| VERNON          | 31         | 19        | 6        | 28.6     | 21                | 10                               | 5         | 3         | 1          | 2           | 14.3          |
| WEBSTER         | 24         | 12        | 10       | 50.0     | 20                | 12                               | 5         | 2         | 0          | 1           | 5.0           |
| WRIGHT          | 29         | 21        | 9        | 30.0     | 30                | 19                               | 1         | 8         | 1          | 1           | 6.7           |
| TOTAL AREA 4    | 1,203      | 666       | 502      | 47.3     | 1,061             | 484                              | 149       | 299       | 43         | 86          | 12.2          |
| AREA 5          |            |           |          |          |                   |                                  |           |           |            |             |               |
| JACKSON         | 615        | 345       | 288      | 53.6     | 537               | 180                              | 69        | 214       | 21         | 53          | 13.8          |
| TOTAL AREA 5    | 615        | 345       | 288      | 53.6     | 537               | 180                              | 69        | 214       | 21         | 53          | 13.8          |
| AREA 6          |            |           |          |          |                   |                                  |           |           |            |             |               |
| ST LOUIS CITY   | 655        | 304       | 306      | 55.1     | 555               | 212                              | 68        | 185       | 39         | 51          | 16.2          |
| TOTAL AREA 6    | 655        | 304       | 306      | 55.1     | 555               | 212                              | 68        | 185       | 39         | 51          | 16.2          |
| AREA 7          |            |           |          |          |                   |                                  |           |           |            |             |               |
| ST LOUIS COUNTY | 387        | 220       | 184      | 54.6     | 337               | 100                              | 43        | 122       | 43         | 29          | 21.4          |
| TOTAL AREA 7    | 387        | 220       | 184      | 54.6     | 337               | 100                              | 43        | 122       | 43         | 29          | 21.4          |
| STATEWIDE       | 4,924      | 2,622     | 2,236    | 51.6     | 4,337             | 1,893                            | 660       | 1,255     | 208        | 321         | 12.2          |

\*THIS TABLE DOES NOT INCLUDE SPENDDOWN CASES

TABLE 21.

MA & NC > = 65 YEARS OF AGE\*  
OCTOBER 2001

| COUNTY         | #<br>REC'D | #<br>APPR | #<br>REJ | %<br>REJ | TOTAL<br>RESOLVED | -----APPLICATION RESOLUTION----- |           |           |            |             | % >45<br>DAYS |       |
|----------------|------------|-----------|----------|----------|-------------------|----------------------------------|-----------|-----------|------------|-------------|---------------|-------|
|                |            |           |          |          |                   | UNDER<br>31                      | 31-<br>45 | 46-<br>90 | 91-<br>105 | OVER<br>105 |               |       |
| <b>AREA 1</b>  |            |           |          |          |                   |                                  |           |           |            |             |               |       |
| ANDREW         | 3          | 3         | 0        | 0.0      | 3                 | 2                                | 1         | 0         | 0          | 0           | 0             | 0.0   |
| ATCHISON       | 2          | 1         | 0        | 0.0      | 1                 | 0                                | 0         | 1         | 0          | 0           | 0             | 100.0 |
| BUCHANAN       | 23         | 14        | 3        | 17.6     | 16                | 8                                | 5         | 1         | 2          | 0           | 0             | 18.8  |
| CALDWELL       | 2          | 2         | 0        | 0.0      | 2                 | 1                                | 1         | 0         | 0          | 0           | 0             | 0.0   |
| CARROLL        | 0          | 1         | 1        | 50.0     | 1                 | 0                                | 0         | 0         | 0          | 1           | 1             | 100.0 |
| CASS           | 20         | 12        | 5        | 29.4     | 16                | 5                                | 6         | 4         | 0          | 1           | 1             | 31.3  |
| CHARITON       | 2          | 3         | 1        | 25.0     | 4                 | 3                                | 0         | 0         | 1          | 0           | 0             | 25.0  |
| CLAY           | 34         | 17        | 9        | 34.6     | 24                | 11                               | 7         | 4         | 1          | 1           | 1             | 25.0  |
| CLINTON        | 3          | 2         | 1        | 33.3     | 3                 | 0                                | 0         | 2         | 1          | 0           | 0             | 100.0 |
| COOPER         | 7          | 4         | 0        | 0.0      | 3                 | 1                                | 0         | 2         | 0          | 0           | 0             | 66.7  |
| DAVISS         | 4          | 2         | 2        | 50.0     | 4                 | 2                                | 0         | 2         | 0          | 0           | 0             | 50.0  |
| DE KALB        | 4          | 5         | 0        | 0.0      | 3                 | 1                                | 0         | 0         | 1          | 1           | 1             | 66.7  |
| GENTRY         | 3          | 3         | 0        | 0.0      | 3                 | 3                                | 0         | 0         | 0          | 0           | 0             | 0.0   |
| GRUNDY         | 3          | 5         | 0        | 0.0      | 5                 | 2                                | 2         | 1         | 0          | 0           | 0             | 20.0  |
| HARRISON       | 1          | 6         | 0        | 0.0      | 6                 | 0                                | 4         | 2         | 0          | 0           | 0             | 33.3  |
| HOLT           | 3          | 0         | 0        | 0.0      | 0                 | 0                                | 0         | 0         | 0          | 0           | 0             | 0.0   |
| HOWARD         | 0          | 0         | 1        | 100.0    | 1                 | 1                                | 0         | 0         | 0          | 0           | 0             | 0.0   |
| JOHNSON        | 6          | 8         | 0        | 0.0      | 8                 | 3                                | 0         | 4         | 0          | 1           | 1             | 62.5  |
| LAFAYETTE      | 7          | 3         | 2        | 40.0     | 5                 | 1                                | 2         | 1         | 1          | 0           | 0             | 40.0  |
| LINN           | 4          | 1         | 0        | 0.0      | 1                 | 1                                | 0         | 0         | 0          | 0           | 0             | 0.0   |
| LIVINGSTON     | 5          | 7         | 1        | 12.5     | 6                 | 4                                | 2         | 0         | 0          | 0           | 0             | 0.0   |
| MERCER         | 3          | 1         | 1        | 50.0     | 1                 | 1                                | 0         | 0         | 0          | 0           | 0             | 0.0   |
| NODAWAY        | 11         | 3         | 1        | 25.0     | 4                 | 4                                | 0         | 0         | 0          | 0           | 0             | 0.0   |
| PETTIS         | 9          | 13        | 6        | 31.6     | 18                | 9                                | 3         | 5         | 0          | 1           | 1             | 33.3  |
| PLATTE         | 10         | 4         | 2        | 33.3     | 6                 | 1                                | 1         | 2         | 2          | 0           | 0             | 66.7  |
| PUTNAM         | 4          | 2         | 0        | 0.0      | 2                 | 2                                | 0         | 0         | 0          | 0           | 0             | 0.0   |
| RANDOLPH       | 7          | 10        | 4        | 28.6     | 7                 | 2                                | 4         | 1         | 0          | 0           | 0             | 14.3  |
| RAY            | 8          | 7         | 0        | 0.0      | 7                 | 3                                | 1         | 3         | 0          | 0           | 0             | 42.9  |
| SALINE         | 8          | 11        | 2        | 15.4     | 8                 | 5                                | 1         | 2         | 0          | 0           | 0             | 25.0  |
| SULLIVAN       | 2          | 3         | 0        | 0.0      | 3                 | 1                                | 1         | 0         | 1          | 0           | 0             | 33.3  |
| WORTH          | 0          | 1         | 0        | 0.0      | 1                 | 0                                | 0         | 1         | 0          | 0           | 0             | 100.0 |
| TOTAL AREA 1   | 198        | 154       | 42       | 21.4     | 172               | 77                               | 41        | 38        | 10         | 6           | 6             | 31.4  |
| <b>AREA 2</b>  |            |           |          |          |                   |                                  |           |           |            |             |               |       |
| ADAIR          | 6          | 4         | 0        | 0.0      | 4                 | 2                                | 1         | 1         | 0          | 0           | 0             | 25.0  |
| AUDRAIN        | 4          | 5         | 2        | 28.6     | 6                 | 2                                | 2         | 2         | 0          | 0           | 0             | 33.3  |
| BOONE          | 14         | 9         | 4        | 30.8     | 13                | 5                                | 2         | 4         | 0          | 2           | 2             | 46.2  |
| CALLAWAY       | 7          | 12        | 1        | 7.7      | 11                | 3                                | 1         | 3         | 1          | 3           | 3             | 63.6  |
| CLARK          | 2          | 2         | 0        | 0.0      | 2                 | 1                                | 1         | 0         | 0          | 0           | 0             | 0.0   |
| COLE           | 16         | 6         | 4        | 40.0     | 9                 | 4                                | 3         | 2         | 0          | 0           | 0             | 22.2  |
| FRANKLIN       | 20         | 18        | 6        | 25.0     | 24                | 13                               | 3         | 5         | 1          | 2           | 2             | 33.3  |
| GASCONADE      | 3          | 3         | 0        | 0.0      | 3                 | 1                                | 1         | 1         | 0          | 0           | 0             | 33.3  |
| JEFFERSON      | 39         | 19        | 16       | 45.7     | 23                | 10                               | 6         | 5         | 1          | 1           | 1             | 30.4  |
| KNOX           | 0          | 0         | 1        | 100.0    | 1                 | 0                                | 1         | 0         | 0          | 0           | 0             | 0.0   |
| LEWIS          | 6          | 3         | 2        | 40.0     | 5                 | 2                                | 3         | 0         | 0          | 0           | 0             | 0.0   |
| LINCOLN        | 8          | 8         | 4        | 33.3     | 11                | 4                                | 4         | 3         | 0          | 0           | 0             | 27.3  |
| MACON          | 2          | 3         | 0        | 0.0      | 3                 | 1                                | 0         | 2         | 0          | 0           | 0             | 66.7  |
| MARION         | 11         | 6         | 5        | 45.5     | 10                | 3                                | 6         | 0         | 0          | 1           | 1             | 10.0  |
| MONROE         | 4          | 1         | 0        | 0.0      | 0                 | 0                                | 0         | 0         | 0          | 0           | 0             | 0.0   |
| MONTGOMERY     | 10         | 11        | 3        | 21.4     | 11                | 5                                | 4         | 1         | 0          | 1           | 1             | 18.2  |
| OSAGE          | 6          | 4         | 0        | 0.0      | 4                 | 3                                | 1         | 0         | 0          | 0           | 0             | 0.0   |
| PIKE           | 4          | 5         | 1        | 16.7     | 5                 | 3                                | 2         | 0         | 0          | 0           | 0             | 0.0   |
| RALLS          | 0          | 1         | 0        | 0.0      | 1                 | 1                                | 0         | 0         | 0          | 0           | 0             | 0.0   |
| ST CHARLES     | 32         | 24        | 3        | 11.1     | 21                | 14                               | 5         | 1         | 1          | 0           | 0             | 9.5   |
| SCHUYLER       | 0          | 2         | 0        | 0.0      | 2                 | 1                                | 1         | 0         | 0          | 0           | 0             | 0.0   |
| SCOTLAND       | 1          | 3         | 0        | 0.0      | 3                 | 3                                | 0         | 0         | 0          | 0           | 0             | 0.0   |
| SHELBY         | 2          | 3         | 1        | 25.0     | 4                 | 2                                | 1         | 1         | 0          | 0           | 0             | 25.0  |
| WARREN         | 3          | 2         | 2        | 50.0     | 4                 | 3                                | 1         | 0         | 0          | 0           | 0             | 0.0   |
| TOTAL AREA 2   | 200        | 154       | 55       | 26.3     | 180               | 86                               | 49        | 31        | 4          | 10          | 10            | 25.0  |
| <b>AREA 3</b>  |            |           |          |          |                   |                                  |           |           |            |             |               |       |
| BOLLINGER      | 0          | 1         | 0        | 0.0      | 1                 | 0                                | 1         | 0         | 0          | 0           | 0             | 0.0   |
| BUTLER         | 11         | 12        | 2        | 14.3     | 14                | 9                                | 3         | 2         | 0          | 0           | 0             | 14.3  |
| CAPE GIRARDEAU | 19         | 10        | 9        | 47.4     | 16                | 4                                | 9         | 3         | 0          | 0           | 0             | 18.8  |
| CARTER         | 3          | 3         | 0        | 0.0      | 3                 | 3                                | 0         | 0         | 0          | 0           | 0             | 0.0   |
| CRAWFORD       | 7          | 6         | 3        | 33.3     | 9                 | 5                                | 4         | 0         | 0          | 0           | 0             | 0.0   |
| DENT           | 3          | 4         | 0        | 0.0      | 4                 | 1                                | 3         | 0         | 0          | 0           | 0             | 0.0   |
| DUNKLIN        | 19         | 13        | 1        | 7.1      | 13                | 10                               | 0         | 3         | 0          | 0           | 0             | 23.1  |
| HOWELL         | 11         | 14        | 4        | 22.2     | 18                | 13                               | 2         | 3         | 0          | 0           | 0             | 16.7  |

TABLE 21.

MA & NC > = 65 YEARS OF AGE\*  
OCTOBER 2001

| COUNTY          | #<br>REC'D | #<br>APPR | #<br>REJ | %<br>REJ | TOTAL<br>RESOLVED | -----APPLICATION RESOLUTION----- |           |           |            |             | % >45<br>DAYS |
|-----------------|------------|-----------|----------|----------|-------------------|----------------------------------|-----------|-----------|------------|-------------|---------------|
|                 |            |           |          |          |                   | UNDER<br>31                      | 31-<br>45 | 46-<br>90 | 91-<br>105 | OVER<br>105 |               |
| IRON            | 2          | 6         | 2        | 25.0     | 3                 | 0                                | 2         | 0         | 0          | 1           | 33.3          |
| MADISON         | 4          | 4         | 0        | 0.0      | 4                 | 3                                | 1         | 0         | 0          | 0           | 0.0           |
| MISSISSIPPI     | 5          | 6         | 1        | 14.3     | 7                 | 7                                | 0         | 0         | 0          | 0           | 0.0           |
| NEW MADRID      | 2          | 3         | 0        | 0.0      | 3                 | 3                                | 0         | 0         | 0          | 0           | 0.0           |
| OREGON          | 6          | 6         | 1        | 14.3     | 6                 | 4                                | 1         | 0         | 0          | 1           | 16.7          |
| PEMISCOT        | 11         | 6         | 0        | 0.0      | 6                 | 4                                | 1         | 1         | 0          | 0           | 16.7          |
| PERRY           | 5          | 5         | 0        | 0.0      | 5                 | 0                                | 3         | 1         | 0          | 1           | 40.0          |
| REYNOLDS        | 1          | 1         | 1        | 50.0     | 2                 | 1                                | 1         | 0         | 0          | 0           | 0.0           |
| RIPLEY          | 7          | 6         | 1        | 14.3     | 5                 | 3                                | 0         | 2         | 0          | 0           | 40.0          |
| ST FRANCOIS     | 17         | 22        | 6        | 21.4     | 22                | 13                               | 2         | 4         | 2          | 1           | 31.8          |
| STE GENEVIEVE   | 2          | 1         | 0        | 0.0      | 0                 | 0                                | 0         | 0         | 0          | 0           | 0.0           |
| SCOTT           | 13         | 10        | 3        | 23.1     | 11                | 4                                | 0         | 7         | 0          | 0           | 63.6          |
| SHANNON         | 1          | 2         | 0        | 0.0      | 2                 | 2                                | 0         | 0         | 0          | 0           | 0.0           |
| STODDARD        | 11         | 13        | 7        | 35.0     | 19                | 9                                | 6         | 3         | 0          | 1           | 21.1          |
| WASHINGTON      | 1          | 1         | 2        | 66.7     | 3                 | 1                                | 1         | 1         | 0          | 0           | 33.3          |
| WAYNE           | 4          | 8         | 0        | 0.0      | 8                 | 3                                | 0         | 4         | 0          | 1           | 62.5          |
| TOTAL AREA 3    | 165        | 163       | 43       | 20.9     | 184               | 102                              | 40        | 34        | 2          | 6           | 22.8          |
| AREA 4          |            |           |          |          |                   |                                  |           |           |            |             |               |
| BARRY           | 9          | 7         | 1        | 12.5     | 8                 | 6                                | 1         | 1         | 0          | 0           | 12.5          |
| BARTON          | 0          | 0         | 0        | 0.0      | 0                 | 0                                | 0         | 0         | 0          | 0           | 0.0           |
| BATES           | 3          | 5         | 2        | 28.6     | 6                 | 3                                | 1         | 2         | 0          | 0           | 33.3          |
| BENTON          | 4          | 2         | 2        | 50.0     | 3                 | 3                                | 0         | 0         | 0          | 0           | 0.0           |
| CAMDEN          | 5          | 4         | 1        | 20.0     | 5                 | 3                                | 0         | 2         | 0          | 0           | 40.0          |
| CEDAR           | 6          | 1         | 0        | 0.0      | 1                 | 1                                | 0         | 0         | 0          | 0           | 0.0           |
| CHRISTIAN       | 10         | 7         | 3        | 30.0     | 7                 | 1                                | 5         | 1         | 0          | 0           | 14.3          |
| DADE            | 3          | 4         | 0        | 0.0      | 3                 | 0                                | 2         | 1         | 0          | 0           | 33.3          |
| DALLAS          | 4          | 2         | 1        | 33.3     | 3                 | 1                                | 0         | 1         | 0          | 1           | 66.7          |
| DOUGLAS         | 3          | 3         | 2        | 40.0     | 4                 | 2                                | 1         | 1         | 0          | 0           | 25.0          |
| GREENE          | 41         | 39        | 17       | 30.4     | 47                | 15                               | 8         | 14        | 3          | 7           | 51.1          |
| HENRY           | 11         | 12        | 1        | 7.7      | 11                | 8                                | 1         | 2         | 0          | 0           | 18.2          |
| HICKORY         | 6          | 6         | 0        | 0.0      | 6                 | 4                                | 1         | 1         | 0          | 0           | 16.7          |
| JASPER          | 23         | 21        | 5        | 19.2     | 22                | 15                               | 5         | 2         | 0          | 0           | 9.1           |
| LACLEDE         | 9          | 13        | 0        | 0.0      | 10                | 5                                | 3         | 2         | 0          | 0           | 20.0          |
| LAWRENCE        | 13         | 7         | 3        | 30.0     | 9                 | 4                                | 3         | 2         | 0          | 0           | 22.2          |
| MCDONALD        | 3          | 7         | 0        | 0.0      | 6                 | 5                                | 0         | 1         | 0          | 0           | 16.7          |
| MARIES          | 1          | 0         | 0        | 0.0      | 0                 | 0                                | 0         | 0         | 0          | 0           | 0.0           |
| MILLER          | 6          | 3         | 2        | 40.0     | 5                 | 4                                | 0         | 0         | 1          | 0           | 20.0          |
| MONITEAU        | 3          | 6         | 0        | 0.0      | 5                 | 3                                | 2         | 0         | 0          | 0           | 0.0           |
| MORGAN          | 11         | 5         | 1        | 16.7     | 5                 | 4                                | 0         | 1         | 0          | 0           | 20.0          |
| NEWTON          | 30         | 16        | 9        | 36.0     | 22                | 15                               | 5         | 2         | 0          | 0           | 9.1           |
| OZARK           | 4          | 3         | 0        | 0.0      | 3                 | 2                                | 0         | 1         | 0          | 0           | 33.3          |
| PHELPS          | 14         | 4         | 0        | 0.0      | 4                 | 3                                | 1         | 0         | 0          | 0           | 0.0           |
| POLK            | 5          | 4         | 1        | 20.0     | 5                 | 2                                | 0         | 3         | 0          | 0           | 60.0          |
| PULASKI         | 9          | 4         | 2        | 33.3     | 5                 | 1                                | 4         | 0         | 0          | 0           | 0.0           |
| ST CLAIR        | 2          | 1         | 1        | 50.0     | 2                 | 2                                | 0         | 0         | 0          | 0           | 0.0           |
| STONE           | 5          | 4         | 0        | 0.0      | 3                 | 2                                | 0         | 0         | 0          | 1           | 33.3          |
| TANEY           | 13         | 2         | 3        | 60.0     | 5                 | 1                                | 3         | 0         | 0          | 1           | 20.0          |
| TEXAS           | 12         | 6         | 3        | 33.3     | 9                 | 8                                | 0         | 1         | 0          | 0           | 11.1          |
| VERNON          | 9          | 9         | 0        | 0.0      | 8                 | 5                                | 0         | 2         | 1          | 0           | 37.5          |
| WEBSTER         | 9          | 6         | 4        | 40.0     | 10                | 6                                | 4         | 0         | 0          | 0           | 0.0           |
| WRIGHT          | 8          | 6         | 0        | 0.0      | 5                 | 4                                | 1         | 0         | 0          | 0           | 0.0           |
| TOTAL AREA 4    | 294        | 219       | 64       | 22.6     | 247               | 138                              | 51        | 43        | 5          | 10          | 23.5          |
| AREA 5          |            |           |          |          |                   |                                  |           |           |            |             |               |
| JACKSON         | 131        | 97        | 20       | 17.1     | 106               | 42                               | 31        | 23        | 4          | 6           | 31.1          |
| TOTAL AREA 5    | 131        | 97        | 20       | 17.1     | 106               | 42                               | 31        | 23        | 4          | 6           | 31.1          |
| AREA 6          |            |           |          |          |                   |                                  |           |           |            |             |               |
| ST LOUIS CITY   | 91         | 71        | 27       | 27.6     | 91                | 25                               | 16        | 32        | 3          | 15          | 54.9          |
| TOTAL AREA 6    | 91         | 71        | 27       | 27.6     | 91                | 25                               | 16        | 32        | 3          | 15          | 54.9          |
| AREA 7          |            |           |          |          |                   |                                  |           |           |            |             |               |
| ST LOUIS COUNTY | 188        | 118       | 46       | 28.0     | 149               | 57                               | 59        | 27        | 3          | 3           | 22.1          |
| TOTAL AREA 7    | 188        | 118       | 46       | 28.0     | 149               | 57                               | 59        | 27        | 3          | 3           | 22.1          |
| STATEWIDE       | 1,267      | 976       | 297      | 23.3     | 1,129             | 527                              | 287       | 228       | 31         | 56          | 27.9          |

\*THIS TABLE DOES NOT INCLUDE SPENDDOWN CASES.



TABLE 22.

MA SPENDDOWN APPLICATIONS  
OCTOBER 2001

| COUNTY         | #<br>REC'D | #<br>APPR | #<br>REJ | %<br>REJ | TOTAL<br>RESOLVED | -----APPLICATION RESOLUTION----- |           |           |            |             |                |  |
|----------------|------------|-----------|----------|----------|-------------------|----------------------------------|-----------|-----------|------------|-------------|----------------|--|
|                |            |           |          |          |                   | UNDER<br>31                      | 31-<br>45 | 46-<br>90 | 91-<br>105 | OVER<br>105 | % >105<br>DAYS |  |
| AREA 1         |            |           |          |          |                   |                                  |           |           |            |             |                |  |
| ANDREW         | 23         | 14        | 7        | 33.3     | 21                | 13                               | 2         | 4         | 0          | 2           | 9.5            |  |
| ATCHISON       | 26         | 20        | 6        | 23.1     | 26                | 14                               | 5         | 4         | 3          | 0           | 0.0            |  |
| BUCHANAN       | 288        | 243       | 71       | 22.6     | 314               | 215                              | 20        | 61        | 15         | 3           | 1.0            |  |
| CALDWELL       | 27         | 14        | 4        | 22.2     | 18                | 15                               | 0         | 3         | 0          | 0           | 0.0            |  |
| CARROLL        | 33         | 26        | 3        | 10.3     | 29                | 21                               | 2         | 5         | 1          | 0           | 0.0            |  |
| CASS           | 122        | 99        | 30       | 23.3     | 129               | 97                               | 6         | 16        | 8          | 2           | 1.6            |  |
| CHARITON       | 21         | 17        | 5        | 22.7     | 22                | 17                               | 3         | 2         | 0          | 0           | 0.0            |  |
| CLAY           | 228        | 151       | 66       | 30.4     | 217               | 149                              | 14        | 36        | 11         | 7           | 3.2            |  |
| CLINTON        | 31         | 22        | 9        | 29.0     | 31                | 18                               | 2         | 9         | 1          | 1           | 3.2            |  |
| COOPER         | 29         | 28        | 7        | 20.0     | 35                | 19                               | 4         | 10        | 2          | 0           | 0.0            |  |
| DAVISS         | 37         | 28        | 3        | 9.7      | 31                | 27                               | 0         | 4         | 0          | 0           | 0.0            |  |
| DE KALB        | 28         | 25        | 9        | 26.5     | 34                | 22                               | 1         | 8         | 1          | 2           | 5.9            |  |
| GENTRY         | 37         | 27        | 3        | 10.0     | 30                | 28                               | 0         | 1         | 0          | 1           | 3.3            |  |
| GRUNDY         | 35         | 29        | 8        | 21.6     | 37                | 23                               | 4         | 9         | 1          | 0           | 0.0            |  |
| HARRISON       | 43         | 33        | 12       | 26.7     | 45                | 34                               | 1         | 3         | 7          | 0           | 0.0            |  |
| HOLT           | 28         | 17        | 8        | 32.0     | 25                | 14                               | 3         | 5         | 3          | 0           | 0.0            |  |
| HOWARD         | 26         | 16        | 9        | 36.0     | 25                | 17                               | 4         | 4         | 0          | 0           | 0.0            |  |
| JOHNSON        | 80         | 51        | 14       | 21.5     | 65                | 50                               | 5         | 9         | 0          | 1           | 1.5            |  |
| LAFAYETTE      | 90         | 75        | 13       | 14.8     | 88                | 67                               | 8         | 8         | 3          | 2           | 2.3            |  |
| LINN           | 69         | 35        | 9        | 20.5     | 44                | 33                               | 2         | 8         | 1          | 0           | 0.0            |  |
| LIVINGSTON     | 47         | 34        | 10       | 22.7     | 44                | 32                               | 5         | 7         | 0          | 0           | 0.0            |  |
| MERCER         | 8          | 6         | 3        | 33.3     | 9                 | 7                                | 0         | 2         | 0          | 0           | 0.0            |  |
| NODAWAY        | 55         | 43        | 16       | 27.1     | 59                | 41                               | 4         | 11        | 1          | 2           | 3.4            |  |
| PETTIS         | 121        | 82        | 29       | 26.1     | 111               | 77                               | 5         | 19        | 8          | 2           | 1.8            |  |
| PLATTE         | 62         | 53        | 15       | 22.1     | 68                | 44                               | 4         | 12        | 6          | 2           | 2.9            |  |
| PUTNAM         | 19         | 11        | 4        | 26.7     | 15                | 11                               | 1         | 1         | 2          | 0           | 0.0            |  |
| RANDOLPH       | 87         | 72        | 19       | 20.9     | 91                | 67                               | 6         | 9         | 9          | 0           | 0.0            |  |
| RAY            | 51         | 33        | 7        | 17.5     | 40                | 35                               | 0         | 3         | 2          | 0           | 0.0            |  |
| SALINE         | 77         | 61        | 25       | 29.1     | 86                | 54                               | 7         | 21        | 2          | 2           | 2.3            |  |
| SULLIVAN       | 22         | 22        | 4        | 15.4     | 26                | 18                               | 2         | 5         | 1          | 0           | 0.0            |  |
| WORTH          | 15         | 12        | 3        | 20.0     | 15                | 12                               | 0         | 3         | 0          | 0           | 0.0            |  |
| TOTAL AREA 1   | 1,865      | 1,399     | 431      | 23.6     | 1,830             | 1,291                            | 120       | 302       | 88         | 29          | 1.6            |  |
| AREA 2         |            |           |          |          |                   |                                  |           |           |            |             |                |  |
| ADAIR          | 74         | 62        | 17       | 21.5     | 79                | 57                               | 1         | 15        | 4          | 2           | 2.5            |  |
| AUDRAIN        | 77         | 63        | 20       | 24.1     | 83                | 51                               | 11        | 9         | 9          | 3           | 3.6            |  |
| BOONE          | 394        | 291       | 69       | 19.2     | 360               | 262                              | 21        | 41        | 18         | 18          | 5.0            |  |
| CALLAWAY       | 105        | 102       | 25       | 19.7     | 127               | 92                               | 6         | 16        | 7          | 6           | 4.7            |  |
| CLARK          | 28         | 24        | 4        | 14.3     | 28                | 21                               | 3         | 3         | 1          | 0           | 0.0            |  |
| COLE           | 146        | 107       | 32       | 23.0     | 139               | 88                               | 19        | 19        | 13         | 0           | 0.0            |  |
| FRANKLIN       | 139        | 95        | 19       | 16.7     | 114               | 87                               | 13        | 9         | 4          | 1           | 0.9            |  |
| GASCONADE      | 35         | 29        | 3        | 9.4      | 32                | 24                               | 3         | 5         | 0          | 0           | 0.0            |  |
| JEFFERSON      | 264        | 180       | 68       | 27.4     | 248               | 167                              | 21        | 37        | 18         | 5           | 2.0            |  |
| KNOX           | 12         | 6         | 3        | 33.3     | 9                 | 5                                | 0         | 1         | 3          | 0           | 0.0            |  |
| LEWIS          | 16         | 13        | 1        | 7.1      | 14                | 9                                | 3         | 2         | 0          | 0           | 0.0            |  |
| LINCOLN        | 95         | 73        | 25       | 25.5     | 98                | 71                               | 8         | 12        | 7          | 0           | 0.0            |  |
| MACON          | 56         | 54        | 6        | 10.0     | 60                | 46                               | 2         | 8         | 4          | 0           | 0.0            |  |
| MARION         | 109        | 100       | 15       | 13.0     | 115               | 75                               | 15        | 17        | 8          | 0           | 0.0            |  |
| MONROE         | 35         | 23        | 7        | 23.3     | 30                | 23                               | 3         | 4         | 0          | 0           | 0.0            |  |
| MONTGOMERY     | 31         | 24        | 6        | 20.0     | 30                | 22                               | 1         | 5         | 1          | 1           | 3.3            |  |
| OSAGE          | 17         | 9         | 3        | 25.0     | 12                | 9                                | 0         | 2         | 1          | 0           | 0.0            |  |
| PIKE           | 62         | 39        | 12       | 23.5     | 51                | 22                               | 5         | 13        | 9          | 2           | 3.9            |  |
| RALLS          | 18         | 19        | 3        | 13.6     | 22                | 11                               | 5         | 5         | 1          | 0           | 0.0            |  |
| ST CHARLES     | 217        | 203       | 43       | 17.5     | 246               | 174                              | 20        | 38        | 12         | 2           | 0.8            |  |
| SCHUYLER       | 11         | 12        | 2        | 14.3     | 14                | 10                               | 0         | 3         | 1          | 0           | 0.0            |  |
| SCOTLAND       | 20         | 10        | 3        | 23.1     | 13                | 9                                | 0         | 3         | 1          | 0           | 0.0            |  |
| SHELBY         | 16         | 7         | 4        | 36.4     | 11                | 5                                | 2         | 2         | 2          | 0           | 0.0            |  |
| WARREN         | 60         | 34        | 10       | 22.7     | 44                | 37                               | 3         | 3         | 1          | 0           | 0.0            |  |
| TOTAL AREA 2   | 2,037      | 1,579     | 400      | 20.2     | 1,979             | 1,377                            | 165       | 272       | 125        | 40          | 2.0            |  |
| AREA 3         |            |           |          |          |                   |                                  |           |           |            |             |                |  |
| BOLLINGER      | 51         | 27        | 7        | 20.6     | 34                | 20                               | 1         | 7         | 5          | 1           | 2.9            |  |
| BUTLER         | 232        | 181       | 43       | 19.2     | 224               | 172                              | 18        | 24        | 10         | 0           | 0.0            |  |
| CAPE GIRARDEAU | 156        | 109       | 43       | 28.3     | 152               | 87                               | 21        | 25        | 10         | 9           | 5.9            |  |
| CARTER         | 47         | 22        | 6        | 21.4     | 28                | 21                               | 0         | 5         | 2          | 0           | 0.0            |  |
| CRAWFORD       | 75         | 52        | 20       | 27.8     | 72                | 45                               | 5         | 18        | 4          | 0           | 0.0            |  |
| DENT           | 66         | 55        | 12       | 17.9     | 67                | 52                               | 3         | 11        | 1          | 0           | 0.0            |  |
| DUNKLIN        | 274        | 209       | 28       | 11.8     | 237               | 196                              | 10        | 25        | 2          | 4           | 1.7            |  |

TABLE 22.

 MA SPENDDOWN APPLICATIONS  
 OCTOBER 2001

| COUNTY          | N<br>REC'D | N<br>APPR | N<br>REJ | %    | TOTAL<br>RESOLVED | -----APPLICATION RESOLUTION----- |           |           |            |             |                |
|-----------------|------------|-----------|----------|------|-------------------|----------------------------------|-----------|-----------|------------|-------------|----------------|
|                 |            |           |          |      |                   | UNDER<br>31                      | 31-<br>45 | 46-<br>90 | 91-<br>105 | OVER<br>105 | % >105<br>DAYS |
| HOWELL          | 143        | 108       | 36       | 25.0 | 144               | 90                               | 10        | 32        | 11         | 1           | 0.7            |
| IRON            | 76         | 61        | 19       | 23.7 | 80                | 63                               | 7         | 10        | 0          | 0           | 0.0            |
| MADISON         | 45         | 42        | 11       | 20.8 | 53                | 35                               | 3         | 11        | 4          | 0           | 0.0            |
| MISSISSIPPI     | 83         | 64        | 7        | 9.9  | 71                | 59                               | 3         | 9         | 0          | 0           | 0.0            |
| NEW MADRID      | 107        | 75        | 26       | 25.7 | 101               | 73                               | 13        | 11        | 3          | 1           | 1.0            |
| OREGON          | 65         | 51        | 12       | 19.0 | 63                | 44                               | 2         | 14        | 0          | 3           | 4.8            |
| PEMISCOT        | 122        | 84        | 22       | 20.8 | 106               | 82                               | 3         | 14        | 6          | 1           | 0.9            |
| PERRY           | 57         | 30        | 8        | 21.1 | 38                | 25                               | 3         | 6         | 3          | 1           | 2.6            |
| REYNOLDS        | 46         | 37        | 9        | 19.6 | 46                | 29                               | 4         | 12        | 1          | 0           | 0.0            |
| RIPLEY          | 96         | 80        | 10       | 11.1 | 90                | 63                               | 6         | 20        | 1          | 0           | 0.0            |
| ST FRANCOIS     | 244        | 191       | 55       | 22.4 | 246               | 180                              | 16        | 35        | 12         | 3           | 1.2            |
| STE GENEVIEVE   | 56         | 40        | 7        | 14.9 | 47                | 35                               | 3         | 8         | 1          | 0           | 0.0            |
| SCOTT           | 229        | 175       | 34       | 16.3 | 209               | 165                              | 12        | 15        | 9          | 8           | 3.8            |
| SHANNON         | 40         | 29        | 8        | 21.6 | 37                | 23                               | 6         | 7         | 1          | 0           | 0.0            |
| STODDARD        | 193        | 142       | 44       | 23.7 | 186               | 132                              | 12        | 33        | 9          | 0           | 0.0            |
| WASHINGTON      | 112        | 81        | 15       | 15.6 | 96                | 77                               | 6         | 11        | 1          | 1           | 1.0            |
| WAYNE           | 109        | 88        | 20       | 18.5 | 108               | 78                               | 10        | 12        | 3          | 5           | 4.6            |
| TOTAL AREA 3    | 2,724      | 2,033     | 502      | 19.8 | 2,535             | 1,846                            | 177       | 375       | 99         | 38          | 1.5            |
| AREA 4          |            |           |          |      |                   |                                  |           |           |            |             |                |
| BARRY           | 126        | 104       | 12       | 10.3 | 116               | 99                               | 5         | 8         | 4          | 0           | 0.0            |
| BARTON          | 57         | 38        | 14       | 26.9 | 52                | 40                               | 4         | 3         | 2          | 3           | 5.8            |
| BATES           | 55         | 36        | 16       | 30.8 | 52                | 36                               | 2         | 10        | 4          | 0           | 0.0            |
| BENTON          | 111        | 78        | 12       | 13.3 | 90                | 68                               | 5         | 13        | 4          | 0           | 0.0            |
| CAMDEN          | 105        | 86        | 15       | 14.9 | 101               | 66                               | 8         | 24        | 3          | 0           | 0.0            |
| CEDAR           | 66         | 65        | 12       | 15.6 | 77                | 59                               | 4         | 6         | 7          | 1           | 1.3            |
| CHRISTIAN       | 132        | 83        | 35       | 29.7 | 118               | 79                               | 8         | 10        | 18         | 3           | 2.5            |
| DADE            | 23         | 25        | 3        | 10.7 | 28                | 20                               | 2         | 5         | 0          | 1           | 3.6            |
| DALLAS          | 57         | 46        | 12       | 20.7 | 58                | 41                               | 3         | 9         | 5          | 0           | 0.0            |
| DOUGLAS         | 61         | 51        | 2        | 3.8  | 53                | 46                               | 4         | 3         | 0          | 0           | 0.0            |
| GREENE          | 564        | 483       | 89       | 15.6 | 572               | 444                              | 40        | 60        | 19         | 9           | 1.6            |
| HENRY           | 100        | 83        | 19       | 18.6 | 102               | 75                               | 10        | 12        | 3          | 2           | 2.0            |
| HICKORY         | 46         | 20        | 9        | 31.0 | 29                | 18                               | 1         | 8         | 1          | 1           | 3.4            |
| JASPER          | 469        | 349       | 73       | 17.3 | 422               | 327                              | 19        | 44        | 19         | 13          | 3.1            |
| LACLEDE         | 136        | 90        | 33       | 26.8 | 123               | 84                               | 6         | 21        | 8          | 4           | 3.3            |
| LAWRENCE        | 142        | 108       | 28       | 20.6 | 136               | 99                               | 11        | 26        | 0          | 0           | 0.0            |
| MCDONALD        | 124        | 93        | 16       | 14.7 | 109               | 90                               | 3         | 11        | 3          | 2           | 1.8            |
| MARIES          | 41         | 30        | 5        | 14.3 | 35                | 32                               | 0         | 3         | 0          | 0           | 0.0            |
| MILLER          | 89         | 83        | 12       | 12.6 | 95                | 62                               | 6         | 25        | 2          | 0           | 0.0            |
| MONITEAU        | 28         | 16        | 6        | 27.3 | 22                | 16                               | 0         | 5         | 0          | 1           | 4.5            |
| MORGAN          | 90         | 53        | 23       | 30.3 | 76                | 48                               | 10        | 14        | 4          | 0           | 0.0            |
| NEWTON          | 172        | 146       | 41       | 21.9 | 187               | 143                              | 4         | 29        | 9          | 2           | 1.1            |
| OZARK           | 47         | 35        | 14       | 28.6 | 49                | 36                               | 3         | 9         | 1          | 0           | 0.0            |
| PHELPS          | 128        | 107       | 16       | 13.0 | 123               | 97                               | 2         | 16        | 8          | 0           | 0.0            |
| POLK            | 88         | 74        | 13       | 14.9 | 87                | 67                               | 3         | 9         | 6          | 2           | 2.3            |
| PULASKI         | 66         | 49        | 22       | 31.0 | 71                | 43                               | 1         | 18        | 6          | 3           | 4.2            |
| ST CLAIR        | 66         | 44        | 13       | 22.8 | 57                | 47                               | 3         | 5         | 2          | 0           | 0.0            |
| STONE           | 67         | 43        | 17       | 28.3 | 60                | 38                               | 5         | 16        | 1          | 0           | 0.0            |
| TANEY           | 115        | 85        | 24       | 22.0 | 109               | 78                               | 5         | 20        | 6          | 0           | 0.0            |
| TEXAS           | 118        | 104       | 12       | 10.3 | 116               | 101                              | 2         | 12        | 1          | 0           | 0.0            |
| VERNON          | 65         | 49        | 9        | 15.5 | 58                | 47                               | 3         | 7         | 0          | 1           | 1.7            |
| WEBSTER         | 74         | 55        | 22       | 28.6 | 77                | 45                               | 2         | 25        | 2          | 3           | 3.9            |
| WRIGHT          | 112        | 94        | 8        | 7.8  | 102               | 88                               | 3         | 10        | 1          | 0           | 0.0            |
| TOTAL AREA 4    | 3,740      | 2,905     | 657      | 18.4 | 3,562             | 2,679                            | 187       | 496       | 149        | 51          | 1.4            |
| AREA 5          |            |           |          |      |                   |                                  |           |           |            |             |                |
| JACKSON         | 1,205      | 872       | 255      | 22.6 | 1,127             | 676                              | 92        | 232       | 77         | 50          | 4.4            |
| TOTAL AREA 5    | 1,205      | 872       | 255      | 22.6 | 1,127             | 676                              | 92        | 232       | 77         | 50          | 4.4            |
| AREA 6          |            |           |          |      |                   |                                  |           |           |            |             |                |
| ST LOUIS CITY   | 714        | 488       | 184      | 27.4 | 672               | 373                              | 37        | 161       | 40         | 61          | 9.1            |
| TOTAL AREA 6    | 714        | 488       | 184      | 27.4 | 672               | 373                              | 37        | 161       | 40         | 61          | 9.1            |
| AREA 7          |            |           |          |      |                   |                                  |           |           |            |             |                |
| ST LOUIS COUNTY | 756        | 554       | 192      | 25.7 | 746               | 433                              | 60        | 137       | 64         | 52          | 7.0            |
| TOTAL AREA 7    | 756        | 554       | 192      | 25.7 | 746               | 433                              | 60        | 137       | 64         | 52          | 7.0            |
| STATEWIDE       | 13,041     | 9,830     | 2,621    | 21.1 | 12,451            | 8,675                            | 838       | 1,975     | 642        | 321         | 2.6            |

TABLE 23.

BP AND SAB APPLICATIONS  
OCTOBER 2001

| COUNTY         | #<br>REC'D | #<br>APPR | #<br>REJ | %<br>REJ | TOTAL<br>RESOLVED | -----APPLICATION RESOLUTION----- |           |           |            |             |               |  |
|----------------|------------|-----------|----------|----------|-------------------|----------------------------------|-----------|-----------|------------|-------------|---------------|--|
|                |            |           |          |          |                   | UNDER<br>31                      | 31-<br>45 | 46-<br>90 | 91-<br>105 | OVER<br>105 | % >90<br>DAYS |  |
| AREA 1         |            |           |          |          |                   |                                  |           |           |            |             |               |  |
| ANDREW         | 2          | 0         | 1        | 100.0    | 1                 | 1                                | 0         | 0         | 0          | 0           | 0.0           |  |
| ATCHISON       | 2          | 0         | 2        | 100.0    | 2                 | 2                                | 0         | 0         | 0          | 0           | 0.0           |  |
| BUCHANAN       | 2          | 1         | 3        | 75.0     | 18                | 10                               | 3         | 2         | 2          | 1           | 16.7          |  |
| CALDWELL       | 1          | 0         | 2        | 100.0    | 2                 | 0                                | 0         | 0         | 0          | 2           | 100.0         |  |
| CARROLL        | 0          | 0         | 0        | .        | 1                 | 0                                | 1         | 0         | 0          | 0           | 0.0           |  |
| CASS           | 1          | 1         | 1        | 50.0     | 4                 | 1                                | 1         | 2         | 0          | 0           | 0.0           |  |
| CHARITON       | 1          | 0         | 1        | 100.0    | 1                 | 1                                | 0         | 0         | 0          | 0           | 0.0           |  |
| CLAY           | 2          | 2         | 1        | 33.3     | 19                | 16                               | 0         | 3         | 0          | 0           | 0.0           |  |
| CLINTON        | 0          | 0         | 0        | 0.0      | 0                 | 0                                | 0         | 0         | 0          | 0           | 0.0           |  |
| COOPER         | 0          | 0         | 0        | .        | 1                 | 0                                | 1         | 0         | 0          | 0           | 0.0           |  |
| DAVISS         | 1          | 0         | 1        | 100.0    | 1                 | 1                                | 0         | 0         | 0          | 0           | 0.0           |  |
| DE KALB        | 0          | 1         | 0        | 0.0      | 3                 | 2                                | 0         | 0         | 0          | 1           | 33.3          |  |
| GENTRY         | 0          | 0         | 2        | 100.0    | 2                 | 0                                | 2         | 0         | 0          | 0           | 0.0           |  |
| GRUNDY         | 2          | 0         | 2        | 100.0    | 2                 | 2                                | 0         | 0         | 0          | 0           | 0.0           |  |
| HARRISON       | 0          | 0         | 0        | 0.0      | 0                 | 0                                | 0         | 0         | 0          | 0           | 0.0           |  |
| HOLT           | 0          | 0         | 0        | 0.0      | 0                 | 0                                | 0         | 0         | 0          | 0           | 0.0           |  |
| HOWARD         | 0          | 0         | 0        | 0.0      | 0                 | 0                                | 0         | 0         | 0          | 0           | 0.0           |  |
| JOHNSON        | 1          | 2         | 3        | 60.0     | 5                 | 0                                | 0         | 2         | 1          | 2           | 60.0          |  |
| LAFAYETTE      | 0          | 0         | 2        | 100.0    | 5                 | 3                                | 0         | 0         | 2          | 2           | 40.0          |  |
| LINN           | 2          | 0         | 2        | 100.0    | 2                 | 2                                | 0         | 0         | 0          | 0           | 0.0           |  |
| LIVINGSTON     | 2          | 0         | 2        | 100.0    | 4                 | 2                                | 0         | 0         | 0          | 2           | 50.0          |  |
| MERCER         | 0          | 0         | 2        | 100.0    | 3                 | 1                                | 0         | 2         | 0          | 0           | 0.0           |  |
| NODAWAY        | 0          | 0         | 0        | .        | 1                 | 1                                | 0         | 0         | 0          | 0           | 0.0           |  |
| PETTIS         | 0          | 1         | 1        | 50.0     | 5                 | 3                                | 2         | 0         | 0          | 0           | 0.0           |  |
| PLATTE         | 0          | 1         | 0        | 0.0      | 5                 | 3                                | 1         | 1         | 0          | 0           | 0.0           |  |
| PUTNAM         | 0          | 0         | 0        | 0.0      | 0                 | 0                                | 0         | 0         | 0          | 0           | 0.0           |  |
| RANDOLPH       | 0          | 0         | 0        | .        | 8                 | 3                                | 4         | 1         | 0          | 0           | 0.0           |  |
| RAY            | 0          | 0         | 0        | .        | 1                 | 0                                | 0         | 1         | 0          | 0           | 0.0           |  |
| SALINE         | 1          | 0         | 3        | 100.0    | 8                 | 1                                | 2         | 4         | 1          | 0           | 12.5          |  |
| SULLIVAN       | 0          | 1         | 1        | 50.0     | 2                 | 0                                | 0         | 0         | 0          | 2           | 100.0         |  |
| WORTH          | 0          | 0         | 0        | 0.0      | 0                 | 0                                | 0         | 0         | 0          | 0           | 0.0           |  |
| TOTAL AREA 1   | 20         | 10        | 32       | 76.2     | 106               | 55                               | 17        | 18        | 4          | 12          | 15.1          |  |
| AREA 2         |            |           |          |          |                   |                                  |           |           |            |             |               |  |
| ADAIR          | 2          | 0         | 0        | .        | 7                 | 7                                | 0         | 0         | 0          | 0           | 0.0           |  |
| AUDRAIN        | 0          | 0         | 0        | .        | 4                 | 4                                | 0         | 0         | 0          | 0           | 0.0           |  |
| BOONE          | 2          | 2         | 2        | 50.0     | 33                | 28                               | 3         | 0         | 0          | 2           | 6.1           |  |
| CALLAWAY       | 2          | 0         | 2        | 100.0    | 9                 | 4                                | 2         | 3         | 0          | 0           | 0.0           |  |
| CLARK          | 0          | 0         | 0        | 0.0      | 0                 | 0                                | 0         | 0         | 0          | 0           | 0.0           |  |
| COLE           | 3          | 1         | 1        | 50.0     | 8                 | 2                                | 4         | 2         | 0          | 0           | 0.0           |  |
| FRANKLIN       | 2          | 0         | 0        | .        | 1                 | 1                                | 0         | 0         | 0          | 0           | 0.0           |  |
| GASCONADE      | 0          | 0         | 0        | 0.0      | 0                 | 0                                | 0         | 0         | 0          | 0           | 0.0           |  |
| JEFFERSON      | 3          | 1         | 4        | 80.0     | 47                | 29                               | 9         | 9         | 0          | 0           | 0.0           |  |
| KNOX           | 0          | 0         | 0        | 0.0      | 0                 | 0                                | 0         | 0         | 0          | 0           | 0.0           |  |
| LEWIS          | 0          | 2         | 0        | 0.0      | 2                 | 0                                | 2         | 0         | 0          | 0           | 0.0           |  |
| LINCOLN        | 1          | 0         | 0        | .        | 10                | 10                               | 0         | 0         | 0          | 0           | 0.0           |  |
| MACON          | 6          | 1         | 4        | 80.0     | 7                 | 4                                | 2         | 0         | 1          | 1           | 14.3          |  |
| MARION         | 0          | 0         | 2        | 100.0    | 7                 | 7                                | 0         | 0         | 0          | 0           | 0.0           |  |
| MONROE         | 2          | 0         | 0        | .        | 1                 | 1                                | 0         | 0         | 0          | 0           | 0.0           |  |
| MONTGOMERY     | 1          | 0         | 0        | .        | 4                 | 4                                | 0         | 0         | 0          | 0           | 0.0           |  |
| OSAGE          | 0          | 0         | 0        | .        | 1                 | 1                                | 0         | 0         | 0          | 0           | 0.0           |  |
| PIKE           | 0          | 1         | 0        | 0.0      | 2                 | 1                                | 0         | 0         | 0          | 1           | 50.0          |  |
| RALLS          | 2          | 0         | 0        | 0.0      | 0                 | 0                                | 0         | 0         | 0          | 0           | 0.0           |  |
| ST CHARLES     | 9          | 0         | 8        | 100.0    | 25                | 20                               | 2         | 3         | 0          | 0           | 0.0           |  |
| SCHUYLER       | 0          | 0         | 0        | 0.0      | 0                 | 0                                | 0         | 0         | 0          | 0           | 0.0           |  |
| SCOTLAND       | 0          | 0         | 0        | 0.0      | 0                 | 0                                | 0         | 0         | 0          | 0           | 0.0           |  |
| SHELBY         | 0          | 0         | 0        | .        | 1                 | 0                                | 1         | 0         | 0          | 0           | 0.0           |  |
| WARREN         | 0          | 0         | 0        | 0.0      | 0                 | 0                                | 0         | 0         | 0          | 0           | 0.0           |  |
| TOTAL AREA 2   | 35         | 8         | 23       | 74.2     | 169               | 123                              | 25        | 17        | 0          | 4           | 2.4           |  |
| AREA 3         |            |           |          |          |                   |                                  |           |           |            |             |               |  |
| BOLLINGER      | 0          | 0         | 0        | 0.0      | 0                 | 0                                | 0         | 0         | 0          | 0           | 0.0           |  |
| BUTLER         | 6          | 0         | 2        | 100.0    | 7                 | 7                                | 0         | 0         | 0          | 0           | 0.0           |  |
| CAPE GIRARDEAU | 3          | 1         | 1        | 50.0     | 16                | 5                                | 6         | 3         | 2          | 0           | 12.5          |  |
| CARTER         | 0          | 0         | 0        | 0.0      | 0                 | 0                                | 0         | 0         | 0          | 0           | 0.0           |  |
| CRAWFORD       | 0          | 1         | 1        | 50.0     | 3                 | 2                                | 1         | 0         | 0          | 0           | 0.0           |  |
| DENT           | 0          | 0         | 0        | 0.0      | 0                 | 0                                | 0         | 0         | 0          | 0           | 0.0           |  |
| DUNKLIN        | 8          | 0         | 9        | 100.0    | 13                | 9                                | 2         | 2         | 0          | 0           | 0.0           |  |

TABLE 23.  
BP AND SAB APPLICATIONS  
OCTOBER 2001

| COUNTY          | #<br>REC'D | #<br>APPR | #<br>REJ | %<br>REJ | TOTAL<br>RESOLVED | -----APPLICATION RESOLUTION----- |           |           |            |             |               |
|-----------------|------------|-----------|----------|----------|-------------------|----------------------------------|-----------|-----------|------------|-------------|---------------|
|                 |            |           |          |          |                   | UNDER<br>31                      | 31-<br>45 | 46-<br>90 | 91-<br>105 | OVER<br>105 | % >90<br>DAYS |
| HOWELL          | 0          | 1         | 1        | 50.0     | 4                 | 1                                | 1         | 0         | 0          | 2           | 50.0          |
| IRON            | 0          | 0         | 4        | 100.0    | 13                | 4                                | 7         | 2         | 0          | 0           | 0.0           |
| MADISON         | 0          | 1         | 3        | 75.0     | 5                 | 1                                | 2         | 2         | 0          | 0           | 0.0           |
| MISSISSIPPI     | 2          | 0         | 4        | 100.0    | 4                 | 2                                | 0         | 0         | 0          | 2           | 50.0          |
| NEW MADRID      | 6          | 1         | 4        | 80.0     | 7                 | 6                                | 0         | 1         | 0          | 0           | 0.0           |
| OREGON          | 0          | 0         | 0        | .        | 1                 | 1                                | 0         | 0         | 0          | 0           | 0.0           |
| PEMISCOT        | 2          | 1         | 3        | 75.0     | 4                 | 2                                | 0         | 0         | 0          | 2           | 50.0          |
| PERRY           | 0          | 0         | 0        | 0.0      | 0                 | 0                                | 0         | 0         | 0          | 0           | 0.0           |
| REYNOLDS        | 0          | 0         | 0        | 0.0      | 0                 | 0                                | 0         | 0         | 0          | 0           | 0.0           |
| RIPLEY          | 0          | 0         | 0        | .        | 3                 | 0                                | 1         | 2         | 0          | 0           | 0.0           |
| ST FRANCOIS     | 4          | 1         | 6        | 85.7     | 20                | 13                               | 0         | 7         | 0          | 0           | 0.0           |
| STE GENEVIEVE   | 0          | 0         | 0        | .        | 3                 | 0                                | 1         | 1         | 0          | 1           | 33.3          |
| SCOTT           | 3          | 1         | 9        | 90.0     | 14                | 7                                | 3         | 2         | 2          | 0           | 14.3          |
| SHANNON         | 0          | 0         | 0        | 0.0      | 0                 | 0                                | 0         | 0         | 0          | 0           | 0.0           |
| STODDARD        | 0          | 0         | 0        | .        | 6                 | 3                                | 0         | 1         | 1          | 1           | 33.3          |
| WASHINGTON      | 2          | 0         | 2        | 100.0    | 3                 | 0                                | 3         | 0         | 0          | 0           | 0.0           |
| WAYNE           | 0          | 0         | 2        | 100.0    | 2                 | 0                                | 0         | 2         | 0          | 0           | 0.0           |
| TOTAL AREA 3    | 36         | 8         | 51       | 86.4     | 128               | 63                               | 27        | 25        | 5          | 8           | 10.2          |
| AREA 4          |            |           |          |          |                   |                                  |           |           |            |             |               |
| BARRY           | 0          | 0         | 0        | 0.0      | 0                 | 0                                | 0         | 0         | 0          | 0           | 0.0           |
| BARTON          | 0          | 1         | 1        | 50.0     | 3                 | 1                                | 0         | 2         | 0          | 0           | 0.0           |
| BATES           | 2          | 0         | 2        | 100.0    | 3                 | 2                                | 1         | 0         | 0          | 0           | 0.0           |
| BENTON          | 4          | 0         | 4        | 100.0    | 9                 | 7                                | 0         | 2         | 0          | 0           | 0.0           |
| CAMDEN          | 2          | 0         | 0        | .        | 14                | 14                               | 0         | 0         | 0          | 0           | 0.0           |
| CEDAR           | 0          | 0         | 2        | 100.0    | 2                 | 2                                | 0         | 0         | 0          | 0           | 0.0           |
| CHRISTIAN       | 0          | 1         | 2        | 66.7     | 11                | 0                                | 3         | 3         | 0          | 5           | 45.5          |
| DADE            | 0          | 0         | 0        | .        | 1                 | 0                                | 1         | 0         | 0          | 0           | 0.0           |
| DALLAS          | 0          | 0         | 0        | .        | 1                 | 0                                | 0         | 1         | 0          | 0           | 0.0           |
| DOUGLAS         | 0          | 0         | 0        | .        | 3                 | 3                                | 0         | 0         | 0          | 0           | 0.0           |
| GREENE          | 11         | 2         | 9        | 81.8     | 56                | 35                               | 5         | 11        | 1          | 4           | 8.9           |
| HENRY           | 3          | 1         | 0        | 0.0      | 6                 | 5                                | 0         | 0         | 0          | 1           | 16.7          |
| HICKORY         | 0          | 0         | 0        | 0.0      | 0                 | 0                                | 0         | 0         | 0          | 0           | 0.0           |
| JASPER          | 16         | 4         | 10       | 71.4     | 31                | 22                               | 2         | 3         | 2          | 2           | 12.9          |
| LACLEDE         | 0          | 1         | 1        | 50.0     | 6                 | 3                                | 2         | 1         | 0          | 0           | 0.0           |
| LAWRENCE        | 2          | 0         | 0        | .        | 4                 | 4                                | 0         | 0         | 0          | 0           | 0.0           |
| MCDONALD        | 1          | 0         | 1        | 100.0    | 3                 | 3                                | 0         | 0         | 0          | 0           | 0.0           |
| MARIES          | 0          | 0         | 2        | 100.0    | 2                 | 0                                | 0         | 2         | 0          | 0           | 0.0           |
| MILLER          | 2          | 2         | 2        | 50.0     | 4                 | 2                                | 2         | 0         | 0          | 0           | 0.0           |
| MONITEAU        | 2          | 0         | 0        | .        | 1                 | 0                                | 1         | 0         | 0          | 0           | 0.0           |
| MORGAN          | 0          | 0         | 0        | .        | 2                 | 2                                | 0         | 0         | 0          | 0           | 0.0           |
| NEWTON          | 11         | 0         | 2        | 100.0    | 7                 | 7                                | 0         | 0         | 0          | 0           | 0.0           |
| OZARK           | 0          | 0         | 0        | .        | 1                 | 1                                | 0         | 0         | 0          | 0           | 0.0           |
| PHELPS          | 8          | 1         | 1        | 50.0     | 5                 | 2                                | 1         | 0         | 0          | 2           | 40.0          |
| POLK            | 4          | 0         | 0        | .        | 1                 | 1                                | 0         | 0         | 0          | 0           | 0.0           |
| PULASKI         | 1          | 0         | 0        | .        | 2                 | 0                                | 1         | 1         | 0          | 0           | 0.0           |
| ST CLAIR        | 2          | 0         | 0        | 0.0      | 0                 | 0                                | 0         | 0         | 0          | 0           | 0.0           |
| STONE           | 4          | 1         | 3        | 75.0     | 5                 | 3                                | 0         | 0         | 0          | 2           | 40.0          |
| TANEY           | 2          | 0         | 0        | .        | 4                 | 4                                | 0         | 0         | 0          | 0           | 0.0           |
| TEXAS           | 0          | 0         | 0        | .        | 4                 | 4                                | 0         | 0         | 0          | 0           | 0.0           |
| VERNON          | 0          | 0         | 0        | .        | 5                 | 5                                | 0         | 0         | 0          | 0           | 0.0           |
| WEBSTER         | 0          | 0         | 2        | 100.0    | 4                 | 1                                | 0         | 3         | 0          | 0           | 0.0           |
| WRIGHT          | 2          | 0         | 0        | .        | 1                 | 1                                | 0         | 0         | 0          | 0           | 0.0           |
| TOTAL AREA 4    | 79         | 14        | 44       | 75.9     | 201               | 134                              | 19        | 29        | 3          | 16          | 9.5           |
| AREA 5          |            |           |          |          |                   |                                  |           |           |            |             |               |
| JACKSON         | 28         | 8         | 27       | 77.1     | 142               | 69                               | 7         | 27        | 5          | 34          | 27.5          |
| TOTAL AREA 5    | 28         | 8         | 27       | 77.1     | 142               | 69                               | 7         | 27        | 5          | 34          | 27.5          |
| AREA 6          |            |           |          |          |                   |                                  |           |           |            |             |               |
| ST LOUIS CITY   | 22         | 2         | 24       | 92.3     | 88                | 39                               | 10        | 22        | 10         | 7           | 19.3          |
| TOTAL AREA 6    | 22         | 2         | 24       | 92.3     | 88                | 39                               | 10        | 22        | 10         | 7           | 19.3          |
| AREA 7          |            |           |          |          |                   |                                  |           |           |            |             |               |
| ST LOUIS COUNTY | 18         | 7         | 27       | 79.4     | 116               | 66                               | 22        | 18        | 4          | 6           | 8.6           |
| TOTAL AREA 7    | 18         | 7         | 27       | 79.4     | 116               | 66                               | 22        | 18        | 4          | 6           | 8.6           |
| STATEWIDE       | 238        | 57        | 228      | 80.0     | 950               | 549                              | 127       | 156       | 31         | 87          | 12.4          |

TABLE 24.  
BLOCK GRANT CHILD CARE PAYMENTS BY COUNTY  
OCTOBER 2001

|          |                | CHILDREN'S SERVICES      |              |          |                  |             |          |                     |          |         |
|----------|----------------|--------------------------|--------------|----------|------------------|-------------|----------|---------------------|----------|---------|
|          |                | FCS/ALTERNATIVE CARE/CTS |              |          | ADOPTION SUBSIDY |             |          | FAMILY PRESERVATION |          |         |
|          |                | CHILDREN                 | DOLLARS      | AVERAGE  | CHILDREN         | DOLLARS     | AVERAGE  | CHILDREN            | DOLLARS  | AVERAGE |
| AREA 1   | ANDREW         | 5                        | \$638.29     | \$167.66 | 7                | \$593.75    | \$84.82  | 0                   | 0        | 0       |
|          | ATCHISON       | 4                        | \$664.00     | \$166.00 | 2                | \$548.00    | \$274.00 | 0                   | 0        | 0       |
|          | BUCHANAN       | 38                       | \$11,825.36  | \$311.19 | 16               | \$3,582.87  | \$223.93 | 0                   | 0        | 0       |
|          | CALDWELL       | 0                        | 0            | 0        | 0                | 0           | 0        | 0                   | 0        | 0       |
|          | CARROLL        | 1                        | \$5.25       | \$5.25   | 0                | 0           | 0        | 0                   | 0        | 0       |
|          | CASS           | 32                       | \$9,357.76   | \$292.43 | 47               | \$14,366.64 | \$305.67 | 0                   | 0        | 0       |
|          | CHARITON       | 2                        | \$360.00     | \$180.00 | 0                | 0           | 0        | 0                   | 0        | 0       |
|          | CLAY           | 42                       | \$11,227.03  | \$267.31 | 47               | \$19,715.73 | \$419.48 | 0                   | 0        | 0       |
|          | CLINTON        | 5                        | \$1,170.38   | \$234.08 | 3                | \$268.50    | \$89.50  | 0                   | 0        | 0       |
|          | COOPER         | 2                        | \$359.00     | \$179.50 | 0                | 0           | 0        | 0                   | 0        | 0       |
|          | DAVISS         | 5                        | \$587.88     | \$117.58 | 0                | 0           | 0        | 0                   | 0        | 0       |
|          | DE KALB        | 0                        | 0            | 0        | 1                | \$49.00     | \$49.00  | 0                   | 0        | 0       |
|          | GENTRY         | 2                        | \$401.06     | \$200.53 | 3                | \$1,319.91  | \$439.97 | 0                   | 0        | 0       |
|          | GRUNDY         | 2                        | \$60.00      | \$30.00  | 2                | \$935.00    | \$467.50 | 0                   | 0        | 0       |
|          | HARRISON       | 0                        | 0            | 0        | 0                | 0           | 0        | 0                   | 0        | 0       |
|          | HOLT           | 0                        | 0            | 0        | 0                | 0           | 0        | 0                   | 0        | 0       |
|          | HOWARD         | 3                        | \$81.72      | \$27.24  | 0                | 0           | 0        | 0                   | 0        | 0       |
|          | JOHNSON        | 25                       | \$5,661.67   | \$226.47 | 5                | \$919.01    | \$183.80 | 3                   | \$273.30 | \$91.10 |
|          | LAFAYETTE      | 11                       | \$1,968.74   | \$178.98 | 0                | 0           | 0        | 0                   | 0        | 0       |
|          | LINN           | 2                        | \$365.25     | \$182.63 | 0                | 0           | 0        | 0                   | 0        | 0       |
|          | LIVINGSTON     | 10                       | \$1,184.96   | \$118.50 | 2                | \$543.00    | \$271.50 | 1                   | \$33.45  | \$33.45 |
|          | MERCER         | 0                        | 0            | 0        | 0                | 0           | 0        | 0                   | 0        | 0       |
|          | MOBAY          | 2                        | \$781.55     | \$390.78 | 0                | 0           | 0        | 0                   | 0        | 0       |
|          | PETTIS         | 15                       | \$3,425.92   | \$228.39 | 10               | \$1,800.77  | \$180.08 | 0                   | 0        | 0       |
|          | PLATTE         | 8                        | \$1,725.40   | \$215.68 | 11               | \$5,142.89  | \$467.54 | 0                   | 0        | 0       |
|          | PUTNAM         | 2                        | \$273.20     | \$136.60 | 0                | 0           | 0        | 0                   | 0        | 0       |
|          | RANDOLPH       | 29                       | \$2,103.42   | \$72.53  | 27               | \$4,815.29  | \$178.34 | 0                   | 0        | 0       |
| RAY      | 2              | \$125.00                 | \$62.50      | 0        | 0                | 0           | 0        | 0                   | 0        |         |
| SALINE   | 15             | \$2,933.47               | \$195.56     | 15       | \$3,684.00       | \$245.60    | 0        | 0                   | 0        |         |
| SULLIVAN | 1              | \$79.63                  | \$79.63      | 0        | 0                | 0           | 0        | 0                   | 0        |         |
| WORTH    | 0              | 0                        | 0            | 0        | 0                | 0           | 0        | 0                   | 0        |         |
|          | * AREA TOTAL * | 265                      | \$57,565.94  | \$217.23 | 198              | \$58,284.36 | \$294.37 | 4                   | \$306.75 | \$76.69 |
| AREA 2   | ADAIR          | 12                       | \$1,854.01   | \$154.50 | 10               | \$1,175.00  | \$117.50 | 0                   | 0        | 0       |
|          | AUDRAIN        | 11                       | \$813.50     | \$73.95  | 2                | \$888.00    | \$444.00 | 0                   | 0        | 0       |
|          | BOONE          | 100                      | \$35,726.70  | \$357.27 | 40               | \$12,703.97 | \$317.60 | 0                   | 0        | 0       |
|          | CALLAWAY       | 18                       | \$4,780.00   | \$265.56 | 6                | \$2,440.75  | \$406.79 | 0                   | 0        | 0       |
|          | CLARK          | 1                        | \$69.90      | \$69.90  | 0                | 0           | 0        | 0                   | 0        | 0       |
|          | COLE           | 42                       | \$11,087.58  | \$263.99 | 30               | \$8,847.79  | \$294.93 | 0                   | 0        | 0       |
|          | FRANKLIN       | 30                       | \$10,423.18  | \$347.44 | 10               | \$2,126.04  | \$212.60 | 0                   | 0        | 0       |
|          | GASCONADE      | 9                        | \$1,087.23   | \$120.80 | 2                | \$306.25    | \$153.13 | 0                   | 0        | 0       |
|          | JEFFERSON      | 150                      | \$51,977.46  | \$346.52 | 66               | \$19,863.08 | \$300.96 | 0                   | 0        | 0       |
|          | KNOX           | 3                        | \$296.05     | \$98.68  | 2                | \$521.92    | \$260.96 | 0                   | 0        | 0       |
|          | LEWIS          | 3                        | \$278.40     | \$92.80  | 4                | \$913.55    | \$228.39 | 0                   | 0        | 0       |
|          | LINCOLN        | 14                       | \$4,452.45   | \$318.03 | 7                | \$1,480.31  | \$211.47 | 0                   | 0        | 0       |
|          | HACON          | 13                       | \$833.30     | \$64.10  | 1                | \$310.00    | \$310.00 | 0                   | 0        | 0       |
|          | HARION         | 13                       | \$1,695.45   | \$130.42 | 1                | \$250.00    | \$250.00 | 0                   | 0        | 0       |
|          | HONROE         | 10                       | \$1,694.31   | \$169.43 | 3                | \$488.66    | \$162.89 | 0                   | 0        | 0       |
|          | MONTGOMERY     | 3                        | \$783.80     | \$261.27 | 1                | \$240.00    | \$240.00 | 0                   | 0        | 0       |
|          | OSAGE          | 6                        | \$1,032.34   | \$172.06 | 1                | \$300.00    | \$300.00 | 0                   | 0        | 0       |
|          | PIKE           | 4                        | \$3,081.24   | \$770.31 | 1                | \$206.00    | \$206.00 | 0                   | 0        | 0       |
|          | RALLS          | 3                        | \$310.74     | \$103.58 | 0                | 0           | 0        | 0                   | 0        | 0       |
|          | ST CHARLES     | 56                       | \$18,138.69  | \$323.91 | 36               | \$16,838.62 | \$467.74 | 0                   | 0        | 0       |
|          | SCHUYLER       | 0                        | 0            | 0        | 1                | \$72.00     | \$72.00  | 0                   | 0        | 0       |
|          | SCOTLAND       | 11                       | \$524.20     | \$47.65  | 0                | 0           | 0        | 0                   | 0        | 0       |
| SHELBY   | 1              | \$84.50                  | \$84.50      | 1        | \$240.00         | \$240.00    | 0        | 0                   | 0        |         |
| WARREN   | 7              | \$728.00                 | \$104.00     | 0        | 0                | 0           | 0        | 0                   | 0        |         |
|          | * AREA TOTAL * | 520                      | \$151,753.03 | \$291.83 | 225              | \$70,211.94 | \$312.05 | 0                   | 0        | 0       |
| AREA 3   | BOLLINGER      | 4                        | \$770.20     | \$192.55 | 2                | \$361.14    | \$180.57 | 0                   | 0        | 0       |
|          | BUTLER         | 26                       | \$2,922.89   | \$112.42 | 13               | \$2,193.68  | \$168.74 | 0                   | 0        | 0       |
|          | CAPE GIRARDEAU | 47                       | \$7,552.38   | \$160.69 | 24               | \$4,447.37  | \$185.31 | 0                   | 0        | 0       |
|          | CARTER         | 3                        | \$571.64     | \$190.55 | 0                | 0           | 0        | 0                   | 0        | 0       |
|          | CRAWFORD       | 15                       | \$912.95     | \$60.86  | 1                | \$100.00    | \$100.00 | 0                   | 0        | 0       |
|          | DENT           | 6                        | \$1,530.93   | \$255.15 | 0                | 0           | 0        | 0                   | 0        | 0       |
|          | DUNKLIN        | 17                       | \$4,097.72   | \$241.04 | 1                | \$233.00    | \$233.00 | 0                   | 0        | 0       |
|          | HOWELL         | 20                       | \$6,508.11   | \$325.41 | 2                | \$314.46    | \$157.23 | 0                   | 0        | 0       |
|          | IRON           | 0                        | 0            | 0        | 0                | 0           | 0        | 0                   | 0        | 0       |

TABLE 24.  
BLOCK GRANT CHILD CARE PAYMENTS BY COUNTY  
OCTOBER 2001

|             |                 | CHILDREN'S SERVICES      |                |          |                  |              |           |                     |            |          |
|-------------|-----------------|--------------------------|----------------|----------|------------------|--------------|-----------|---------------------|------------|----------|
|             |                 | FCS/ALTERNATIVE CARE/CTS |                |          | ADOPTION SUBSIDY |              |           | FAMILY PRESERVATION |            |          |
|             |                 | CHILDREN                 | DOLLARS        | AVERAGE  | CHILDREN         | DOLLARS      | AVERAGE   | CHILDREN            | DOLLARS    | AVERAGE  |
| AREA 3      | HADISON         | 0                        | 0              | 0        | 0                | 0            | 0         | 0                   | 0          | 0        |
|             | MISSISSIPPI     | 9                        | \$2,125.50     | \$236.17 | 1                | \$121.40     | \$121.40  | 1                   | \$235.00   | \$233.00 |
|             | NEW MADRID      | 2                        | \$466.00       | \$233.00 | 4                | \$875.18     | \$218.80  | 0                   | 0          | 0        |
|             | OREGON          | 6                        | \$1,407.53     | \$234.59 | 1                | \$2,264.90   | \$2264.90 | 0                   | 0          | 0        |
|             | PENISCOT        | 15                       | \$2,764.27     | \$184.28 | 2                | \$633.00     | \$316.50  | 0                   | 0          | 0        |
|             | PERRY           | 5                        | \$1,098.36     | \$219.67 | 5                | \$911.51     | \$182.30  | 0                   | 0          | 0        |
|             | REYNOLDS        | 0                        | 0              | 0        | 0                | 0            | 0         | 0                   | 0          | 0        |
|             | RIPLEY          | 15                       | \$4,483.24     | \$298.88 | 5                | \$1,347.08   | \$269.42  | 0                   | 0          | 0        |
|             | ST FRANCOIS     | 13                       | \$4,486.95     | \$345.15 | 6                | \$2,667.04   | \$444.51  | 7                   | \$1,789.54 | \$255.65 |
|             | STE GENEVIEVE   | 11                       | \$2,498.46     | \$227.13 | 1                | \$346.67     | \$346.67  | 0                   | 0          | 0        |
|             | SCOTT           | 81                       | \$15,419.09    | \$190.36 | 31               | \$7,870.81   | \$253.90  | 0                   | 0          | 0        |
|             | SHANNON         | 5                        | \$39.01        | \$7.80   | 0                | 0            | 0         | 0                   | 0          | 0        |
|             | STODDARD        | 19                       | \$2,838.30     | \$149.38 | 10               | \$3,943.00   | \$394.30  | 0                   | 0          | 0        |
|             | WASHINGTON      | 28                       | \$8,424.86     | \$300.89 | 5                | \$1,178.16   | \$235.63  | 0                   | 0          | 0        |
|             | WAYNE           | 6                        | \$1,132.77     | \$188.80 | 3                | \$435.72     | \$145.24  | 0                   | 0          | 0        |
|             | * AREA TOTAL *  | 353                      | \$72,051.16    | \$204.11 | 117              | \$30,244.12  | \$258.50  | 8                   | \$2,022.54 | \$252.82 |
| AREA 4      | BARRY           | 2                        | \$620.00       | \$310.00 | 0                | 0            | 0         | 0                   | 0          | 0        |
|             | BARTON          | 8                        | \$1,661.20     | \$207.65 | 1                | \$250.00     | \$250.00  | 0                   | 0          | 0        |
|             | BATES           | 3                        | \$56.05        | \$18.68  | 4                | \$244.50     | \$61.13   | 0                   | 0          | 0        |
|             | BENTON          | 2                        | \$350.00       | \$175.00 | 4                | \$621.97     | \$155.49  | 0                   | 0          | 0        |
|             | CAMDEN          | 5                        | \$1,985.00     | \$397.00 | 1                | \$454.35     | \$454.35  | 0                   | 0          | 0        |
|             | CEDAR           | 9                        | \$3,749.53     | \$416.61 | 0                | 0            | 0         | 0                   | 0          | 0        |
|             | CHRISTIAN       | 48                       | \$15,565.73    | \$324.29 | 20               | \$4,428.20   | \$221.41  | 0                   | 0          | 0        |
|             | DADE            | 0                        | 0              | 0        | 2                | \$302.30     | \$151.15  | 0                   | 0          | 0        |
|             | DALLAS          | 0                        | 0              | 0        | 0                | 0            | 0         | 0                   | 0          | 0        |
|             | DOUGLAS         | 1                        | \$72.23        | \$72.23  | 0                | 0            | 0         | 0                   | 0          | 0        |
|             | GREENE          | 194                      | \$59,780.88    | \$308.15 | 97               | \$35,600.33  | \$367.01  | 0                   | 0          | 0        |
|             | HENRY           | 6                        | \$768.10       | \$128.02 | 0                | 0            | 0         | 0                   | 0          | 0        |
|             | HICKORY         | 0                        | 0              | 0        | 0                | 0            | 0         | 0                   | 0          | 0        |
|             | JASPER          | 108                      | \$24,635.79    | \$228.11 | 24               | \$5,469.98   | \$227.92  | 10                  | \$2,329.97 | \$233.00 |
|             | LACLEDE         | 6                        | \$1,474.77     | \$245.79 | 0                | 0            | 0         | 0                   | 0          | 0        |
|             | LAWRENCE        | 12                       | \$1,095.42     | \$91.29  | 2                | \$881.00     | \$440.50  | 0                   | 0          | 0        |
|             | MCDONALD        | 10                       | \$1,850.40     | \$185.04 | 4                | \$440.00     | \$110.00  | 0                   | 0          | 0        |
|             | MARIES          | 3                        | \$81.00        | \$27.00  | 0                | 0            | 0         | 0                   | 0          | 0        |
|             | MILLER          | 3                        | \$538.76       | \$179.59 | 2                | \$257.96     | \$128.98  | 0                   | 0          | 0        |
|             | MONITEAU        | 0                        | 0              | 0        | 0                | 0            | 0         | 0                   | 0          | 0        |
|             | MORGAN          | 0                        | 0              | 0        | 0                | 0            | 0         | 0                   | 0          | 0        |
|             | NEWTON          | 31                       | \$6,918.20     | \$223.17 | 7                | \$1,408.50   | \$201.21  | 1                   | \$336.90   | \$336.90 |
|             | OZARK           | 0                        | 0              | 0        | 4                | \$444.00     | \$111.00  | 0                   | 0          | 0        |
|             | PHELPS          | 4                        | \$498.50       | \$124.63 | 23               | \$5,544.00   | \$241.04  | 0                   | 0          | 0        |
|             | POLK            | 8                        | \$1,387.28     | \$173.41 | 11               | \$1,936.00   | \$176.00  | 0                   | 0          | 0        |
|             | PULASKI         | 4                        | \$741.00       | \$185.25 | 22               | \$6,036.47   | \$274.38  | 0                   | 0          | 0        |
|             | ST CLAIR        | 0                        | 0              | 0        | 0                | 0            | 0         | 0                   | 0          | 0        |
|             | STONE           | 7                        | \$915.47       | \$130.78 | 2                | \$420.76     | \$210.38  | 0                   | 0          | 0        |
|             | TANEY           | 9                        | \$2,448.37     | \$272.04 | 6                | \$569.68     | \$94.95   | 0                   | 0          | 0        |
|             | TEXAS           | 4                        | \$610.00       | \$152.50 | 0                | 0            | 0         | 0                   | 0          | 0        |
|             | VERNON          | 5                        | \$1,053.15     | \$210.63 | 3                | \$985.00     | \$328.33  | 0                   | 0          | 0        |
|             | WEBSTER         | 2                        | \$588.75       | \$294.38 | 8                | \$2,497.47   | \$312.18  | 0                   | 0          | 0        |
|             | WRIGHT          | 9                        | \$744.65       | \$82.74  | 5                | \$475.00     | \$95.00   | 0                   | 0          | 0        |
|             | * AREA TOTAL *  | 503                      | \$130,190.23   | \$258.83 | 252              | \$69,267.47  | \$274.87  | 11                  | \$2,666.87 | \$242.44 |
| AREA 5      | JACKSON         | 522                      | \$250,971.79   | \$480.79 | 482              | \$188,836.84 | \$391.78  | 5                   | \$1,034.40 | \$206.88 |
|             | * AREA TOTAL *  | 522                      | \$250,971.79   | \$480.79 | 482              | \$188,836.84 | \$391.78  | 5                   | \$1,034.40 | \$206.88 |
| AREA 6      | ST LOUIS CITY   | 495                      | \$202,102.67   | \$408.29 | 399              | \$144,665.14 | \$362.57  | 0                   | 0          | 0        |
|             | * AREA TOTAL *  | 495                      | \$202,102.67   | \$408.29 | 399              | \$144,665.14 | \$362.57  | 0                   | 0          | 0        |
| AREA 7      | ST LOUIS COUNTY | 419                      | \$169,621.91   | \$404.83 | 267              | \$103,727.67 | \$388.49  | 0                   | 0          | 0        |
|             | * AREA TOTAL *  | 419                      | \$169,621.91   | \$404.83 | 267              | \$103,727.67 | \$388.49  | 0                   | 0          | 0        |
| STATE TOTAL |                 | 3,077                    | \$1,034,256.73 | \$336.13 | 1,940            | \$665,237.54 | \$342.91  | 28                  | \$6,030.56 | \$215.38 |

TABLE 24.  
BLOCK GRANT CHILD CARE PAYMENTS BY COUNTY  
OCTOBER 2001

|        |                | INCOME MAINTENANCE |                |          | TOTAL CHILDREN BY COUNTY LABEL | TOTAL DOLLARS BY COUNTY |
|--------|----------------|--------------------|----------------|----------|--------------------------------|-------------------------|
|        |                | CHILDREN           | DOLLARS        | AVERAGE  |                                |                         |
| AREA 1 | ANDREW         | 37                 | \$7,056.33     | \$190.71 | 47                             | \$8,488.37              |
|        | ATCHISON       | 14                 | \$3,027.73     | \$216.27 | 20                             | \$4,239.73              |
|        | BUCHANAN       | 829                | \$194,920.46   | \$235.13 | 879                            | \$210,328.69            |
|        | CALDWELL       | 33                 | \$3,665.55     | \$111.08 | 33                             | \$3,665.55              |
|        | CARROLL        | 46                 | \$5,538.70     | \$120.41 | 47                             | \$5,543.95              |
|        | CASS           | 298                | \$73,493.80    | \$246.62 | 369                            | \$97,218.20             |
|        | CHARITON       | 20                 | \$2,118.42     | \$105.92 | 22                             | \$2,478.42              |
|        | CLAY           | 484                | \$133,855.57   | \$276.56 | 564                            | \$164,798.33            |
|        | CLINTON        | 68                 | \$11,888.45    | \$174.83 | 76                             | \$13,327.33             |
|        | COOPER         | 68                 | \$10,163.28    | \$149.46 | 70                             | \$10,522.28             |
|        | DAVISS         | 43                 | \$4,691.96     | \$109.12 | 48                             | \$5,279.84              |
|        | DE KALB        | 21                 | \$3,302.25     | \$157.25 | 22                             | \$3,351.25              |
|        | GENTRY         | 9                  | \$845.54       | \$93.95  | 14                             | \$2,566.51              |
|        | GRUNDY         | 88                 | \$13,161.91    | \$149.57 | 92                             | \$14,156.91             |
|        | HARRISON       | 51                 | \$6,933.26     | \$135.95 | 51                             | \$6,933.26              |
|        | HOLT           | 15                 | \$2,139.93     | \$142.66 | 15                             | \$2,139.93              |
|        | HOWARD         | 53                 | \$9,348.78     | \$176.39 | 56                             | \$9,430.50              |
|        | JOHNSON        | 226                | \$54,045.19    | \$239.14 | 259                            | \$60,899.17             |
|        | LAFAYETTE      | 172                | \$35,447.36    | \$206.09 | 183                            | \$37,416.10             |
|        | LINN           | 49                 | \$7,056.41     | \$144.01 | 51                             | \$7,421.66              |
|        | LIVINGSTON     | 143                | \$20,797.11    | \$145.43 | 156                            | \$22,558.52             |
|        | MERCER         | 4                  | \$385.50       | \$96.38  | 4                              | \$385.50                |
|        | NODAWAY        | 49                 | \$7,247.04     | \$147.90 | 51                             | \$8,028.59              |
|        | PETTIS         | 362                | \$62,246.39    | \$171.95 | 382                            | \$67,473.08             |
|        | PLATTE         | 169                | \$53,235.55    | \$315.00 | 188                            | \$60,103.84             |
|        | PUTNAH         | 29                 | \$3,461.24     | \$119.35 | 31                             | \$3,734.44              |
|        | RANDOLPH       | 274                | \$55,398.25    | \$202.18 | 330                            | \$62,316.96             |
|        | RAY            | 107                | \$23,121.35    | \$216.09 | 109                            | \$23,246.35             |
|        | SALINE         | 117                | \$21,114.95    | \$180.47 | 147                            | \$27,732.42             |
|        | SULLIVAN       | 47                 | \$6,551.87     | \$139.40 | 48                             | \$6,631.50              |
|        | WORTH          | 14                 | \$1,979.13     | \$141.37 | 14                             | \$1,979.13              |
|        | * AREA TOTAL * | 3,939              | \$838,239.26   | \$212.81 | 4,378                          | \$954,396.31            |
| AREA 2 | ADAIR          | 89                 | \$13,952.57    | \$156.77 | 110                            | \$16,981.58             |
|        | AUDRAIN        | 114                | \$20,253.41    | \$177.66 | 127                            | \$21,954.91             |
|        | BOONE          | 1,402              | \$400,064.98   | \$285.35 | 1,538                          | \$448,495.65            |
|        | CALLAWAY       | 148                | \$26,952.03    | \$182.11 | 169                            | \$34,172.78             |
|        | CLARK          | 23                 | \$6,577.40     | \$285.97 | 24                             | \$6,647.30              |
|        | COLE           | 218                | \$42,281.93    | \$193.95 | 285                            | \$62,217.30             |
|        | FRANKLIN       | 213                | \$53,624.36    | \$251.76 | 253                            | \$66,173.58             |
|        | GASCONADE      | 51                 | \$7,059.03     | \$138.41 | 62                             | \$8,452.51              |
|        | JEFFERSON      | 615                | \$165,154.86   | \$268.54 | 828                            | \$236,995.40            |
|        | KNOX           | 17                 | \$1,449.47     | \$85.26  | 20                             | \$2,267.44              |
|        | LEWIS          | 36                 | \$4,928.40     | \$136.90 | 42                             | \$6,120.35              |
|        | LINCOLN        | 159                | \$33,424.18    | \$210.21 | 180                            | \$39,356.94             |
|        | MACON          | 57                 | \$10,066.43    | \$176.60 | 71                             | \$11,209.73             |
|        | MARION         | 249                | \$40,694.01    | \$163.43 | 263                            | \$42,639.46             |
|        | MONROE         | 45                 | \$6,937.29     | \$154.16 | 58                             | \$9,120.26              |
|        | MONTGOMERY     | 36                 | \$4,518.26     | \$125.51 | 40                             | \$5,542.06              |
|        | OSAGE          | 25                 | \$3,711.17     | \$148.45 | 30                             | \$5,043.51              |
|        | PIKE           | 65                 | \$9,830.36     | \$151.24 | 70                             | \$13,117.60             |
|        | RALLS          | 41                 | \$5,547.95     | \$135.32 | 44                             | \$5,858.69              |
|        | ST CHARLES     | 1,062              | \$305,259.99   | \$287.44 | 1,153                          | \$340,237.30            |
|        | SCHUYLER       | 19                 | \$2,735.99     | \$144.00 | 20                             | \$2,807.99              |
|        | SCOTLAND       | 21                 | \$3,336.76     | \$158.89 | 32                             | \$3,860.96              |
|        | SHELBY         | 27                 | \$5,191.05     | \$192.26 | 29                             | \$5,515.55              |
|        | WARREN         | 48                 | \$10,464.56    | \$218.01 | 55                             | \$11,192.56             |
|        | * AREA TOTAL * | 4,780              | \$1,184,016.44 | \$247.70 | 5,503                          | \$1,405,981.41          |
| AREA 3 | BOLLINGER      | 91                 | \$13,862.09    | \$152.33 | 97                             | \$14,993.43             |
|        | BUTLER         | 401                | \$63,362.86    | \$158.01 | 440                            | \$68,479.43             |
|        | CAPE GIRARDEAU | 589                | \$96,805.42    | \$164.36 | 656                            | \$108,805.17            |
|        | CARTER         | 51                 | \$7,022.77     | \$137.70 | 54                             | \$7,594.41              |
|        | CRAWFORD       | 83                 | \$20,640.30    | \$248.68 | 99                             | \$21,653.25             |
|        | DENT           | 49                 | \$6,296.38     | \$128.50 | 55                             | \$7,827.31              |
|        | DUNKLIN        | 333                | \$52,858.43    | \$158.73 | 351                            | \$57,189.15             |
|        | HOWELL         | 353                | \$57,224.85    | \$162.11 | 373                            | \$64,047.42             |
|        | IRON           | 61                 | \$7,824.87     | \$128.28 | 61                             | \$7,824.87              |

TABLE 24.  
BLOCK GRANT CHILD CARE PAYMENTS BY COUNTY  
OCTOBER 2001

|             |                 | INCOME MAINTENANCE |                 |          | TOTAL CHILDREN | TOTAL DOLLARS BY COUNTY |
|-------------|-----------------|--------------------|-----------------|----------|----------------|-------------------------|
|             |                 | CHILDREN           | DOLLARS         | AVERAGE  | COUNTY LABEL   | COUNTY                  |
| AREA 3      | MADISON         | 164                | \$19,709.23     | \$120.18 | 164            | \$19,709.23             |
|             | MISSISSIPPI     | 371                | \$64,972.69     | \$175.13 | 381            | \$67,452.59             |
|             | NEW HADRID      | 256                | \$42,915.97     | \$167.64 | 262            | \$44,257.15             |
|             | OREGON          | 65                 | \$8,421.06      | \$129.55 | 71             | \$12,093.49             |
|             | PEMISCOT        | 560                | \$105,152.11    | \$187.77 | 577            | \$108,549.38            |
|             | PERRY           | 61                 | \$10,723.98     | \$175.80 | 71             | \$12,733.85             |
|             | REYNOLDS        | 21                 | \$3,818.89      | \$181.85 | 21             | \$3,818.89              |
|             | RIPLEY          | 120                | \$22,996.09     | \$191.63 | 140            | \$28,826.41             |
|             | ST FRANCOIS     | 550                | \$99,239.89     | \$180.44 | 576            | \$108,183.42            |
|             | STE GENEVIEVE   | 123                | \$23,534.37     | \$191.34 | 135            | \$26,379.50             |
|             | SCOTT           | 650                | \$109,711.92    | \$168.79 | 757            | \$133,001.82            |
|             | SHANNON         | 73                 | \$10,430.93     | \$142.89 | 78             | \$10,469.94             |
|             | STODDARD        | 127                | \$17,921.00     | \$141.11 | 153            | \$24,702.30             |
|             | WASHINGTON      | 146                | \$26,576.46     | \$182.03 | 179            | \$36,179.48             |
|             | WAYNE           | 119                | \$19,282.93     | \$162.04 | 128            | \$20,851.42             |
|             | * AREA TOTAL *  | 5,417              | \$911,305.49    | \$168.23 | 5,879          | \$1,015,623.31          |
| AREA 4      | BARRY           | 90                 | \$13,963.73     | \$155.15 | 92             | \$14,583.73             |
|             | BARTON          | 69                 | \$10,735.59     | \$155.59 | 78             | \$12,646.79             |
|             | BATES           | 28                 | \$3,112.40      | \$111.16 | 35             | \$3,412.95              |
|             | BENTON          | 102                | \$17,690.53     | \$173.44 | 108            | \$18,662.50             |
|             | CAMDEN          | 78                 | \$12,677.69     | \$162.53 | 84             | \$15,117.04             |
|             | CEDAR           | 108                | \$14,790.99     | \$136.95 | 115            | \$18,540.52             |
|             | CHRISTIAN       | 325                | \$67,507.23     | \$207.71 | 391            | \$87,501.16             |
|             | DADE            | 4                  | \$494.60        | \$123.65 | 6              | \$796.90                |
|             | DALLAS          | 107                | \$19,045.62     | \$178.00 | 107            | \$19,045.62             |
|             | DOUGLAS         | 62                 | \$8,838.98      | \$142.56 | 63             | \$8,911.21              |
|             | GREENE          | 1,327              | \$281,795.55    | \$212.36 | 1,604          | \$377,176.76            |
|             | HENRY           | 168                | \$28,490.21     | \$169.58 | 173            | \$29,258.31             |
|             | HICKORY         | 36                 | \$5,288.69      | \$146.91 | 36             | \$5,288.69              |
|             | JASPER          | 519                | \$96,275.91     | \$185.50 | 656            | \$128,711.65            |
|             | LACLEDE         | 137                | \$25,108.34     | \$183.27 | 143            | \$26,583.11             |
|             | LAWRENCE        | 168                | \$26,120.63     | \$155.48 | 179            | \$28,097.05             |
|             | MCDONALD        | 89                 | \$12,592.97     | \$141.49 | 103            | \$14,883.37             |
|             | MARIES          | 38                 | \$5,019.80      | \$132.10 | 41             | \$5,100.80              |
|             | MILLER          | 120                | \$23,066.71     | \$192.22 | 125            | \$23,863.43             |
|             | MONITEAU        | 53                 | \$6,919.06      | \$130.55 | 53             | \$6,919.06              |
|             | MORGAN          | 58                 | \$9,212.47      | \$158.84 | 58             | \$9,212.47              |
|             | NEWTON          | 281                | \$46,713.02     | \$159.12 | 320            | \$53,376.62             |
|             | OZARK           | 59                 | \$6,867.46      | \$116.40 | 63             | \$7,311.46              |
|             | PHELPS          | 233                | \$39,689.19     | \$170.34 | 260            | \$45,731.69             |
|             | POLK            | 139                | \$22,108.07     | \$159.05 | 158            | \$25,431.35             |
|             | PULASKI         | 130                | \$19,459.85     | \$149.69 | 156            | \$26,237.32             |
|             | ST CLAIR        | 40                 | \$5,331.35      | \$133.28 | 40             | \$5,331.35              |
|             | STONE           | 109                | \$16,172.95     | \$148.38 | 118            | \$17,509.18             |
|             | TANEY           | 133                | \$19,520.24     | \$146.77 | 148            | \$22,538.29             |
|             | TEXAS           | 110                | \$16,340.03     | \$148.55 | 114            | \$16,950.03             |
|             | VERNON          | 103                | \$14,874.70     | \$144.41 | 111            | \$16,912.85             |
|             | WEBSTER         | 133                | \$21,175.71     | \$159.22 | 143            | \$24,261.93             |
|             | WRIGHT          | 143                | \$20,228.91     | \$141.46 | 157            | \$21,448.56             |
|             | * AREA TOTAL *  | 5,299              | \$935,229.18    | \$176.49 | 6,038          | \$1,137,353.75          |
| AREA 5      | JACKSON         | 6,273              | \$1,727,892.88  | \$275.45 | 7,235          | \$2,168,735.91          |
|             | * AREA TOTAL *  | 6,273              | \$1,727,892.88  | \$275.45 | 7,235          | \$2,168,735.91          |
| AREA 6      | ST LOUIS CITY   | 7,767              | \$2,533,403.54  | \$326.18 | 8,639          | \$2,880,171.35          |
|             | * AREA TOTAL *  | 7,767              | \$2,533,403.54  | \$326.18 | 8,639          | \$2,880,171.35          |
| AREA 7      | ST LOUIS COUNTY | 6,842              | \$2,228,171.87  | \$325.66 | 7,514          | \$2,501,521.45          |
|             | * AREA TOTAL *  | 6,842              | \$2,228,171.87  | \$325.66 | 7,514          | \$2,501,521.45          |
| STATE TOTAL |                 | 40,317             | \$10,358,258.66 | \$256.92 | 45,186         | \$12,063,783.49         |



TABLE 25.

## TEMPORARY ASSISTANCE WORK ACTIVITIES AS OF THE END OF OCTOBER 2001

| COUNTY         | TOTAL PERSONS | TOTAL ENROLLMENT BY COMPONENT TYPE* |                       |           |     | WAGE SUPP | JOB SEARCH/ READINESS | JOB ENTRY | OTHER |
|----------------|---------------|-------------------------------------|-----------------------|-----------|-----|-----------|-----------------------|-----------|-------|
|                |               | EDUCATION RELATED TO EMPLOYMENT     | VOC EDUC AND TRAINING | CWEP/ AWP | OJT |           |                       |           |       |
| AREA 1         |               |                                     |                       |           |     |           |                       |           |       |
| ANDREW         | 10            | 2                                   | 4                     | 1         | 0   | 0         | 1                     | 4         | 0     |
| ATCHISON       | 5             | 0                                   | 0                     | 0         | 0   | 0         | 0                     | 4         | 1     |
| BUCHANAN       | 269           | 40                                  | 47                    | 8         | 0   | 0         | 45                    | 116       | 24    |
| CALDWELL       | 9             | 1                                   | 2                     | 0         | 0   | 0         | 1                     | 6         | 0     |
| CARROLL        | 21            | 1                                   | 3                     | 1         | 0   | 0         | 2                     | 11        | 3     |
| CASS           | 99            | 0                                   | 13                    | 8         | 0   | 0         | 28                    | 49        | 10    |
| CHARITON       | 11            | 0                                   | 2                     | 2         | 0   | 0         | 3                     | 5         | 0     |
| CLAY           | 230           | 24                                  | 31                    | 3         | 1   | 0         | 14                    | 124       | 61    |
| CLINTON        | 15            | 1                                   | 0                     | 0         | 0   | 0         | 0                     | 10        | 4     |
| COOPER         | 38            | 0                                   | 7                     | 0         | 0   | 0         | 5                     | 22        | 9     |
| DAVISS         | 4             | 1                                   | 1                     | 0         | 0   | 0         | 1                     | 2         | 1     |
| DE KALB        | 11            | 0                                   | 5                     | 0         | 0   | 0         | 0                     | 7         | 0     |
| GENTRY         | 8             | 0                                   | 2                     | 0         | 0   | 0         | 1                     | 2         | 4     |
| GRUNDY         | 11            | 4                                   | 2                     | 0         | 0   | 0         | 1                     | 4         | 1     |
| HARRISON       | 30            | 2                                   | 1                     | 0         | 0   | 0         | 4                     | 21        | 5     |
| HOLT           | 5             | 0                                   | 1                     | 0         | 0   | 0         | 0                     | 4         | 0     |
| HOWARD         | 27            | 1                                   | 5                     | 0         | 0   | 0         | 3                     | 17        | 5     |
| JOHNSON        | 156           | 11                                  | 34                    | 6         | 0   | 0         | 16                    | 67        | 47    |
| LAFAYETTE      | 43            | 2                                   | 7                     | 0         | 0   | 0         | 3                     | 28        | 4     |
| LINN           | 33            | 3                                   | 2                     | 2         | 0   | 0         | 7                     | 16        | 4     |
| LIVINGSTON     | 23            | 4                                   | 2                     | 0         | 0   | 0         | 2                     | 11        | 5     |
| MERCER         | 2             | 0                                   | 0                     | 0         | 0   | 0         | 0                     | 1         | 1     |
| NODAWAY        | 11            | 0                                   | 4                     | 0         | 0   | 0         | 1                     | 6         | 2     |
| PETTIS         | 155           | 12                                  | 14                    | 6         | 0   | 0         | 23                    | 66        | 47    |
| PLATTE         | 70            | 8                                   | 17                    | 1         | 0   | 0         | 5                     | 30        | 16    |
| PUTNAM         | 8             | 0                                   | 2                     | 0         | 0   | 0         | 3                     | 4         | 1     |
| RANDOLPH       | 73            | 6                                   | 10                    | 2         | 0   | 0         | 9                     | 43        | 4     |
| RAY            | 42            | 3                                   | 4                     | 1         | 1   | 0         | 4                     | 30        | 1     |
| SALINE         | 95            | 2                                   | 45                    | 1         | 0   | 0         | 0                     | 39        | 11    |
| SULLIVAN       | 22            | 0                                   | 1                     | 0         | 0   | 0         | 5                     | 16        | 1     |
| WORTH          | 4             | 0                                   | 2                     | 0         | 0   | 0         | 1                     | 1         | 0     |
| TOTAL AREA 1   | 1,540         | 128                                 | 270                   | 42        | 2   | 0         | 188                   | 766       | 272   |
| AREA 2         |               |                                     |                       |           |     |           |                       |           |       |
| ADAIR          | 78            | 3                                   | 9                     | 0         | 0   | 0         | 10                    | 42        | 24    |
| AUDRAIN        | 60            | 8                                   | 14                    | 12        | 0   | 0         | 3                     | 28        | 7     |
| BOONE          | 650           | 65                                  | 107                   | 5         | 2   | 0         | 50                    | 325       | 167   |
| CALLAWAY       | 119           | 14                                  | 11                    | 4         | 0   | 0         | 21                    | 50        | 39    |
| CLARK          | 11            | 1                                   | 0                     | 0         | 0   | 0         | 3                     | 4         | 7     |
| COLE           | 134           | 10                                  | 29                    | 2         | 0   | 0         | 20                    | 74        | 11    |
| FRANKLIN       | 62            | 5                                   | 17                    | 0         | 0   | 0         | 10                    | 23        | 10    |
| GASCONADE      | 13            | 1                                   | 2                     | 2         | 0   | 0         | 0                     | 7         | 6     |
| JEFFERSON      | 443           | 25                                  | 75                    | 1         | 0   | 0         | 45                    | 170       | 159   |
| KNOX           | 8             | 1                                   | 0                     | 0         | 0   | 0         | 0                     | 5         | 2     |
| LEWIS          | 41            | 0                                   | 3                     | 0         | 0   | 0         | 2                     | 18        | 24    |
| LINCOLN        | 72            | 3                                   | 11                    | 0         | 0   | 0         | 5                     | 39        | 17    |
| MACON          | 36            | 6                                   | 1                     | 3         | 0   | 0         | 1                     | 14        | 16    |
| MARION         | 154           | 15                                  | 16                    | 6         | 0   | 0         | 15                    | 87        | 26    |
| MONROE         | 7             | 0                                   | 2                     | 1         | 0   | 0         | 0                     | 2         | 3     |
| MONTGOMERY     | 22            | 0                                   | 0                     | 0         | 0   | 0         | 4                     | 18        | 1     |
| OSAGE          | 17            | 0                                   | 2                     | 2         | 0   | 0         | 0                     | 10        | 4     |
| PIKE           | 57            | 2                                   | 2                     | 1         | 0   | 0         | 8                     | 23        | 28    |
| RALLS          | 25            | 3                                   | 1                     | 0         | 0   | 0         | 5                     | 12        | 6     |
| ST CHARLES     | 316           | 14                                  | 53                    | 6         | 0   | 0         | 48                    | 162       | 73    |
| SCHUYLER       | 7             | 0                                   | 0                     | 0         | 0   | 0         | 4                     | 1         | 2     |
| SCOTLAND       | 9             | 0                                   | 2                     | 0         | 0   | 0         | 4                     | 1         | 2     |
| SHELBY         | 13            | 0                                   | 2                     | 1         | 0   | 0         | 1                     | 8         | 2     |
| WARREN         | 56            | 4                                   | 3                     | 0         | 0   | 0         | 14                    | 22        | 16    |
| TOTAL AREA 2   | 2,410         | 180                                 | 362                   | 46        | 2   | 0         | 273                   | 1,145     | 652   |
| AREA 3         |               |                                     |                       |           |     |           |                       |           |       |
| BOLLINGER      | 4             | 0                                   | 2                     | 0         | 1   | 0         | 0                     | 2         | 0     |
| BUTLER         | 184           | 16                                  | 23                    | 3         | 0   | 1         | 37                    | 98        | 17    |
| CAPE GIRARDEAU | 203           | 8                                   | 41                    | 7         | 0   | 0         | 43                    | 105       | 18    |
| CARTER         | 12            | 0                                   | 2                     | 1         | 0   | 0         | 0                     | 5         | 5     |
| CRAWFORD       | 78            | 15                                  | 12                    | 1         | 1   | 0         | 9                     | 41        | 4     |
| DENT           | 36            | 2                                   | 5                     | 5         | 0   | 0         | 9                     | 22        | 2     |
| DUNKLIN        | 223           | 29                                  | 22                    | 4         | 0   | 0         | 58                    | 90        | 50    |
| HOWELL         | 105           | 9                                   | 20                    | 17        | 1   | 0         | 18                    | 45        | 22    |

TABLE 25.

## TEMPORARY ASSISTANCE WORK ACTIVITIES AS OF THE END OF OCTOBER 2001

| COUNTY          | TOTAL ENROLLMENT BY COMPONENT TYPE* |                                       |                             |               |     |   | WAGE<br>SUPP | JOB<br>SEARCH/<br>READINESS | JOB<br>ENTRY | OTHER |
|-----------------|-------------------------------------|---------------------------------------|-----------------------------|---------------|-----|---|--------------|-----------------------------|--------------|-------|
|                 | TOTAL<br>PERSONS                    | EDUCATION<br>RELATED TO<br>EMPLOYMENT | VOC EDUC<br>AND<br>TRAINING | CWEP/<br>AWEP | OJT |   |              |                             |              |       |
| IRON            | 44                                  | 3                                     | 6                           | 10            | 0   | 0 | 0            | 25                          | 9            |       |
| MADISON         | 46                                  | 2                                     | 5                           | 2             | 0   | 0 | 6            | 20                          | 13           |       |
| MISSISSIPPI     | 192                                 | 30                                    | 16                          | 13            | 0   | 0 | 8            | 105                         | 34           |       |
| NEW MADRID      | 148                                 | 27                                    | 10                          | 9             | 0   | 0 | 15           | 87                          | 20           |       |
| OREGON          | 26                                  | 1                                     | 1                           | 11            | 0   | 0 | 3            | 9                           | 4            |       |
| PENISCOT        | 186                                 | 22                                    | 22                          | 16            | 0   | 0 | 26           | 94                          | 35           |       |
| PERRY           | 29                                  | 0                                     | 2                           | 0             | 1   | 0 | 6            | 21                          | 1            |       |
| REYNOLDS        | 12                                  | 5                                     | 1                           | 1             | 0   | 0 | 0            | 3                           | 4            |       |
| RIPLEY          | 67                                  | 6                                     | 7                           | 7             | 0   | 0 | 7            | 37                          | 13           |       |
| ST FRANCOIS     | 236                                 | 18                                    | 41                          | 12            | 1   | 0 | 31           | 130                         | 32           |       |
| STE GENEVIEVE   | 16                                  | 1                                     | 2                           | 1             | 0   | 0 | 1            | 11                          | 0            |       |
| SCOTT           | 185                                 | 15                                    | 14                          | 6             | 0   | 0 | 30           | 112                         | 29           |       |
| SHANNON         | 21                                  | 3                                     | 1                           | 2             | 0   | 0 | 2            | 9                           | 6            |       |
| STODDARD        | 64                                  | 4                                     | 8                           | 2             | 0   | 0 | 17           | 34                          | 7            |       |
| WASHINGTON      | 88                                  | 24                                    | 19                          | 9             | 0   | 0 | 8            | 28                          | 7            |       |
| WAYNE           | 37                                  | 2                                     | 7                           | 7             | 0   | 0 | 4            | 19                          | 4            |       |
| TOTAL AREA 3    | 2,242                               | 242                                   | 289                         | 146           | 5   | 1 | 338          | 1,152                       | 336          |       |
| AREA 4          |                                     |                                       |                             |               |     |   |              |                             |              |       |
| BARRY           | 79                                  | 2                                     | 15                          | 6             | 0   | 0 | 9            | 47                          | 7            |       |
| BARTON          | 57                                  | 2                                     | 5                           | 1             | 0   | 0 | 19           | 27                          | 18           |       |
| BATES           | 24                                  | 1                                     | 0                           | 1             | 0   | 0 | 0            | 20                          | 4            |       |
| BENTON          | 69                                  | 5                                     | 8                           | 5             | 1   | 0 | 9            | 33                          | 16           |       |
| CAMDEN          | 69                                  | 4                                     | 9                           | 1             | 0   | 0 | 11           | 38                          | 15           |       |
| CEDAR           | 43                                  | 4                                     | 5                           | 2             | 0   | 0 | 4            | 23                          | 11           |       |
| CHRISTIAN       | 77                                  | 4                                     | 18                          | 0             | 0   | 0 | 15           | 43                          | 23           |       |
| DADE            | 6                                   | 0                                     | 1                           | 0             | 0   | 0 | 2            | 2                           | 1            |       |
| DALLAS          | 90                                  | 13                                    | 9                           | 7             | 0   | 0 | 13           | 45                          | 26           |       |
| DOUGLAS         | 44                                  | 5                                     | 6                           | 2             | 0   | 0 | 9            | 14                          | 14           |       |
| GREENE          | 673                                 | 46                                    | 126                         | 27            | 0   | 0 | 71           | 367                         | 134          |       |
| HENRY           | 57                                  | 4                                     | 5                           | 2             | 0   | 0 | 5            | 29                          | 16           |       |
| HICKORY         | 11                                  | 2                                     | 2                           | 1             | 0   | 0 | 0            | 8                           | 0            |       |
| JASPER          | 434                                 | 41                                    | 65                          | 11            | 0   | 0 | 11           | 223                         | 126          |       |
| LACLEDE         | 101                                 | 9                                     | 8                           | 6             | 0   | 0 | 17           | 58                          | 18           |       |
| LAWRENCE        | 104                                 | 5                                     | 11                          | 5             | 0   | 0 | 13           | 67                          | 10           |       |
| MCDONALD        | 28                                  | 0                                     | 6                           | 1             | 0   | 0 | 3            | 16                          | 7            |       |
| MARIES          | 13                                  | 1                                     | 3                           | 0             | 1   | 0 | 2            | 5                           | 1            |       |
| MILLER          | 51                                  | 3                                     | 2                           | 0             | 0   | 0 | 5            | 37                          | 8            |       |
| MONITEAU        | 22                                  | 0                                     | 2                           | 1             | 0   | 0 | 2            | 7                           | 13           |       |
| MORGAN          | 37                                  | 6                                     | 2                           | 1             | 0   | 0 | 10           | 19                          | 8            |       |
| NEWTON          | 100                                 | 8                                     | 22                          | 7             | 0   | 0 | 8            | 50                          | 16           |       |
| OZARK           | 15                                  | 0                                     | 2                           | 0             | 0   | 0 | 2            | 10                          | 3            |       |
| PHELPS          | 95                                  | 12                                    | 29                          | 0             | 0   | 0 | 6            | 49                          | 7            |       |
| POLK            | 65                                  | 8                                     | 9                           | 1             | 0   | 0 | 13           | 36                          | 6            |       |
| PULASKI         | 57                                  | 4                                     | 10                          | 10            | 0   | 0 | 5            | 32                          | 7            |       |
| ST CLAIR        | 33                                  | 3                                     | 1                           | 3             | 0   | 0 | 5            | 17                          | 9            |       |
| STONE           | 47                                  | 1                                     | 1                           | 0             | 0   | 0 | 3            | 30                          | 21           |       |
| TANEY           | 36                                  | 1                                     | 4                           | 1             | 0   | 0 | 4            | 14                          | 13           |       |
| TEXAS           | 61                                  | 12                                    | 9                           | 8             | 0   | 0 | 8            | 25                          | 12           |       |
| VERNON          | 54                                  | 3                                     | 8                           | 0             | 0   | 0 | 2            | 31                          | 17           |       |
| WEBSTER         | 42                                  | 10                                    | 3                           | 5             | 0   | 0 | 4            | 15                          | 10           |       |
| WRIGHT          | 76                                  | 10                                    | 11                          | 6             | 0   | 0 | 2            | 42                          | 23           |       |
| TOTAL AREA 4    | 2,770                               | 229                                   | 417                         | 121           | 2   | 0 | 292          | 1,479                       | 620          |       |
| AREA 5          |                                     |                                       |                             |               |     |   |              |                             |              |       |
| JACKSON         | 3,333                               | 195                                   | 342                         | 45            | 2   | 4 | 499          | 1,097                       | 1,446        |       |
| TOTAL AREA 5    | 3,333                               | 195                                   | 342                         | 45            | 2   | 4 | 499          | 1,097                       | 1,446        |       |
| AREA 6          |                                     |                                       |                             |               |     |   |              |                             |              |       |
| ST LOUIS CITY   | 6,643                               | 371                                   | 1,381                       | 74            | 9   | 0 | 1,109        | 2,776                       | 1,406        |       |
| TOTAL AREA 6    | 6,643                               | 371                                   | 1,381                       | 74            | 9   | 0 | 1,109        | 2,776                       | 1,406        |       |
| AREA 7          |                                     |                                       |                             |               |     |   |              |                             |              |       |
| ST LOUIS COUNTY | 3,556                               | 178                                   | 1,288                       | 24            | 2   | 1 | 133          | 1,606                       | 671          |       |
| TOTAL AREA 7    | 3,556                               | 178                                   | 1,288                       | 24            | 2   | 1 | 133          | 1,606                       | 671          |       |
| STATEWIDE       | 22,494                              | 1,523                                 | 4,349                       | 498           | 24  | 6 | 2,832        | 10,021                      | 5,403        |       |

\*PARTICIPANTS MAY BE ENROLLED IN MORE THAN ONE COMPONENT

