

**RECEIVED**  
OCT 06 2000

# Monthly Management Report



**Division of Family Services**

**Division of Medical Services**

**August 2000**

Research and Evaluation  
221 West High Street  
Broadway Building  
Jefferson City, MO 65101

## TABLE OF CONTENTS

|          |   |   |   |
|----------|---|---|---|
| Glossary |   | Definition of Categories of Assistance and Types of Medicaid Services | 1 |
| Figure   | 1 | Map - Division of Family Services Areas                               | 2 |

### DFS SUMMARY AND OPERATING STATISTICS

|       |   |  |       |
|-------|---|--|-------|
| Table | 1 | Detailed Operating Statistics showing changes in Applications, Cases and Payments by Month and Program during last quarter | 3-5   |
| Table | 2 | Detailed Operating Statistics on Applications, Cases and Payments by Program, Area and County                              | 6-51  |
| Table | 3 | Detailed Operating Statistics on Applications, Cases and Payments by Program and Area                                      | 52-53 |

### MEDICAID

|        |   |  |       |
|--------|---|--|-------|
| Figure | 2 | Medical Statistics - Total Individuals                                     | 54    |
| Figure | 3 | Medical Statistics - Total Payments  | 55    |
| Table  | 4 | Recipients and Payments by Type of Service                                 | 56-71 |
| Table  | 5 | State Summary of Recipients, Payments and Average Per Recipient by Program | 72-94 |

### FOOD STAMPS

|        |   |   |         |
|--------|---|---|---------|
| Figure | 4 | Food Stamps Caseload                          | 95      |
| Table  | 6 | Participation by Households, Persons and Race | 96-99   |
| Table  | 7 | Participation by County                       | 100-101 |
| Table  | 8 | Applications and Currency                     | 102-103 |
| Table  | 9 | Expedited Service Application Currency        | 104-105 |

## **TEMPORARY ASSISTANCE**

|        |    |  |         |
|--------|----|--|---------|
| Figure | 5  | Temporary Assistance Caseload              | 107     |
| Table  | 10 | Total Cases and Reinvestigations by County | 108-109 |
| Table  | 11 | Application and Resolution by County       | 110-111 |

## **MC+, TRANSITIONAL MEDICAL ASSISTANCE AND MEDICAL ASSISTANCE FOR FAMILIES**

|       |    |  |         |
|-------|----|--|---------|
| Table | 12 | Total Children by County                   | 112-113 |
| Table | 13 | Total Caretakers by County                 | 114-115 |
| Table | 14 | Total Cases and Reinvestigations by County | 116-117 |
| Table | 15 | Application and Resolution by County       | 118-119 |

## **GENERAL RELIEF**

|       |    |  |         |
|-------|----|--|---------|
| Table | 16 | Total Cases and Reinvestigations by County | 120-121 |
| Table | 17 | Application and Resolution by County       | 122-123 |

## **OTHER IM PROGRAMS**

|        |    |   |         |
|--------|----|---|---------|
| Figure | 6  | Medical Assistance Recipients                       | 125     |
| Table  | 18 | MC+ for Pregnant Women Applications                 | 126-127 |
| Table  | 19 | Adult Income Maintenance Cases                      | 128-129 |
| Table  | 20 | NC, MA, MACC Applications Less Than 65 Years of Age | 130-131 |
| Table  | 21 | MA, NC Applications 65 Years of Age or More         | 132-133 |
| Table  | 22 | NC, MA, MACC Spenddown Applications                 | 134-135 |
| Table  | 23 | BP and SAB Applications                             | 136-137 |
| Table  | 24 | Day Care Payments by County                         | 138-141 |
| Table  | 25 | FUTURES Participation                               | 142-143 |

## GLOSSARY

### DEFINITION OF CATEGORIES OF ASSISTANCE AND TYPES OF MEDICAID SERVICES

|              |  |
|--------------|--|
| AB           | Aid to Blind   |
| AB Supp      | Aid to Blind Supplemental  |
| AIDS         | Acquired Immune Deficiency Syndrome  |
| BP           | Blind Pension  |
| CHIP         | Children's Health Insurance Program  |
| CRNA         | Certified Registered Nurse Anesthetist   |
| CSTAR        | Comprehensive Substance Treatment and Rehabilitation   |
| CT           | Children's Treatment   |
| DME          | Durable Medical Equipment  |
| EPSDT        | Early and Periodic Screening, Diagnosis and Treatment  |
| FCS          | Family-Centered Services   |
| GR           | General Relief   |
| HDN          | Homeless, Dependent, Neglected   |
| ICF-MR       | Intermediate Care Facility-Mentally Retarded   |
| IM/IE        | Income Maintenance/Income Eligible   |
| JCT          | Juvenile Court   |
| MA           | Medical Assistance - Claimants applying for this program must be ineligible for any of the other categories of assistance  |
| MA-GR        | Medical Assistance - General Relief  |
| MA-K         | Medical Assistance for Children  |
| MA-K-DMH     | Medical Assistance for Children under the care of Department of Mental Health  |
| MA-K-DYS     | Medical Assistance for Children under the care of Division of Youth Services   |
| MAF          | Medical Assistance for Families  |
| MC+          | Health insurance for CHIP and non-CHIP poverty children under age 19   |
| MOCDD        | Missouri Children with Developmental Disabilities  |
| MPW          | MC+ for Pregnant Women   |
| MR/DD        | Mentally Retarded/Developmentally Disabled   |
| NC           | Nursing Care - Cash program for recipients in practical or professional homes, domiciliary homes or boarding homes. NC-General Relief and NC-Aid to Blind Supplemental cases are included in the NC data and are not listed separately |
| OAA          | Old Age Assistance   |
| OJT          | On-the-Job Training  |
| PA           | Public Assistance  |
| PTD          | Permanently and Totally Disabled   |
| QMB          | Qualified Medicare Beneficiary   |
| RCF          | Residential Care Facility  |
| SAB          | Supplemental Aid to the Blind  |
| SLMB         | Specified Low-Income Medicare Beneficiary  |
| SNF          | Skilled Nursing Facility   |
| SSI          | Supplemental Security Income   |
| SSI SP       | Supplemental Security Income and State Supplementation   |
| SP           | State Supplementation Only   |
| UP           | Unemployed Parent  |
| Vendor Cases | Nursing Homes and Other Institutions   |

Figure 1  
 Missouri Department of Social Services  
 Division of Family Services  
 Area Offices

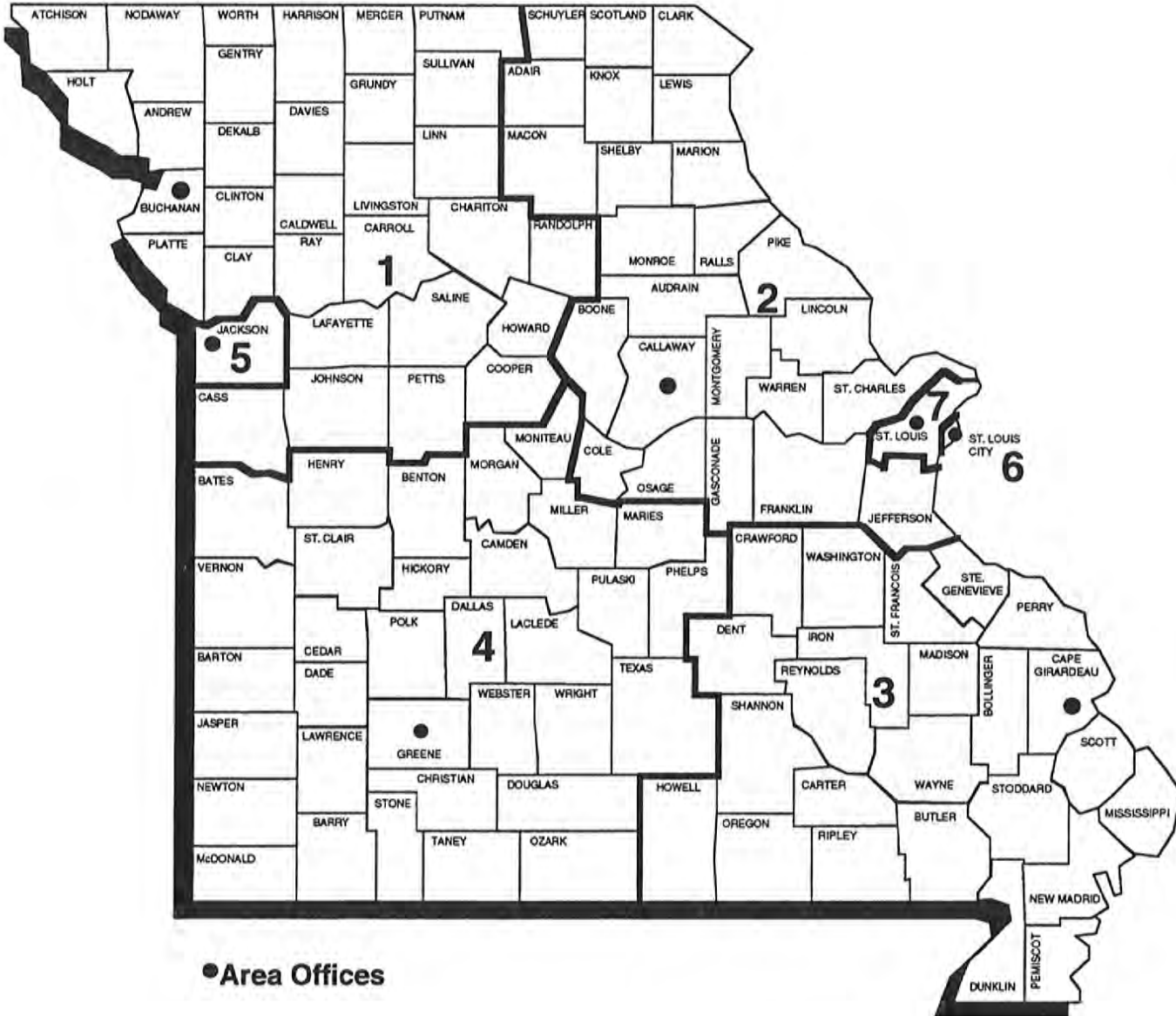


TABLE 1. DETAILED OPERATING STATISTICS (1)  
AUGUST 2000

| CASELOAD INFORMATION            | NUMBER<br>OR AMOUNT<br>THIS MONTH<br>08/00 | NUMBER<br>OR AMOUNT<br>LAST MONTH<br>07/00 | NUMBER<br>OR AMOUNT<br>2 MONTHS AGO<br>06/00 | NUMBER<br>OR AMOUNT<br>LAST YEAR<br>08/99 | CHANGE<br>FROM<br>LAST MONTH | CHANGE<br>FROM<br>2 MONTHS AGO | CHANGE<br>FROM<br>LAST YEAR |
|---------------------------------|--|--|--|---|------------------------------|--------------------------------|-----------------------------|
| *** TEMPORARY ASSISTANCE (2)    |  |  |  |   |                              |                                |                             |
| APPLICATIONS RECEIVED           | 6,261                                      | 5,434                                      | 5,707  | 8,204                                     | 15.2%                        | 9.7%                           | -23.7%                      |
| APPLICATIONS APPROVED           | 4,472                                      | 3,728                                      | 3,870  | 5,912                                     | 20.0%                        | 15.6%                          | -24.4%                      |
| APPLICATIONS REJECTED           | 1,672                                      | 1,371                                      | 1,446  | 1,620                                     | 22.0%                        | 15.6%                          | 3.2%                        |
| APPLICATIONS PENDING            | 3,109                                      | 3,041                                      | 2,745  | 3,387                                     | 2.2%                         | 13.3%                          | -8.2%                       |
| FAMILIES RECEIVING CASH         | 49,176                                     | 48,499                                     | 48,438                                       | 47,622                                    | 1.4%                         | 1.5%                           | 3.3%                        |
| CHILDREN RECEIVING CASH         | 94,248                                     | 92,917                                     | 92,610                                       | 90,780                                    | 1.4%                         | 1.8%                           | 3.8%                        |
| TOTAL PERSONS                   | 128,591                                    | 126,753                                    | 126,390                                      | 124,296                                   | 1.5%                         | 1.7%                           | 3.5%                        |
| TOTAL PAYMENTS (3)              | \$11,949,974                               | \$11,764,700                               | \$11,724,794                                 | \$11,677,640                              | 1.6%                         | 1.9%                           | 2.3%                        |
| AVERAGE PER FAMILY              | \$243.00                                   | \$242.58                                   | \$242.06                                     | \$245.22                                  | 0.2%                         | 0.4%                           | -0.9%                       |
| AVERAGE PER PERSON              | \$92.93                                    | \$92.82                                    | \$92.77                                      | \$93.95                                   | 0.1%                         | 0.2%                           | -1.1%                       |
| TITLE XIX ONLY CASES            | 18,936                                     | 18,132                                     | 17,622                                       | 8,389                                     | 4.4%                         | 7.5%                           | 125.7%                      |
| TITLE XIX ONLY PERSONS          | 62,284                                     | 59,773                                     | 58,161                                       | 30,566                                    | 4.2%                         | 7.1%                           | 103.8%                      |
| TITLE XIX ONLY CHILDREN         | 37,585                                     | 36,064                                     | 35,199                                       | 18,774                                    | 4.2%                         | 6.8%                           | 100.2%                      |
| TITLE XIX TRANSITIONAL CASES    | 7,091                                      | 6,977                                      | 7,118  | 8,786                                     | 1.6%                         | -0.4%                          | -19.3%                      |
| TITLE XIX TRANSITIONAL PERSONS  | 13,496                                     | 12,900                                     | 12,941                                       | 14,570                                    | 4.6%                         | 4.3%                           | -7.4%                       |
| TITLE XIX TRANSITIONAL CHILDREN | 5,447                                      | 5,028                                      | 4,957  | 5,229                                     | 8.3%                         | 9.9%                           | 4.2%                        |
| EXTENDED TRANSITIONAL CASES     | 2,830                                      | 2,715                                      | 2,563  | 1,225                                     | 4.2%                         | 10.4%                          | 131.0%                      |
| EXTENDED TRANSITIONAL PERSONS   | 3,074                                      | 2,940                                      | 2,781  | 1,320                                     | 4.6%                         | 10.5%                          | 132.9%                      |
| REINVESTIGATIONS                | 5,912                                      | 5,052                                      | 5,877  | 4,431                                     | 17.0%                        | 0.6%                           | 33.4%                       |
| CASES CLOSED                    | 4,251                                      | 3,578                                      | 3,995  | 4,265                                     | 18.8%                        | 6.4%                           | -0.3%                       |
| *** TEMPORARY ASSISTANCE/UP     |  |  |  |   |                              |                                |                             |
| FAMILIES RECEIVING              | 466  | 474  | 470  | 140                                       | -1.7%                        | -0.9%                          | 232.9%                      |
| CHILDREN RECEIVING              | 1,141                                      | 1,172                                      | 1,140  | 344                                       | -2.6%                        | 0.1%                           | 231.7%                      |
| TOTAL PERSONS                   | 1,974                                      | 2,030                                      | 2,003  | 591                                       | -2.8%                        | -1.4%                          | 234.0%                      |
| TOTAL PAYMENTS                  | \$140,399                                  | \$145,880                                  | \$142,224                                    | \$44,228                                  | -3.8%                        | -1.3%                          | 217.4%                      |
| AVERAGE PER FAMILY              | \$301.29                                   | \$307.76                                   | \$302.60                                     | \$315.91                                  | -2.1%                        | -0.4%                          | -4.6%                       |
| AVERAGE PER PERSON              | \$71.12                                    | \$71.86                                    | \$71.01                                      | \$74.84                                   | -1.0%                        | 0.2%                           | -5.0%                       |
| *** MC+                         |  |  |  |   |                              |                                |                             |
| APPLICATIONS RECEIVED           | 10,096                                     | 7,906                                      | 8,299  | 10,195                                    | 27.7%                        | 21.7%                          | -1.0%                       |
| APPLICATIONS APPROVED           | 6,550                                      | 5,101                                      | 5,750  | 7,003                                     | 28.4%                        | 13.9%                          | -6.5%                       |
| APPLICATIONS REJECTED           | 2,709                                      | 2,238                                      | 2,413  | 2,025                                     | 21.0%                        | 12.3%                          | 33.8%                       |
| APPLICATIONS PENDING            | 4,272                                      | 3,635                                      | 3,169  | 4,526                                     | 17.5%                        | 34.8%                          | -5.6%                       |
| FAMILIES RECEIVING              | 146,595                                    | 144,825                                    | 145,054                                      | 142,946                                   | 1.2%                         | 1.1%                           | 2.6%                        |
| CUSTODIAL PARENTS RECEIVING     | 54,129                                     | 52,974                                     | 52,737                                       | 46,001                                    | 2.2%                         | 2.6%                           | 17.7%                       |
| CHILDREN RECEIVING              | 275,069                                    | 272,134                                    | 272,771                                      | 271,564                                   | 1.1%                         | 0.8%                           | 1.3%                        |
| NON-CHIP POVERTY                | 210,124                                    | 208,874                                    | 210,247                                      | 223,748                                   | 0.6%                         | -0.1%                          | -6.1%                       |
| CHIP NO COST                    | 50,717                                     | 49,627                                     | 49,218                                       | 37,732                                    | 2.2%                         | 3.0%                           | 34.4%                       |
| CHIP CO-PAY                     | 11,177                                     | 10,726                                     | 10,463                                       | 7,777                                     | 4.2%                         | 6.8%                           | 43.7%                       |
| CHIP PREMIUM                    | 3,050                                      | 2,906                                      | 2,842  | 2,305                                     | 5.0%                         | 7.3%                           | 32.3%                       |
| REINVESTIGATIONS                | 5,841                                      | 5,079                                      | 6,604  | 4,754                                     | 15.0%                        | -11.6%                         | 22.9%                       |
| CASES CLOSED                    | 5,314                                      | 4,819                                      | 5,475  | 7,862                                     | 10.3%                        | -2.9%                          | -32.4%                      |
| *** NON-CUSTODIAL PARENTS       |  |  |  |   |                              |                                |                             |
| APPLICATIONS RECEIVED           | 152  | 131  | 172  | 201                                       | 16.0%                        | -11.6%                         | -24.4%                      |
| APPLICATIONS APPROVED           | 136  | 95   | 133  | 151                                       | 43.2%                        | 2.3%                           | -9.9%                       |
| APPLICATIONS REJECTED           | 23   | 27   | 23   | 30  | -14.8%                       | 0.0%                           | -23.3%                      |
| APPLICATIONS PENDING            | 12   | 25   | 20   | 16  | -52.0%                       | -40.0%                         | -25.0%                      |
| TOTAL PERSONS RECEIVING         | 1,371                                      | 1,326                                      | 1,354  | 703                                       | 3.4%                         | 1.3%                           | 95.0%                       |
| CURRENT SUPPORT                 | 81   | 77   | 79   | 59  | 5.2%                         | 2.5%                           | 37.3%                       |
| PARENTS' FAIR SHARE             | 1,290                                      | 1,249                                      | 1,275  | 644                                       | 3.3%                         | 1.2%                           | 100.3%                      |
| REINVESTIGATIONS                | 17   | 23   | 8  | 1   | -26.1%                       | 112.5%                         | 600.0%                      |
| CASES CLOSED                    | 88   | 94   | 123  | 33  | -6.4%                        | -28.5%                         | 166.7%                      |
| *** GR-CASH                     |  |  |  |   |                              |                                |                             |
| APPLICATIONS RECEIVED           | 1,996                                      | 1,682                                      | 1,839  | 1,770                                     | 18.7%                        | 8.5%                           | 12.8%                       |
| APPLICATIONS APPROVED           | 241  | 177  | 231  | 254                                       | 36.2%                        | 4.3%                           | -5.1%                       |
| APPLICATIONS REJECTED           | 1,538                                      | 1,308                                      | 1,561  | 1,375                                     | 17.6%                        | -1.5%                          | 11.9%                       |
| APPLICATIONS PENDING            | 2,871                                      | 2,678                                      | 2,495  | 2,661                                     | 7.2%                         | 15.1%                          | 7.9%                        |
| CASES RECEIVING                 | 2,564                                      | 2,543                                      | 2,654  | 3,140                                     | 0.8%                         | -3.4%                          | -18.3%                      |
| PERSONS RECEIVING               | 2,567                                      | 2,555                                      | 2,661  | 3,142                                     | 0.5%                         | -3.5%                          | -18.3%                      |
| CASH PAYMENTS                   | \$201,587                                  | \$199,112                                  | \$208,696                                    | \$247,633                                 | 1.2%                         | -3.4%                          | -18.6%                      |
| REINVESTIGATIONS                | 54   | 56   | 66   | 52  | -3.6%                        | -18.2%                         | 3.8%                        |
| CASES CLOSED                    | 280  | 226  | 305  | 266                                       | 23.9%                        | -8.2%                          | 5.3%                        |
| MA-GR RECIPIENTS                | 4,076                                      | 4,056                                      | 4,070  | 3,751                                     | 0.5%                         | 0.1%                           | 8.7%                        |
| MA-GR TOTAL PAYMENTS            | \$324,529                                  | \$323,073                                  | \$323,579                                    | \$298,691                                 | 0.5%                         | 0.3%                           | 8.7%                        |

TABLE 1. DETAILED OPERATING STATISTICS (1)  
AUGUST 2000

| CASELOAD INFORMATION          | NUMBER<br>OR AMOUNT<br>THIS MONTH<br>08/00 | NUMBER<br>OR AMOUNT<br>LAST MONTH<br>07/00 | NUMBER<br>OR AMOUNT<br>2 MONTHS AGO<br>06/00 | NUMBER<br>OR AMOUNT<br>LAST YEAR<br>08/99 | CHANGE<br>FROM<br>LAST MONTH | CHANGE<br>FROM<br>2 MONTHS AGO | CHANGE<br>FROM<br>LAST YEAR |
|-------------------------------|--|--|--|---|------------------------------|--------------------------------|-----------------------------|
| *** MPW                       |  |  |  |   |                              |                                |                             |
| APPLICATIONS RECEIVED         | 3,184                                      | 2,917                                      | 3,134  | 2,951                                     | 9.2%                         | 1.6%                           | 7.9%                        |
| APPLICATIONS APPROVED         | 2,220                                      | 2,007                                      | 2,306  | 2,110                                     | 10.6%                        | -3.7%                          | 5.2%                        |
| APPLICATIONS REJECTED         | 875  | 778  | 801  | 626                                       | 12.5%                        | 9.2%                           | 39.8%                       |
| APPLICATIONS PENDING          | 992  | 940  | 845  | 942                                       | 5.5%                         | 17.4%                          | 5.3%                        |
| CASES RECEIVING               | 16,261                                     | 16,160                                     | 16,107                                       | 16,903                                    | 0.6%                         | 1.0%                           | -3.8%                       |
| EXTENDED WOMEN'S HEALTH CASES | 15,078                                     | 14,519                                     | 14,270                                       | 7,470                                     | 3.9%                         | 5.7%                           | 101.8%                      |
| CASES CLOSED                  | 631  | 512  | 538  | 632                                       | 23.2%                        | 17.3%                          | -0.2%                       |
| *** NEWBORNS                  |  |  |  |   |                              |                                |                             |
| RECIPIENTS                    | 15,536                                     | 15,172                                     | 15,310                                       | 14,254                                    | 2.4%                         | 1.5%                           | 9.0%                        |
| *** AB SUPP                   |  |  |  |   |                              |                                |                             |
| APPLICATIONS RECEIVED         | 138  | 121  | 128  | 129                                       | 14.0%                        | 7.8%                           | 7.0%                        |
| APPLICATIONS APPROVED         | 18   | 8  | 15   | 18  | 125.0%                       | 20.0%                          | 0.0%                        |
| APPLICATIONS REJECTED         | 147  | 94   | 121  | 116                                       | 56.4%                        | 21.5%                          | 26.7%                       |
| APPLICATIONS PENDING          | 183  | 214  | 196  | 171                                       | -14.5%                       | -6.6%                          | 7.0%                        |
| RECIPIENTS                    | 775  | 770  | 772  | 773                                       | 0.6%                         | 0.4%                           | 0.3%                        |
| TOTAL PAYMENTS                | \$248,928                                  | \$247,344                                  | \$247,639                                    | \$241,244                                 | 0.6%                         | 0.5%                           | 3.2%                        |
| CASES CLOSED                  | 11   | 11   | 10   | 11  | 0.0%                         | 10.0%                          | 0.0%                        |
| *** BP                        |  |  |  |   |                              |                                |                             |
| APPLICATIONS RECEIVED         | 147  | 137  | 145  | 140                                       | 7.3%                         | 1.4%                           | 5.0%                        |
| APPLICATIONS APPROVED         | 60   | 29   | 35   | 38  | 106.9%                       | 71.4%                          | 57.9%                       |
| APPLICATIONS REJECTED         | 121  | 92   | 110  | 110                                       | 31.5%                        | 10.0%                          | 10.0%                       |
| APPLICATIONS PENDING          | 224  | 264  | 249  | 206                                       | -15.2%                       | -10.0%                         | 8.7%                        |
| RECIPIENTS                    | 2,576                                      | 2,547                                      | 2,549  | 2,526                                     | 1.1%                         | 1.1%                           | 2.0%                        |
| TOTAL PAYMENTS                | \$1,023,960                                | \$1,012,442                                | \$1,012,386                                  | \$985,966                                 | 1.1%                         | 1.1%                           | 3.9%                        |
| CASES CLOSED                  | 17   | 22   | 29   | 29  | -22.7%                       | -41.4%                         | -41.4%                      |
| *** NC (4)                    |  |  |  |   |                              |                                |                             |
| APPLICATIONS RECEIVED         | 348  | 291  | 288  | 329                                       | 19.6%                        | 20.8%                          | 5.8%                        |
| APPLICATIONS APPROVED         | 229  | 209  | 255  | 239                                       | 9.6%                         | -10.2%                         | -4.2%                       |
| APPLICATIONS REJECTED         | 83   | 57   | 59   | 66  | 45.6%                        | 40.7%                          | 25.8%                       |
| APPLICATIONS PENDING          | 306  | 274  | 251  | 294                                       | 11.7%                        | 21.9%                          | 4.1%                        |
| TOTAL RECIPIENTS              | 7,599                                      | 7,589                                      | 7,653  | 7,674                                     | 0.1%                         | -0.7%                          | -1.0%                       |
| RCF-II                        | 5,112                                      | 5,108                                      | 5,144  | 5,078                                     | 0.1%                         | -0.6%                          | 0.7%                        |
| SNF-ICF                       | 404  | 420  | 436  | 485                                       | -3.8%                        | -7.3%                          | -16.7%                      |
| RCF-I                         | 2,083                                      | 2,061                                      | 2,073  | 2,111                                     | 1.1%                         | 0.5%                           | -1.3%                       |
| TOTAL PAYMENTS                | \$1,863,174                                | \$1,863,255                                | \$1,878,486                                  | \$1,854,897                               | 0.0%                         | -0.8%                          | 0.4%                        |
| RCF-II                        | \$1,400,582                                | \$1,397,130                                | \$1,405,044                                  | \$1,366,369                               | 0.2%                         | -0.3%                          | 2.5%                        |
| SNF/ICF                       | \$151,605                                  | \$157,573                                  | \$164,067                                    | \$177,132                                 | -3.8%                        | -7.6%                          | -14.4%                      |
| RCF-I                         | \$310,987                                  | \$308,552                                  | \$309,375                                    | \$311,396                                 | 0.8%                         | 0.5%                           | -0.1%                       |
| REINVESTIGATIONS              | 404  | 314  | 439  | 439                                       | 28.7%                        | -8.0%                          | -8.0%                       |
| CASES CLOSED                  | 182  | 164  | 223  | 194                                       | 11.0%                        | -18.4%                         | -6.2%                       |
| *** MA                        |  |  |  |   |                              |                                |                             |
| APPLICATIONS RECEIVED         | 15,239                                     | 14,671                                     | 14,587                                       | 13,850                                    | 3.9%                         | 4.5%                           | 10.0%                       |
| APPLICATIONS APPROVED         | 10,934                                     | 10,321                                     | 10,596                                       | 9,468                                     | 5.9%                         | 3.2%                           | 15.5%                       |
| APPLICATIONS REJECTED         | 4,153                                      | 3,552                                      | 4,134  | 3,817                                     | 16.9%                        | 0.5%                           | 8.8%                        |
| APPLICATIONS PENDING          | 13,823                                     | 13,759                                     | 13,060                                       | 13,624                                    | 0.5%                         | 5.8%                           | 1.5%                        |
| RECIPIENTS                    | 139,029                                    | 137,683                                    | 137,660                                      | 132,564                                   | 1.0%                         | 1.0%                           | 4.9%                        |
| CASES CLOSED                  | 2,219                                      | 2,019                                      | 2,261  | 2,296                                     | 9.9%                         | -1.9%                          | -3.4%                       |
| *** MA-K                      |  |  |  |   |                              |                                |                             |
| APPLICATIONS RECEIVED         | 313  | 269  | 316  | 259                                       | 16.4%                        | -0.9%                          | 20.8%                       |
| APPLICATIONS APPROVED - DMH   | 0  | 0  | 0  | 0   | 0.0%                         | 0.0%                           | 0.0%                        |
| APPLICATIONS APPROVED - DYS   | 62   | 40   | 62   | 57  | 55.0%                        | 0.0%                           | 8.8%                        |
| APPLICATIONS APPROVED - JCT   | 186  | 144  | 202  | 150                                       | 29.2%                        | -7.9%                          | 24.0%                       |
| APPLICATIONS REJECTED         | 59   | 70   | 69   | 64  | -15.7%                       | -14.5%                         | -7.8%                       |
| APPLICATIONS PENDING          | 114  | 113  | 98   | 37  | 0.9%                         | 16.3%                          | 208.1%                      |
| RECIPIENTS - DMH              | 12   | 12   | 12   | 15  | 0.0%                         | 0.0%                           | -20.0%                      |
| RECIPIENTS - DYS              | 445  | 418  | 438  | 429                                       | 6.5%                         | 1.6%                           | 3.7%                        |
| RECIPIENTS - JCT              | 933  | 887  | 925  | 757                                       | 5.2%                         | 0.9%                           | 23.2%                       |
| CASES CLOSED - DMH            | 0  | 0  | 0  | 2   | 0.0%                         | 0.0%                           | 0.0%                        |
| CASES CLOSED - DYS            | 68   | 47   | 65   | 67  | 44.7%                        | 4.6%                           | 1.5%                        |
| CASES CLOSED - JCT            | 194  | 132  | 185  | 143                                       | 47.0%                        | 4.9%                           | 35.7%                       |

TABLE 1. DETAILED OPERATING STATISTICS (1)  
AUGUST 2000

| CASELOAD INFORMATION  | NUMBER<br>OR AMOUNT<br>THIS MONTH<br>08/00 | NUMBER<br>OR AMOUNT<br>LAST MONTH<br>07/00 | NUMBER<br>OR AMOUNT<br>2 MONTHS AGO<br>06/00 | NUMBER<br>OR AMOUNT<br>LAST YEAR<br>08/99 | CHANGE<br>FROM<br>LAST MONTH | CHANGE<br>FROM<br>2 MONTHS AGO | CHANGE<br>FROM<br>LAST YEAR |
|-----------------------|--|--|--|---|------------------------------|--------------------------------|-----------------------------|
| *** REFUGEE           |  |  |  |   |                              |                                |                             |
| APPLICATIONS RECEIVED | 71   | 62   | 29   | 102                                       | 14.5%                        | 144.8%                         | -30.4%                      |
| APPLICATIONS APPROVED | 41   | 51   | 37   | 74  | -19.6%                       | 10.8%                          | -44.6%                      |
| APPLICATIONS REJECTED | 0  | 0  | 3  | 2   | 0.0%                         | 0.0%                           | 0.0%                        |
| APPLICATIONS PENDING  | 63   | 34   | 20   | 143                                       | 85.3%                        | 215.0%                         | -55.9%                      |
| CASES RECEIVING       | 303  | 289  | 285  | 458                                       | 4.8%                         | 6.3%                           | -33.8%                      |
| TOTAL PERSONS         | 653  | 619  | 622  | 1,329                                     | 5.5%                         | 5.0%                           | -50.9%                      |
| TOTAL PAYMENTS        | \$9,612                                    | \$10,566                                   | \$12,416                                     | \$49,340                                  | -9.0%                        | -22.6%                         | -80.5%                      |
| REINVESTIGATIONS      | 1  | 0  | 1  | 3   | 0.0%                         | 0.0%                           | -66.7%                      |
| CASES CLOSED          | 39   | 27   | 52   | 55  | 44.4%                        | -25.0%                         | -29.1%                      |
| *** SSI ONLY          |  |  |  |   |                              |                                |                             |
| RECIPIENTS            | 1,406                                      | 1,416                                      | 1,427  | 1,553                                     | -0.7%                        | -1.5%                          | -9.5%                       |
| *** SSI-SP            |  |  |  |   |                              |                                |                             |
| RECIPIENTS            | 593  | 599  | 604  | 724                                       | -1.0%                        | -1.8%                          | -18.1%                      |
| TOTAL PAYMENTS        | \$31,854                                   | \$31,657                                   | \$31,748                                     | \$35,425                                  | 0.6%                         | 0.3%                           | -10.1%                      |
| AVERAGE PER RECIPIENT | \$53.72                                    | \$52.85                                    | \$52.56                                      | \$48.93                                   | 1.6%                         | 2.2%                           | 9.8%                        |
| *** SP ONLY           |  |  |  |   |                              |                                |                             |
| RECIPIENTS            | 184  | 185  | 185  | 226                                       | -0.5%                        | -0.5%                          | -18.6%                      |
| TOTAL PAYMENTS        | \$15,442                                   | \$15,480                                   | \$15,465                                     | \$17,918                                  | -0.2%                        | -0.1%                          | -13.8%                      |
| AVERAGE PER RECIPIENT | \$83.92                                    | \$83.68                                    | \$83.59                                      | \$79.28                                   | 0.3%                         | 0.4%                           | 5.9%                        |
| *** QMB               |  |  |  |   |                              |                                |                             |
| APPLICATIONS RECEIVED | 1,159                                      | 1,021                                      | 1,154  | 1,223                                     | 13.5%                        | 0.4%                           | -5.2%                       |
| APPLICATIONS APPROVED | 660  | 565  | 650  | 647                                       | 16.8%                        | 1.5%                           | 2.0%                        |
| APPLICATIONS REJECTED | 502  | 438  | 506  | 518                                       | 14.6%                        | -0.8%                          | -3.1%                       |
| APPLICATIONS PENDING  | 538  | 564  | 560  | 600                                       | -4.6%                        | -3.9%                          | -10.3%                      |
| TOTAL PERSONS         | 11,954                                     | 12,091                                     | 12,145                                       | 11,517                                    | -1.1%                        | -1.6%                          | 3.8%                        |
| REINVESTIGATIONS      | 167  | 199  | 226  | 183                                       | -16.1%                       | -26.1%                         | -8.7%                       |
| CASES CLOSED          | 2,019                                      | 2,099                                      | 1,980  | 1,778                                     | -3.8%                        | 2.0%                           | 13.6%                       |
| *** SLMB              |  |  |  |   |                              |                                |                             |
| APPLICATIONS RECEIVED | 680  | 651  | 688  | 786                                       | 4.5%                         | -1.2%                          | -13.5%                      |
| APPLICATIONS APPROVED | 235  | 221  | 259  | 288                                       | 6.3%                         | -9.3%                          | -18.4%                      |
| APPLICATIONS REJECTED | 456  | 385  | 459  | 466                                       | 18.4%                        | -0.7%                          | -2.1%                       |
| APPLICATIONS PENDING  | 331  | 362  | 321  | 411                                       | -8.6%                        | 3.1%                           | -19.5%                      |
| TOTAL PERSONS         | 7,386                                      | 7,336                                      | 7,328  | 6,407                                     | 0.7%                         | 0.8%                           | 15.3%                       |
| REINVESTIGATIONS      | 122  | 107  | 139  | 63  | 14.0%                        | -12.2%                         | 93.7%                       |
| CASES CLOSED          | 850  | 814  | 775  | 654                                       | 4.4%                         | 9.7%                           | 30.0%                       |
| *** VENDOR CASES      |  |  |  |   |                              |                                |                             |
| RECIPIENTS            | 30,119                                     | 29,906                                     | 30,044                                       | 30,168                                    | 0.7%                         | 0.2%                           | -0.2%                       |
| CASES CLOSED          | 1,011                                      | 846  | 923  | 952                                       | 19.5%                        | 9.5%                           | 6.2%                        |

- (1) OBSERVE CAUTION IN USE OF PERCENTAGES WHEN BASE FOR COMPUTATIONS IS SMALL, ESPECIALLY IF OBSERVATIONS TOTAL LESS THAN 100. ALL PERCENTS ARE ROUNDED TO THE NEAREST TENTH OF ONE PERCENT.  
(2) INCLUDES TEMPORARY ASSISTANCE-UP, GUARDIAN AND GRANDPARENTS AS FOSTER PARENTS CASES.  
(3) PAYMENT DATA IS FOR INFORMATIONAL PURPOSES ONLY AND IS NOT MEANT TO PROVIDE AN AUDITABLE ACCOUNT OF EXPENDITURES.  
(4) INCLUDES NC-GR AND NC-ABS RECIPIENTS AND PAYMENTS.



TABLE 2. DETAILED OPERATING STATISTICS BY AREA AND COUNTY FOR AUGUST 2000

|                                 | AREA 1<br>ANDREW | AREA 1<br>ATCHISON | AREA 1<br>BUCHANAN | AREA 1<br>CALDWELL | AREA 1<br>CARROLL |
|---------------------------------|------------------|--------------------|--------------------|--------------------|-------------------|
| *** TEMPORARY ASSISTANCE        |                  |                    |                    |                    |                   |
| APPLICATIONS RECEIVED           | 9                | 5                  | 109                | 5                  | 14                |
| APPLICATIONS APPROVED           | 3                | 3                  | 85                 | 2                  | 9                 |
| APPLICATIONS REJECTED           | 6                | 5                  | 27                 | 0                  | 4                 |
| APPLICATIONS PENDING            | 6                | 3                  | 51                 | 5                  | 8                 |
| FAMILIES RECEIVING CASH         | 45               | 21                 | 593                | 34                 | 35                |
| CHILDREN RECEIVING CASH         | 84               | 40                 | 994                | 57                 | 55                |
| TOTAL PERSONS                   | 112              | 55                 | 1,367              | 79                 | 74                |
| TOTAL PAYMENTS                  | \$10,542         | \$4,633            | \$138,263          | \$8,972            | \$7,885           |
| AVERAGE PER FAMILY              | \$234.27         | \$220.62           | \$233.16           | \$263.88           | \$225.29          |
| AVERAGE PER PERSON              | \$94.13          | \$84.24            | \$101.14           | \$113.57           | \$106.55          |
| TITLE XIX ONLY CASES            | 21               | 12                 | 231                | 27                 | 59                |
| TITLE XIX ONLY PERSONS          | 61               | 39                 | 753                | 104                | 177               |
| TITLE XIX ONLY CHILDREN         | 36               | 20                 | 426                | 67                 | 105               |
| TITLE XIX TRANSITIONAL CASES    | 10               | 4                  | 169                | 7                  | 18                |
| TITLE XIX TRANSITIONAL PERSONS  | 31               | 13                 | 304                | 12                 | 39                |
| TITLE XIX TRANSITIONAL CHILDREN | 18               | 8                  | 121                | 4                  | 16                |
| EXTENDED TRANSITIONAL CASES     | 5                | 5                  | 55                 | 4                  | 9                 |
| EXTENDED TRANSITIONAL PERSONS   | 5                | 5                  | 56                 | 4                  | 11                |
| REINVESTIGATIONS                | 5                | 3                  | 101                | 7                  | 2                 |
| CASES CLOSED                    | 9                | 6                  | 77                 | 4                  | 11                |
| *** TEMPORARY ASSISTANCE/UP     |                  |                    |                    |                    |                   |
| FAMILIES RECEIVING              | 1                | 1                  | 14                 | 0                  | 0                 |
| CHILDREN RECEIVING              | 3                | 4                  | 32                 | 0                  | 0                 |
| TOTAL PERSONS                   | 5                | 6                  | 56                 | 0                  | 0                 |
| TOTAL PAYMENTS                  | \$51             | \$178              | \$4,403            | \$0                | \$0               |
| AVERAGE PER FAMILY              | \$51.00          | \$178.00           | \$314.50           | \$0.00             | \$0.00            |
| AVERAGE PER PERSON              | \$10.20          | \$29.67            | \$78.63            | \$0.00             | \$0.00            |
| *** MC+                         |                  |                    |                    |                    |                   |
| APPLICATIONS RECEIVED           | 32               | 13                 | 181                | 22                 | 17                |
| APPLICATIONS APPROVED           | 30               | 6                  | 134                | 11                 | 14                |
| APPLICATIONS REJECTED           | 6                | 4                  | 50                 | 3                  | 7                 |
| APPLICATIONS PENDING            | 3                | 7                  | 67                 | 11                 | 5                 |
| FAMILIES RECEIVING              | 306              | 143                | 2,601              | 368                | 399               |
| CUSTODIAL PARENTS RECEIVING     | 99               | 67                 | 973                | 177                | 167               |
| CHILDREN RECEIVING              | 588              | 251                | 4,838              | 762                | 783               |
| REINVESTIGATIONS                | 26               | 2                  | 182                | 11                 | 21                |
| CASES CLOSED                    | 12               | 5                  | 145                | 4                  | 17                |
| *** NON-CUSTODIAL PARENTS       |                  |                    |                    |                    |                   |
| APPLICATIONS RECEIVED           | 0                | 0                  | 0                  | 0                  | 0                 |
| APPLICATIONS APPROVED           | 0                | 0                  | 1                  | 0                  | 0                 |
| APPLICATIONS REJECTED           | 0                | 0                  | 0                  | 0                  | 0                 |
| APPLICATIONS PENDING            | 0                | 0                  | 0                  | 0                  | 0                 |
| TOTAL PERSONS RECEIVING         | 2                | 1                  | 8                  | 0                  | 2                 |
| CURRENT SUPPORT                 | 0                | 0                  | 1                  | 0                  | 1                 |
| PARENTS' FAIR SHARE             | 2                | 1                  | 7                  | 0                  | 1                 |
| REINVESTIGATIONS                | 0                | 0                  | 0                  | 0                  | 0                 |
| CASES CLOSED                    | 0                | 0                  | 0                  | 0                  | 1                 |
| *** GR-CASH                     |                  |                    |                    |                    |                   |
| APPLICATIONS RECEIVED           | 2                | 2                  | 24                 | 1                  | 0                 |
| APPLICATIONS APPROVED           | 1                | 1                  | 7                  | 1                  | 1                 |
| APPLICATIONS REJECTED           | 3                | 1                  | 19                 | 2                  | 1                 |
| APPLICATIONS PENDING            | 5                | 3                  | 50                 | 1                  | 2                 |
| CASES RECEIVING                 | 2                | 1                  | 55                 | 4                  | 3                 |
| PERSONS RECEIVING               | 2                | 1                  | 55                 | 4                  | 3                 |
| CASH PAYMENTS                   | \$160            | \$80               | \$4,240            | \$320              | \$240             |
| REINVESTIGATIONS                | 0                | 0                  | 0                  | 0                  | 0                 |
| CASES CLOSED                    | 0                | 0                  | 4                  | 2                  | 1                 |
| HA-GR RECIPIENTS                | 5                | 3                  | 106                | 8                  | 5                 |
| HA-GR TOTAL PAYMENTS            | \$400            | \$240              | \$8,402            | \$640              | \$400             |
| *** MPW                         |                  |                    |                    |                    |                   |
| APPLICATIONS RECEIVED           | 7                | 9                  | 76                 | 4                  | 6                 |
| APPLICATIONS APPROVED           | 7                | 3                  | 48                 | 3                  | 3                 |
| APPLICATIONS REJECTED           | 1                | 3                  | 19                 | 1                  | 3                 |
| APPLICATIONS PENDING            | 1                | 3                  | 17                 | 0                  | 2                 |
| CASES RECEIVING                 | 39               | 15                 | 361                | 23                 | 40                |
| EXTENDED WOMEN'S HEALTH         | 47               | 12                 | 239                | 40                 | 28                |
| CASES CLOSED                    | 0                | 1                  | 20                 | 2                  | 1                 |
| *** NEWBORNS                    | 49               | 18                 | 295                | 34                 | 33                |
| *** AB SUPP                     |                  |                    |                    |                    |                   |
| APPLICATIONS RECEIVED           | 0                | 0                  | 1                  | 0                  | 1                 |
| APPLICATIONS APPROVED           | 0                | 0                  | 1                  | 0                  | 1                 |
| APPLICATIONS REJECTED           | 2                | 0                  | 4                  | 0                  | 1                 |
| APPLICATIONS PENDING            | 0                | 0                  | 8                  | 1                  | 0                 |
| RECIPIENTS                      | 1                | 0                  | 19                 | 2                  | 1                 |
| TOTAL PAYMENTS                  | \$398            | \$0                | \$6,102            | \$722              | \$398             |
| CASES CLOSED                    | 0                | 0                  | 2                  | 0                  | 0                 |

TABLE 2. DETAILED OPERATING STATISTICS BY AREA AND COUNTY FOR AUGUST 2000

|                               | AREA 1<br>ANDREW | AREA 1<br>ATCHISON | AREA 1<br>BUCHANAN | AREA 1<br>CALDWELL | AREA 1<br>CARROLL |
|-------------------------------|------------------|--------------------|--------------------|--------------------|-------------------|
| *** BP                        |                  |                    |                    |                    |                   |
| APPLICATIONS RECEIVED         | 0                | 0                  | 2                  | 0                  | 0                 |
| APPLICATIONS APPROVED         | 0                | 0                  | 4                  | 0                  | 0                 |
| APPLICATIONS REJECTED         | 2                | 0                  | 2                  | 0                  | 1                 |
| APPLICATIONS PENDING          | 0                | 0                  | 8                  | 1                  | 0                 |
| RECIPIENTS                    | 9                | 0                  | 65                 | 3                  | 6                 |
| TOTAL PAYMENTS                | \$3,582          | \$0                | \$25,870           | \$1,194            | \$2,388           |
| CASES CLOSED                  | 0                | 0                  | 0                  | 0                  | 0                 |
| *** NC                        |                  |                    |                    |                    |                   |
| APPLICATIONS RECEIVED         | 0                | 0                  | 15                 | 0                  | 0                 |
| APPLICATIONS APPROVED         | 0                | 0                  | 15                 | 0                  | 0                 |
| APPLICATIONS REJECTED         | 1                | 0                  | 5                  | 0                  | 0                 |
| APPLICATIONS PENDING          | 0                | 0                  | 14                 | 0                  | 0                 |
| RECIPIENTS                    | 14               | 0                  | 222                | 2                  | 2                 |
| RCF-II                        | 9                | 0                  | 145                | 2                  | 1                 |
| SNF-ICF                       | 4                | 0                  | 1                  | 0                  | 0                 |
| RCF-I                         | 1                | 0                  | 76                 | 0                  | 1                 |
| PAYMENTS                      | \$4,188          | \$0                | \$48,690           | \$584              | \$426             |
| RCF-II                        | \$2,547          | \$0                | \$37,666           | \$584              | \$270             |
| SNF/ICF                       | \$1,497          | \$0                | \$390              | \$0                | \$0               |
| RCF-I                         | \$144            | \$0                | \$10,634           | \$0                | \$156             |
| REINVESTIGATIONS              | 3                | 0                  | 4                  | 0                  | 0                 |
| CASES CLOSED                  | 0                | 0                  | 7                  | 0                  | 0                 |
| *** MA                        |                  |                    |                    |                    |                   |
| APPLICATIONS RECEIVED         | 45               | 34                 | 342                | 41                 | 41                |
| APPLICATIONS APPROVED         | 33               | 21                 | 283                | 26                 | 31                |
| APPLICATIONS REJECTED         | 16               | 4                  | 87                 | 8                  | 8                 |
| APPLICATIONS PENDING          | 31               | 22                 | 275                | 25                 | 36                |
| RECIPIENTS                    | 273              | 188                | 2,631              | 215                | 345               |
| CASES CLOSED                  | 4                | 2                  | 44                 | 4                  | 10                |
| *** MA-K                      |                  |                    |                    |                    |                   |
| APPLICATIONS RECEIVED         | 0                | 0                  | 6                  | 0                  | 0                 |
| APPLICATIONS APPROVED-DMH     | 0                | 0                  | 0                  | 0                  | 0                 |
| APPLICATIONS APPROVED-DYS/JCT | 0                | 0                  | 7                  | 0                  | 0                 |
| APPLICATIONS REJECTED         | 0                | 0                  | 2                  | 0                  | 0                 |
| APPLICATIONS PENDING          | 0                | 0                  | 0                  | 0                  | 0                 |
| RECIPIENTS - DMH              | 0                | 0                  | 0                  | 0                  | 0                 |
| RECIPIENTS - DYS/JCT          | 0                | 24                 | 43                 | 0                  | 0                 |
| CASES CLOSED - DMH            | 0                | 0                  | 0                  | 0                  | 0                 |
| CASES CLOSED - DYS/JCT        | 0                | 2                  | 3                  | 0                  | 0                 |
| *** REFUGEE                   |                  |                    |                    |                    |                   |
| APPLICATIONS RECEIVED         | 0                | 0                  | 0                  | 0                  | 0                 |
| APPLICATIONS APPROVED         | 0                | 0                  | 0                  | 0                  | 0                 |
| APPLICATIONS REJECTED         | 0                | 0                  | 0                  | 0                  | 0                 |
| APPLICATIONS PENDING          | 0                | 0                  | 0                  | 0                  | 0                 |
| CASES RECEIVING               | 0                | 0                  | 0                  | 0                  | 0                 |
| TOTAL PERSONS                 | 0                | 0                  | 0                  | 0                  | 0                 |
| TOTAL PAYMENTS                | \$0              | \$0                | \$0                | \$0                | \$0               |
| REINVESTIGATIONS              | 0                | 0                  | 0                  | 0                  | 0                 |
| CASES CLOSED                  | 0                | 0                  | 0                  | 0                  | 0                 |
| *** SSI ONLY                  |                  |                    |                    |                    |                   |
| RECIPIENTS                    | 2                | 0                  | 20                 | 0                  | 3                 |
| *** SSI-SP                    |                  |                    |                    |                    |                   |
| RECIPIENTS                    | 0                | 0                  | 13                 | 1                  | 2                 |
| TOTAL PAYMENTS                | \$0              | \$0                | \$531              | \$42               | \$570             |
| *** SP ONLY                   |                  |                    |                    |                    |                   |
| RECIPIENTS                    | 0                | 0                  | 2                  | 2                  | 0                 |
| TOTAL PAYMENTS                | \$0              | \$0                | \$210              | \$424              | \$0               |
| *** QMB                       |                  |                    |                    |                    |                   |
| APPLICATIONS RECEIVED         | 1                | 1                  | 12                 | 3                  | 3                 |
| APPLICATIONS APPROVED         | 3                | 1                  | 10                 | 2                  | 2                 |
| APPLICATIONS REJECTED         | 0                | 0                  | 9                  | 2                  | 1                 |
| APPLICATIONS PENDING          | 0                | 0                  | 4                  | 0                  | 0                 |
| TOTAL PERSONS                 | 37               | 13                 | 252                | 30                 | 20                |
| REINVESTIGATIONS              | 4                | 0                  | 2                  | 0                  | 2                 |
| CASES CLOSED                  | 6                | 5                  | 58                 | 2                  | 6                 |
| *** SLMB                      |                  |                    |                    |                    |                   |
| APPLICATIONS RECEIVED         | 2                | 0                  | 2                  | 2                  | 3                 |
| APPLICATIONS APPROVED         | 1                | 0                  | 4                  | 1                  | 1                 |
| APPLICATIONS REJECTED         | 3                | 0                  | 1                  | 0                  | 2                 |
| APPLICATIONS PENDING          | 0                | 0                  | 0                  | 2                  | 0                 |
| TOTAL PERSONS                 | 12               | 8                  | 142                | 12                 | 25                |
| REINVESTIGATIONS              | 0                | 1                  | 0                  | 0                  | 0                 |
| CASES CLOSED                  | 3                | 0                  | 25                 | 4                  | 4                 |
| *** VENDOR CASES              |                  |                    |                    |                    |                   |
| RECIPIENTS                    | 134              | 57                 | 506                | 65                 | 78                |
| CASES CLOSED                  | 5                | 1                  | 20                 | 1                  | 6                 |

TABLE 2. DETAILED OPERATING STATISTICS BY AREA AND COUNTY FOR AUGUST 2000

|                                 | AREA 1<br>CASS | AREA 1<br>CHARITON | AREA 1<br>CLAY | AREA 1<br>CLINTON | AREA 1<br>COOPER |
|---------------------------------|----------------|--------------------|----------------|-------------------|------------------|
| *** TEMPORARY ASSISTANCE        |                |                    |                |                   |                  |
| APPLICATIONS RECEIVED           | 38             | 5                  | 87             | 19                | 10               |
| APPLICATIONS APPROVED           | 32             | 5                  | 81             | 10                | 8                |
| APPLICATIONS REJECTED           | 15             | 2                  | 24             | 4                 | 3                |
| APPLICATIONS PENDING            | 18             | 1                  | 34             | 7                 | 4                |
| FAMILIES RECEIVING CASH         | 241            | 28                 | 449            | 51                | 47               |
| CHILDREN RECEIVING CASH         | 403            | 58                 | 760            | 82                | 80               |
| TOTAL PERSONS                   | 576            | 70                 | 1,040          | 104               | 110              |
| TOTAL PAYMENTS                  | \$55,688       | \$6,910            | \$106,108      | \$12,512          | \$10,370         |
| AVERAGE PER FAMILY              | \$231.07       | \$246.79           | \$236.32       | \$245.33          | \$220.64         |
| AVERAGE PER PERSON              | \$96.68        | \$98.71            | \$102.03       | \$120.31          | \$94.27          |
| TITLE XIX ONLY CASES            | 207            | 14                 | 238            | 30                | 26               |
| TITLE XIX ONLY PERSONS          | 582            | 44                 | 742            | 88                | 83               |
| TITLE XIX ONLY CHILDREN         | 352            | 21                 | 441            | 57                | 55               |
| TITLE XIX TRANSITIONAL CASES    | 69             | 5                  | 112            | 11                | 11               |
| TITLE XIX TRANSITIONAL PERSONS  | 131            | 9                  | 228            | 30                | 19               |
| TITLE XIX TRANSITIONAL CHILDREN | 51             | 3                  | 109            | 16                | 6                |
| EXTENDED TRANSITIONAL CASES     | 25             | 0                  | 31             | 6                 | 5                |
| EXTENDED TRANSITIONAL PERSONS   | 26             | 0                  | 34             | 6                 | 6                |
| REINVESTIGATIONS                | 55             | 6                  | 87             | 12                | 2                |
| CASES CLOSED                    | 34             | 6                  | 58             | 10                | 7                |
| *** TEMPORARY ASSISTANCE/UP     |                |                    |                |                   |                  |
| FAMILIES RECEIVING              | 0              | 0                  | 1              | 0                 | 0                |
| CHILDREN RECEIVING              | 0              | 0                  | 5              | 0                 | 0                |
| TOTAL PERSONS                   | 0              | 0                  | 7              | 0                 | 0                |
| TOTAL PAYMENTS                  | \$0            | \$0                | \$379          | \$0               | \$0              |
| AVERAGE PER FAMILY              | \$0.00         | \$0.00             | \$379.00       | \$0.00            | \$0.00           |
| AVERAGE PER PERSON              | \$0.00         | \$0.00             | \$54.14        | \$0.00            | \$0.00           |
| *** HC+                         |                |                    |                |                   |                  |
| APPLICATIONS RECEIVED           | 117            | 11                 | 207            | 38                | 24               |
| APPLICATIONS APPROVED           | 71             | 12                 | 135            | 22                | 9                |
| APPLICATIONS REJECTED           | 16             | 3                  | 59             | 3                 | 4                |
| APPLICATIONS PENDING            | 59             | 0                  | 85             | 17                | 11               |
| FAMILIES RECEIVING              | 1,370          | 181                | 2,328          | 385               | 379              |
| CUSTODIAL PARENTS RECEIVING     | 458            | 61                 | 726            | 180               | 145              |
| CHILDREN RECEIVING              | 2,584          | 361                | 4,217          | 755               | 717              |
| REINVESTIGATIONS                | 83             | 13                 | 117            | 19                | 24               |
| CASES CLOSED                    | 63             | 10                 | 109            | 9                 | 27               |
| *** NON-CUSTODIAL PARENTS       |                |                    |                |                   |                  |
| APPLICATIONS RECEIVED           | 0              | 0                  | 4              | 1                 | 0                |
| APPLICATIONS APPROVED           | 0              | 0                  | 4              | 1                 | 0                |
| APPLICATIONS REJECTED           | 0              | 0                  | 0              | 0                 | 0                |
| APPLICATIONS PENDING            | 0              | 0                  | 1              | 0                 | 0                |
| TOTAL PERSONS RECEIVING         | 0              | 2                  | 10             | 5                 | 4                |
| CURRENT SUPPORT                 | 0              | 2                  | 1              | 4                 | 0                |
| PARENTS' FAIR SHARE             | 0              | 0                  | 9              | 1                 | 4                |
| REINVESTIGATIONS                | 0              | 0                  | 0              | 0                 | 0                |
| CASES CLOSED                    | 0              | 0                  | 0              | 0                 | 0                |
| *** GR-CASH                     |                |                    |                |                   |                  |
| APPLICATIONS RECEIVED           | 10             | 0                  | 20             | 5                 | 5                |
| APPLICATIONS APPROVED           | 0              | 0                  | 1              | 1                 | 0                |
| APPLICATIONS REJECTED           | 6              | 1                  | 18             | 5                 | 6                |
| APPLICATIONS PENDING            | 13             | 0                  | 35             | 6                 | 5                |
| CASES RECEIVING                 | 16             | 0                  | 14             | 8                 | 5                |
| PERSONS RECEIVING               | 16             | 0                  | 14             | 8                 | 5                |
| CASH PAYMENTS                   | \$1,280        | \$0                | \$1,120        | \$640             | \$400            |
| REINVESTIGATIONS                | 0              | 0                  | 1              | 0                 | 0                |
| CASES CLOSED                    | 0              | 0                  | 0              | 1                 | 0                |
| MA-GR RECIPIENTS                | 32             | 1                  | 58             | 11                | 11               |
| MA-GR TOTAL PAYMENTS            | \$2,560        | \$80               | \$4,640        | \$880             | \$880            |
| *** HPW                         |                |                    |                |                   |                  |
| APPLICATIONS RECEIVED           | 31             | 5                  | 96             | 8                 | 9                |
| APPLICATIONS APPROVED           | 16             | 4                  | 61             | 7                 | 10               |
| APPLICATIONS REJECTED           | 8              | 0                  | 25             | 1                 | 3                |
| APPLICATIONS PENDING            | 10             | 1                  | 26             | 2                 | 0                |
| CASES RECEIVING                 | 174            | 25                 | 406            | 69                | 46               |
| EXTENDED WOMEN'S HEALTH         | 164            | 17                 | 348            | 47                | 42               |
| CASES CLOSED                    | 7              | 1                  | 15             | 4                 | 1                |
| *** NEWBORNS                    | 173            | 22                 | 415            | 60                | 45               |
| *** AB SUPP                     |                |                    |                |                   |                  |
| APPLICATIONS RECEIVED           | 1              | 0                  | 1              | 0                 | 0                |
| APPLICATIONS APPROVED           | 0              | 0                  | 1              | 0                 | 0                |
| APPLICATIONS REJECTED           | 2              | 0                  | 3              | 1                 | 0                |
| APPLICATIONS PENDING            | 1              | 0                  | 1              | 1                 | 1                |
| RECIPIENTS                      | 7              | 0                  | 16             | 0                 | 2                |
| TOTAL PAYMENTS                  | \$1,951        | \$0                | \$5,513        | \$0               | \$796            |
| CASES CLOSED                    | 1              | 0                  | 0              | 0                 | 0                |

TABLE 2. DETAILED OPERATING STATISTICS BY AREA AND COUNTY FOR AUGUST 2000

|                               | AREA 1<br>CASS | AREA 1<br>CHARITON | AREA 1<br>CLAY | AREA 1<br>CLINTON | AREA 1<br>COOPER |
|-------------------------------|----------------|--------------------|----------------|-------------------|------------------|
| *** BP                        |                |                    |                |                   |                  |
| APPLICATIONS RECEIVED         | 1              | 0                  | 1              | 0                 | 0                |
| APPLICATIONS APPROVED         | 1              | 0                  | 2              | 0                 | 0                |
| APPLICATIONS REJECTED         | 0              | 0                  | 3              | 1                 | 0                |
| APPLICATIONS PENDING          | 2              | 0                  | 1              | 1                 | 1                |
| RECIPIENTS                    | 24             | 6                  | 46             | 8                 | 7                |
| TOTAL PAYMENTS                | \$9,552        | \$2,388            | \$18,301       | \$3,184           | \$2,786          |
| CASES CLOSED                  | 1              | 0                  | 0              | 0                 | 0                |
| *** NC                        |                |                    |                |                   |                  |
| APPLICATIONS RECEIVED         | 2              | 0                  | 6              | 0                 | 1                |
| APPLICATIONS APPROVED         | 2              | 0                  | 8              | 0                 | 0                |
| APPLICATIONS REJECTED         | 0              | 0                  | 5              | 0                 | 0                |
| APPLICATIONS PENDING          | 3              | 0                  | 4              | 0                 | 1                |
| RECIPIENTS                    | 70             | 5                  | 156            | 6                 | 15               |
| RCF-II                        | 51             | 3                  | 123            | 5                 | 11               |
| SNF-ICF                       | 4              | 0                  | 1              | 0                 | 0                |
| RCF-I                         | 15             | 2                  | 32             | 1                 | 4                |
| PAYMENTS                      | \$17,758       | \$1,188            | \$38,345       | \$1,413           | \$3,414          |
| RCF-II                        | \$13,858       | \$876              | \$33,317       | \$1,338           | \$2,790          |
| SNF/ICF                       | \$1,560        | \$0                | \$390          | \$0               | \$0              |
| RCF-I                         | \$2,340        | \$312              | \$4,638        | \$75              | \$624            |
| REINVESTIGATIONS              | 7              | 0                  | 16             | 0                 | 1                |
| CASES CLOSED                  | 0              | 0                  | 3              | 1                 | 0                |
| *** MA                        |                |                    |                |                   |                  |
| APPLICATIONS RECEIVED         | 152            | 31                 | 228            | 40                | 40               |
| APPLICATIONS APPROVED         | 98             | 23                 | 170            | 31                | 33               |
| APPLICATIONS REJECTED         | 28             | 2                  | 71             | 12                | 14               |
| APPLICATIONS PENDING          | 115            | 22                 | 231            | 39                | 23               |
| RECIPIENTS                    | 907            | 244                | 1,590          | 257               | 368              |
| CASES CLOSED                  | 17             | 9                  | 34             | 4                 | 12               |
| *** MA-K                      |                |                    |                |                   |                  |
| APPLICATIONS RECEIVED         | 0              | 0                  | 5              | 0                 | 0                |
| APPLICATIONS APPROVED-DMH     | 0              | 0                  | 0              | 0                 | 0                |
| APPLICATIONS APPROVED-DYS/JCT | 0              | 0                  | 3              | 0                 | 0                |
| APPLICATIONS REJECTED         | 0              | 0                  | 2              | 0                 | 0                |
| APPLICATIONS PENDING          | 0              | 0                  | 0              | 0                 | 0                |
| RECIPIENTS - DMH              | 0              | 0                  | 0              | 0                 | 0                |
| RECIPIENTS - DYS/JCT          | 0              | 0                  | 26             | 0                 | 1                |
| CASES CLOSED - DMH            | 0              | 0                  | 0              | 0                 | 0                |
| CASES CLOSED - DYS/JCT        | 0              | 0                  | 2              | 0                 | 1                |
| *** REFUGEE                   |                |                    |                |                   |                  |
| APPLICATIONS RECEIVED         | 0              | 0                  | 0              | 0                 | 0                |
| APPLICATIONS APPROVED         | 0              | 0                  | 0              | 0                 | 0                |
| APPLICATIONS REJECTED         | 0              | 0                  | 0              | 0                 | 0                |
| APPLICATIONS PENDING          | 0              | 0                  | 0              | 0                 | 0                |
| CASES RECEIVING               | 0              | 0                  | 0              | 0                 | 0                |
| TOTAL PERSONS                 | 0              | 0                  | 0              | 0                 | 0                |
| TOTAL PAYMENTS                | \$0            | \$0                | \$0            | \$0               | \$0              |
| REINVESTIGATIONS              | 0              | 0                  | 0              | 0                 | 0                |
| CASES CLOSED                  | 0              | 0                  | 0              | 0                 | 0                |
| *** SSI ONLY                  |                |                    |                |                   |                  |
| RECIPIENTS                    | 4              | 4                  | 6              | 1                 | 0                |
| *** SSI-SP                    |                |                    |                |                   |                  |
| RECIPIENTS                    | 4              | 3                  | 2              | 0                 | 1                |
| TOTAL PAYMENTS                | \$158          | \$114              | \$45           | \$0               | \$10             |
| *** SP ONLY                   |                |                    |                |                   |                  |
| RECIPIENTS                    | 0              | 0                  | 0              | 0                 | 1                |
| TOTAL PAYMENTS                | \$0            | \$0                | \$0            | \$0               | \$15             |
| *** OHB                       |                |                    |                |                   |                  |
| APPLICATIONS RECEIVED         | 9              | 11                 | 19             | 5                 | 4                |
| APPLICATIONS APPROVED         | 4              | 7                  | 14             | 2                 | 3                |
| APPLICATIONS REJECTED         | 1              | 4                  | 2              | 2                 | 3                |
| APPLICATIONS PENDING          | 6              | 2                  | 7              | 3                 | 1                |
| TOTAL PERSONS                 | 103            | 26                 | 177            | 22                | 32               |
| REINVESTIGATIONS              | 3              | 3                  | 7              | 0                 | 0                |
| CASES CLOSED                  | 27             | 4                  | 29             | 7                 | 10               |
| *** SLMB                      |                |                    |                |                   |                  |
| APPLICATIONS RECEIVED         | 1              | 3                  | 7              | 4                 | 2                |
| APPLICATIONS APPROVED         | 1              | 1                  | 1              | 1                 | 3                |
| APPLICATIONS REJECTED         | 0              | 0                  | 0              | 3                 | 1                |
| APPLICATIONS PENDING          | 0              | 2                  | 6              | 2                 | 1                |
| TOTAL PERSONS                 | 58             | 15                 | 93             | 25                | 38               |
| REINVESTIGATIONS              | 0              | 1                  | 4              | 0                 | 0                |
| CASES CLOSED                  | 5              | 4                  | 13             | 1                 | 3                |
| *** VENDOR CASES              |                |                    |                |                   |                  |
| RECIPIENTS                    | 428            | 105                | 708            | 179               | 152              |
| CASES CLOSED                  | 12             | 3                  | 19             | 4                 | 2                |

TABLE 2. DETAILED OPERATING STATISTICS BY AREA AND COUNTY FOR AUGUST 2000

|                                 | AREA 1<br>DAVIESS | AREA 1<br>DE KALB | AREA 1<br>GENTRY | AREA 1<br>GRUNDY | AREA 1<br>HARRISON |
|---------------------------------|-------------------|-------------------|------------------|------------------|--------------------|
| *** TEMPORARY ASSISTANCE        |                   |                   |                  |                  |                    |
| APPLICATIONS RECEIVED           | 9                 | 10                | 0                | 9                | 9                  |
| APPLICATIONS APPROVED           | 11                | 6                 | 0                | 6                | 8                  |
| APPLICATIONS REJECTED           | 1                 | 1                 | 0                | 6                | 0                  |
| APPLICATIONS PENDING            | 1                 | 6                 | 0                | 7                | 4                  |
| FAMILIES RECEIVING CASH         | 21                | 46                | 6                | 42               | 35                 |
| CHILDREN RECEIVING CASH         | 41                | 92                | 15               | 82               | 66                 |
| TOTAL PERSONS                   | 49                | 130               | 16               | 106              | 88                 |
| TOTAL PAYMENTS                  | \$5,615           | \$11,793          | \$1,532          | \$10,839         | \$9,261            |
| AVERAGE PER FAMILY              | \$267.38          | \$256.37          | \$255.33         | \$258.07         | \$264.60           |
| AVERAGE PER PERSON              | \$114.59          | \$90.72           | \$95.75          | \$102.25         | \$105.24           |
| TITLE XIX ONLY CASES            | 35                | 23                | 9                | 54               | 32                 |
| TITLE XIX ONLY PERSONS          | 109               | 68                | 23               | 157              | 84                 |
| TITLE XIX ONLY CHILDREN         | 62                | 44                | 14               | 90               | 46                 |
| TITLE XIX TRANSITIONAL CASES    | 9                 | 5                 | 3                | 15               | 19                 |
| TITLE XIX TRANSITIONAL PERSONS  | 29                | 11                | 8                | 25               | 49                 |
| TITLE XIX TRANSITIONAL CHILDREN | 17                | 4                 | 5                | 5                | 24                 |
| EXTENDED TRANSITIONAL CASES     | 2                 | 2                 | 4                | 6                | 3                  |
| EXTENDED TRANSITIONAL PERSONS   | 2                 | 2                 | 4                | 6                | 5                  |
| REINVESTIGATIONS                | 6                 | 1                 | 5                | 3                | 10                 |
| CASES CLOSED                    | 6                 | 13                | 2                | 7                | 16                 |
| *** TEMPORARY ASSISTANCE/UP     |                   |                   |                  |                  |                    |
| FAMILIES RECEIVING              | 0                 | 3                 | 0                | 0                | 0                  |
| CHILDREN RECEIVING              | 0                 | 10                | 0                | 0                | 0                  |
| TOTAL PERSONS                   | 0                 | 16                | 0                | 0                | 0                  |
| TOTAL PAYMENTS                  | \$0               | \$1,204           | \$0              | \$0              | \$0                |
| AVERAGE PER FAMILY              | \$0.00            | \$401.33          | \$0.00           | \$0.00           | \$0.00             |
| AVERAGE PER PERSON              | \$0.00            | \$75.25           | \$0.00           | \$0.00           | \$0.00             |
| *** MC+                         |                   |                   |                  |                  |                    |
| APPLICATIONS RECEIVED           | 14                | 21                | 12               | 24               | 25                 |
| APPLICATIONS APPROVED           | 14                | 19                | 11               | 10               | 20                 |
| APPLICATIONS REJECTED           | 8                 | 4                 | 2                | 7                | 2                  |
| APPLICATIONS PENDING            | 4                 | 5                 | 3                | 17               | 7                  |
| FAMILIES RECEIVING              | 265               | 226               | 161              | 347              | 324                |
| CUSTODIAL PARENTS RECEIVING     | 122               | 80                | 79               | 145              | 139                |
| CHILDREN RECEIVING              | 519               | 416               | 325              | 684              | 629                |
| REINVESTIGATIONS                | 26                | 18                | 15               | 7                | 24                 |
| CASES CLOSED                    | 6                 | 11                | 8                | 8                | 11                 |
| *** NON-CUSTODIAL PARENTS       |                   |                   |                  |                  |                    |
| APPLICATIONS RECEIVED           | 0                 | 0                 | 0                | 0                | 1                  |
| APPLICATIONS APPROVED           | 0                 | 0                 | 0                | 0                | 0                  |
| APPLICATIONS REJECTED           | 0                 | 0                 | 0                | 0                | 1                  |
| APPLICATIONS PENDING            | 0                 | 0                 | 0                | 0                | 0                  |
| TOTAL PERSONS RECEIVING         | 0                 | 1                 | 2                | 3                | 1                  |
| CURRENT SUPPORT                 | 0                 | 0                 | 0                | 1                | 0                  |
| PARENTS' FAIR SHARE             | 0                 | 1                 | 2                | 2                | 1                  |
| REINVESTIGATIONS                | 0                 | 0                 | 0                | 0                | 0                  |
| CASES CLOSED                    | 0                 | 0                 | 0                | 0                | 0                  |
| *** GR-CASH                     |                   |                   |                  |                  |                    |
| APPLICATIONS RECEIVED           | 0                 | 4                 | 2                | 6                | 1                  |
| APPLICATIONS APPROVED           | 0                 | 0                 | 0                | 1                | 1                  |
| APPLICATIONS REJECTED           | 0                 | 0                 | 2                | 4                | 0                  |
| APPLICATIONS PENDING            | 1                 | 6                 | 1                | 5                | 3                  |
| CASES RECEIVING                 | 2                 | 5                 | 0                | 4                | 4                  |
| PERSONS RECEIVING               | 2                 | 5                 | 0                | 4                | 4                  |
| CASH PAYMENTS                   | \$160             | \$400             | \$0              | \$320            | \$320              |
| REINVESTIGATIONS                | 1                 | 0                 | 0                | 0                | 0                  |
| CASES CLOSED                    | 0                 | 0                 | 0                | 0                | 0                  |
| MA-GR RECIPIENTS                | 2                 | 6                 | 4                | 13               | 16                 |
| MA-GR TOTAL PAYMENTS            | \$160             | \$480             | \$320            | \$1,040          | \$1,270            |
| *** MPW                         |                   |                   |                  |                  |                    |
| APPLICATIONS RECEIVED           | 6                 | 3                 | 6                | 9                | 12                 |
| APPLICATIONS APPROVED           | 6                 | 4                 | 6                | 8                | 11                 |
| APPLICATIONS REJECTED           | 2                 | 2                 | 0                | 2                | 4                  |
| APPLICATIONS PENDING            | 0                 | 0                 | 0                | 2                | 0                  |
| CASES RECEIVING                 | 35                | 24                | 16               | 41               | 48                 |
| EXTENDED WOMEN'S HEALTH         | 36                | 22                | 28               | 36               | 30                 |
| CASES CLOSED                    | 3                 | 0                 | 0                | 0                | 1                  |
| *** NEWBORNS                    | 41                | 20                | 41               | 27               | 34                 |
| *** AB SUPP                     |                   |                   |                  |                  |                    |
| APPLICATIONS RECEIVED           | 0                 | 0                 | 0                | 1                | 0                  |
| APPLICATIONS APPROVED           | 1                 | 0                 | 0                | 0                | 0                  |
| APPLICATIONS REJECTED           | 0                 | 1                 | 0                | 0                | 0                  |
| APPLICATIONS PENDING            | 0                 | 0                 | 0                | 1                | 0                  |
| RECIPIENTS                      | 2                 | 1                 | 0                | 4                | 1                  |
| TOTAL PAYMENTS                  | \$796             | \$398             | \$0              | \$1,249          | \$396              |
| CASES CLOSED                    | 0                 | 0                 | 0                | 0                | 1                  |

TABLE 2. DETAILED OPERATING STATISTICS BY AREA AND COUNTY FOR AUGUST 2000

|                               | AREA 1<br>DAVIESS | AREA 1<br>DE KALB | AREA 1<br>GENTRY | AREA 1<br>GRUNDY | AREA 1<br>HARRISON |
|-------------------------------|-------------------|-------------------|------------------|------------------|--------------------|
| *** BP                        |                   |                   |                  |                  |                    |
| APPLICATIONS RECEIVED         | 0                 | 0                 | 0                | 1                | 1                  |
| APPLICATIONS APPROVED         | 0                 | 0                 | 0                | 0                | 1                  |
| APPLICATIONS REJECTED         | 1                 | 1                 | 0                | 0                | 0                  |
| APPLICATIONS PENDING          | 0                 | 0                 | 0                | 1                | 0                  |
| RECIPIENTS                    | 3                 | 8                 | 3                | 3                | 3                  |
| TOTAL PAYMENTS                | \$1,194           | \$3,184           | \$1,187          | \$1,194          | \$1,194            |
| CASES CLOSED                  | 0                 | 0                 | 0                | 0                | 0                  |
| *** NC                        |                   |                   |                  |                  |                    |
| APPLICATIONS RECEIVED         | 0                 | 0                 | 0                | 1                | 2                  |
| APPLICATIONS APPROVED         | 0                 | 0                 | 0                | 1                | 0                  |
| APPLICATIONS REJECTED         | 0                 | 0                 | 0                | 0                | 0                  |
| APPLICATIONS PENDING          | 0                 | 1                 | 0                | 0                | 1                  |
| RECIPIENTS                    | 4                 | 20                | 2                | 18               | 4                  |
| RCF-II                        | 3                 | 15                | 0                | 8                | 3                  |
| SNF-ICF                       | 0                 | 0                 | 0                | 0                | 0                  |
| RCF-I                         | 1                 | 5                 | 2                | 10               | 1                  |
| PAYMENTS                      | \$914             | \$5,160           | \$143            | \$3,628          | \$1,016            |
| RCF-II                        | \$758             | \$4,380           | \$0              | \$2,210          | \$860              |
| SNF/ICF                       | \$0               | \$0               | \$0              | \$0              | \$0                |
| RCF-I                         | \$156             | \$780             | \$143            | \$1,418          | \$156              |
| REINVESTIGATIONS              | 1                 | 2                 | 0                | 1                | 0                  |
| CASES CLOSED                  | 0                 | 0                 | 1                | 1                | 0                  |
| *** MA                        |                   |                   |                  |                  |                    |
| APPLICATIONS RECEIVED         | 20                | 39                | 21               | 48               | 57                 |
| APPLICATIONS APPROVED         | 19                | 33                | 17               | 39               | 39                 |
| APPLICATIONS REJECTED         | 10                | 2                 | 3                | 10               | 6                  |
| APPLICATIONS PENDING          | 13                | 32                | 12               | 40               | 44                 |
| RECIPIENTS                    | 182               | 279               | 212              | 399              | 306                |
| CASES CLOSED                  | 2                 | 1                 | 6                | 8                | 11                 |
| *** MA-K                      |                   |                   |                  |                  |                    |
| APPLICATIONS RECEIVED         | 0                 | 0                 | 0                | 0                | 0                  |
| APPLICATIONS APPROVED-DMH     | 0                 | 0                 | 0                | 0                | 0                  |
| APPLICATIONS APPROVED-DYS/JCT | 0                 | 0                 | 0                | 0                | 0                  |
| APPLICATIONS REJECTED         | 0                 | 0                 | 0                | 0                | 0                  |
| APPLICATIONS PENDING          | 0                 | 0                 | 0                | 0                | 0                  |
| RECIPIENTS - DMH              | 0                 | 0                 | 0                | 0                | 0                  |
| RECIPIENTS - DYS/JCT          | 0                 | 0                 | 0                | 0                | 0                  |
| CASES CLOSED - DMH            | 0                 | 0                 | 0                | 0                | 0                  |
| CASES CLOSED - DYS/JCT        | 0                 | 0                 | 0                | 0                | 0                  |
| *** REFUGEE                   |                   |                   |                  |                  |                    |
| APPLICATIONS RECEIVED         | 0                 | 0                 | 0                | 0                | 0                  |
| APPLICATIONS APPROVED         | 0                 | 0                 | 0                | 0                | 0                  |
| APPLICATIONS REJECTED         | 0                 | 0                 | 0                | 0                | 0                  |
| APPLICATIONS PENDING          | 0                 | 0                 | 0                | 0                | 0                  |
| CASES RECEIVING               | 0                 | 0                 | 0                | 0                | 0                  |
| TOTAL PERSONS                 | 0                 | 0                 | 0                | 0                | 0                  |
| TOTAL PAYMENTS                | \$0               | \$0               | \$0              | \$0              | \$0                |
| REINVESTIGATIONS              | 0                 | 0                 | 0                | 0                | 0                  |
| CASES CLOSED                  | 0                 | 0                 | 0                | 0                | 0                  |
| *** SSI ONLY                  |                   |                   |                  |                  |                    |
| RECIPIENTS                    | 1                 | 2                 | 5                | 2                | 4                  |
| *** SSI-SP                    |                   |                   |                  |                  |                    |
| RECIPIENTS                    | 1                 | 0                 | 0                | 2                | 4                  |
| TOTAL PAYMENTS                | \$19              | \$0               | \$0              | \$51             | \$56               |
| *** SP ONLY                   |                   |                   |                  |                  |                    |
| RECIPIENTS                    | 0                 | 0                 | 0                | 0                | 0                  |
| TOTAL PAYMENTS                | \$0               | \$0               | \$0              | \$0              | \$0                |
| *** OHB                       |                   |                   |                  |                  |                    |
| APPLICATIONS RECEIVED         | 1                 | 3                 | 1                | 6                | 10                 |
| APPLICATIONS APPROVED         | 0                 | 0                 | 0                | 2                | 2                  |
| APPLICATIONS REJECTED         | 0                 | 0                 | 1                | 7                | 0                  |
| APPLICATIONS PENDING          | 1                 | 3                 | 0                | 2                | 7                  |
| TOTAL PERSONS                 | 13                | 13                | 17               | 37               | 36                 |
| REINVESTIGATIONS              | 1                 | 0                 | 0                | 1                | 2                  |
| CASES CLOSED                  | 2                 | 1                 | 2                | 9                | 5                  |
| *** SLMB                      |                   |                   |                  |                  |                    |
| APPLICATIONS RECEIVED         | 0                 | 1                 | 1                | 5                | 8                  |
| APPLICATIONS APPROVED         | 0                 | 0                 | 1                | 0                | 0                  |
| APPLICATIONS REJECTED         | 0                 | 0                 | 0                | 6                | 1                  |
| APPLICATIONS PENDING          | 0                 | 1                 | 0                | 2                | 7                  |
| TOTAL PERSONS                 | 9                 | 23                | 18               | 45               | 26                 |
| REINVESTIGATIONS              | 1                 | 2                 | 0                | 0                | 0                  |
| CASES CLOSED                  | 1                 | 5                 | 1                | 8                | 5                  |
| *** VENDOR CASES              |                   |                   |                  |                  |                    |
| RECIPIENTS                    | 40                | 117               | 96               | 111              | 117                |
| CASES CLOSED                  | 2                 | 1                 | 4                | 2                | 4                  |

TABLE 2. DETAILED OPERATING STATISTICS BY AREA AND COUNTY FOR AUGUST 2000

|                                 | AREA 1<br>HOLT | AREA 1<br>HOWARD | AREA 1<br>JOHNSON | AREA 1<br>LAFAYETTE | AREA 1<br>LINN |
|---------------------------------|----------------|------------------|-------------------|---------------------|----------------|
| *** TEMPORARY ASSISTANCE        |                |                  |                   |                     |                |
| APPLICATIONS RECEIVED           | 3              | 8                | 55                | 34                  | 20             |
| APPLICATIONS APPROVED           | 1              | 5                | 33                | 22                  | 21             |
| APPLICATIONS REJECTED           | 2              | 2                | 23                | 8                   | 5              |
| APPLICATIONS PENDING            | 2              | 2                | 30                | 16                  | 5              |
| FAMILIES RECEIVING CASH         | 12             | 45               | 187               | 138                 | 83             |
| CHILDREN RECEIVING CASH         | 19             | 75               | 311               | 237                 | 141            |
| TOTAL PERSONS                   | 23             | 108              | 442               | 344                 | 193            |
| TOTAL PAYMENTS                  | \$2,289        | \$9,591          | \$41,586          | \$33,200            | \$19,858       |
| AVERAGE PER FAMILY              | \$190.75       | \$213.13         | \$222.39          | \$240.58            | \$239.25       |
| AVERAGE PER PERSON              | \$99.52        | \$88.81          | \$94.09           | \$96.51             | \$102.89       |
| TITLE XIX ONLY CASES            | 3              | 24               | 140               | 89                  | 47             |
| TITLE XIX ONLY PERSONS          | 13             | 82               | 401               | 279                 | 165            |
| TITLE XIX ONLY CHILDREN         | 7              | 52               | 235               | 176                 | 106            |
| TITLE XIX TRANSITIONAL CASES    | 5              | 15               | 40                | 30                  | 18             |
| TITLE XIX TRANSITIONAL PERSONS  | 10             | 22               | 75                | 47                  | 29             |
| TITLE XIX TRANSITIONAL CHILDREN | 4              | 4                | 25                | 16                  | 9              |
| EXTENDED TRANSITIONAL CASES     | 4              | 6                | 13                | 15                  | 6              |
| EXTENDED TRANSITIONAL PERSONS   | 4              | 6                | 16                | 16                  | 7              |
| REINVESTIGATIONS                | 0              | 4                | 25                | 13                  | 7              |
| CASES CLOSED                    | 2              | 5                | 37                | 17                  | 13             |
| *** TEMPORARY ASSISTANCE/UP     |                |                  |                   |                     |                |
| FAMILIES RECEIVING              | 0              | 2                | 4                 | 0                   | 6              |
| CHILDREN RECEIVING              | 0              | 3                | 9                 | 0                   | 11             |
| TOTAL PERSONS                   | 0              | 7                | 15                | 0                   | 23             |
| TOTAL PAYMENTS                  | \$0            | \$293            | \$1,160           | \$0                 | \$1,841        |
| AVERAGE PER FAMILY              | \$0.00         | \$146.50         | \$290.00          | \$0.00              | \$306.83       |
| AVERAGE PER PERSON              | \$0.00         | \$41.86          | \$77.33           | \$0.00              | \$80.04        |
| *** MC+                         |                |                  |                   |                     |                |
| APPLICATIONS RECEIVED           | 5              | 11               | 94                | 61                  | 28             |
| APPLICATIONS APPROVED           | 3              | 6                | 55                | 35                  | 27             |
| APPLICATIONS REJECTED           | 5              | 4                | 33                | 14                  | 8              |
| APPLICATIONS PENDING            | 4              | 4                | 52                | 28                  | 9              |
| FAMILIES RECEIVING              | 158            | 292              | 1,042             | 828                 | 421            |
| CUSTODIAL PARENTS RECEIVING     | 46             | 114              | 315               | 283                 | 163            |
| CHILDREN RECEIVING              | 312            | 571              | 1,946             | 1,538               | 829            |
| REINVESTIGATIONS                | 2              | 20               | 21                | 26                  | 12             |
| CASES CLOSED                    | 2              | 15               | 41                | 32                  | 16             |
| *** NON-CUSTODIAL PARENTS       |                |                  |                   |                     |                |
| APPLICATIONS RECEIVED           | 0              | 0                | 0                 | 0                   | 0              |
| APPLICATIONS APPROVED           | 0              | 0                | 0                 | 0                   | 0              |
| APPLICATIONS REJECTED           | 0              | 0                | 0                 | 0                   | 1              |
| APPLICATIONS PENDING            | 0              | 0                | 0                 | 0                   | 0              |
| TOTAL PERSONS RECEIVING         | 0              | 2                | 5                 | 5                   | 1              |
| CURRENT SUPPORT                 | 0              | 1                | 0                 | 0                   | 0              |
| PARENTS' FAIR SHARE             | 0              | 1                | 5                 | 5                   | 1              |
| REINVESTIGATIONS                | 0              | 0                | 0                 | 0                   | 0              |
| CASES CLOSED                    | 0              | 0                | 1                 | 0                   | 0              |
| *** GR-CASH                     |                |                  |                   |                     |                |
| APPLICATIONS RECEIVED           | 4              | 1                | 12                | 4                   | 4              |
| APPLICATIONS APPROVED           | 0              | 0                | 1                 | 0                   | 2              |
| APPLICATIONS REJECTED           | 3              | 1                | 14                | 3                   | 3              |
| APPLICATIONS PENDING            | 7              | 3                | 20                | 16                  | 4              |
| CASES RECEIVING                 | 3              | 3                | 15                | 14                  | 4              |
| PERSONS RECEIVING               | 3              | 3                | 15                | 14                  | 4              |
| CASH PAYMENTS                   | \$240          | \$240            | \$1,040           | \$1,120             | \$320          |
| REINVESTIGATIONS                | 0              | 0                | 0                 | 0                   | 0              |
| CASES CLOSED                    | 0              | 2                | 3                 | 0                   | 0              |
| MA-GR RECIPIENTS                | 3              | 3                | 33                | 20                  | 9              |
| MA-GR TOTAL PAYMENTS            | \$240          | \$240            | \$2,480           | \$1,600             | \$720          |
| *** MPW                         |                |                  |                   |                     |                |
| APPLICATIONS RECEIVED           | 0              | 3                | 40                | 20                  | 6              |
| APPLICATIONS APPROVED           | 0              | 1                | 18                | 15                  | 2              |
| APPLICATIONS REJECTED           | 0              | 1                | 21                | 5                   | 3              |
| APPLICATIONS PENDING            | 0              | 1                | 14                | 4                   | 2              |
| CASES RECEIVING                 | 11             | 36               | 135               | 90                  | 62             |
| EXTENDED WOMEN'S HEALTH         | 17             | 42               | 149               | 108                 | 45             |
| CASES CLOSED                    | 0              | 1                | 7                 | 3                   | 3              |
| *** NEWBORNS                    | 11             | 33               | 134               | 88                  | 54             |
| *** AB SUPP                     |                |                  |                   |                     |                |
| APPLICATIONS RECEIVED           | 1              | 0                | 3                 | 1                   | 3              |
| APPLICATIONS APPROVED           | 0              | 0                | 0                 | 0                   | 0              |
| APPLICATIONS REJECTED           | 0              | 0                | 1                 | 1                   | 0              |
| APPLICATIONS PENDING            | 1              | 0                | 2                 | 1                   | 3              |
| RECIPIENTS                      | 1              | 1                | 2                 | 5                   | 5              |
| TOTAL PAYMENTS                  | \$368          | \$290            | \$389             | \$1,914             | \$1,483        |
| CASES CLOSED                    | 0              | 0                | 0                 | 0                   | 0              |

TABLE 2. DETAILED OPERATING STATISTICS BY AREA AND COUNTY FOR AUGUST 2000

|                               | AREA 1<br>HOLT | AREA 1<br>HOWARD | AREA 1<br>JOHNSON | AREA 1<br>LAFAYETTE | AREA 1<br>LINN |
|-------------------------------|----------------|------------------|-------------------|---------------------|----------------|
| *** BP                        |                |                  |                   |                     |                |
| APPLICATIONS RECEIVED         | 1              | 0                | 3                 | 1                   | 3              |
| APPLICATIONS APPROVED         | 0              | 0                | 0                 | 1                   | 0              |
| APPLICATIONS REJECTED         | 0              | 0                | 2                 | 0                   | 0              |
| APPLICATIONS PENDING          | 1              | 0                | 2                 | 1                   | 3              |
| RECIPIENTS                    | 3              | 5                | 17                | 17                  | 9              |
| TOTAL PAYMENTS                | \$1,194        | \$1,990          | \$6,766           | \$6,766             | \$3,582        |
| CASES CLOSED                  | 0              | 0                | 0                 | 0                   | 0              |
| *** NC                        |                |                  |                   |                     |                |
| APPLICATIONS RECEIVED         | 0              | 1                | 2                 | 1                   | 0              |
| APPLICATIONS APPROVED         | 0              | 1                | 1                 | 0                   | 1              |
| APPLICATIONS REJECTED         | 0              | 1                | 1                 | 1                   | 0              |
| APPLICATIONS PENDING          | 0              | 0                | 2                 | 1                   | 3              |
| RECIPIENTS                    | 1              | 36               | 31                | 15                  | 27             |
| RCF-II                        | 1              | 34               | 19                | 7                   | 14             |
| SNF-ICF                       | 0              | 0                | 1                 | 0                   | 9              |
| RCF-I                         | 0              | 2                | 11                | 8                   | 4              |
| PAYMENTS                      | \$223          | \$9,139          | \$6,766           | \$2,720             | \$7,640        |
| RCF-II                        | \$223          | \$8,831          | \$5,047           | \$1,628             | \$3,940        |
| SNF/ICF                       | \$0            | \$0              | \$390             | \$0                 | \$3,076        |
| RCF-I                         | \$0            | \$308            | \$1,329           | \$1,092             | \$624          |
| REINVESTIGATIONS              | 0              | 5                | 0                 | 0                   | 1              |
| CASES CLOSED                  | 0              | 0                | 1                 | 3                   | 0              |
| *** HA                        |                |                  |                   |                     |                |
| APPLICATIONS RECEIVED         | 9              | 32               | 100               | 69                  | 65             |
| APPLICATIONS APPROVED         | 15             | 31               | 68                | 60                  | 43             |
| APPLICATIONS REJECTED         | 4              | 10               | 22                | 10                  | 14             |
| APPLICATIONS PENDING          | 18             | 12               | 83                | 96                  | 52             |
| RECIPIENTS                    | 135            | 313              | 797               | 675                 | 449            |
| CASES CLOSED                  | 0              | 11               | 16                | 8                   | 10             |
| *** MA-K                      |                |                  |                   |                     |                |
| APPLICATIONS RECEIVED         | 0              | 0                | 0                 | 4                   | 0              |
| APPLICATIONS APPROVED-DMH     | 0              | 0                | 0                 | 0                   | 0              |
| APPLICATIONS APPROVED-DYS/JCT | 0              | 0                | 0                 | 0                   | 0              |
| APPLICATIONS REJECTED         | 0              | 0                | 0                 | 4                   | 0              |
| APPLICATIONS PENDING          | 0              | 0                | 0                 | 0                   | 0              |
| RECIPIENTS - DMH              | 0              | 0                | 0                 | 0                   | 0              |
| RECIPIENTS - DYS/JCT          | 0              | 0                | 0                 | 1                   | 0              |
| CASES CLOSED - DMH            | 0              | 0                | 0                 | 0                   | 0              |
| CASES CLOSED - DYS/JCT        | 0              | 0                | 0                 | 1                   | 0              |
| *** REFUGEE                   |                |                  |                   |                     |                |
| APPLICATIONS RECEIVED         | 0              | 0                | 0                 | 0                   | 0              |
| APPLICATIONS APPROVED         | 0              | 0                | 0                 | 0                   | 0              |
| APPLICATIONS REJECTED         | 0              | 0                | 0                 | 0                   | 0              |
| APPLICATIONS PENDING          | 0              | 0                | 0                 | 0                   | 0              |
| CASES RECEIVING               | 0              | 0                | 0                 | 0                   | 0              |
| TOTAL PERSONS                 | 0              | 0                | 0                 | 0                   | 0              |
| TOTAL PAYMENTS                | \$0            | \$0              | \$0               | \$0                 | \$0            |
| REINVESTIGATIONS              | 0              | 0                | 0                 | 0                   | 0              |
| CASES CLOSED                  | 0              | 0                | 0                 | 0                   | 0              |
| *** SSI ONLY                  |                |                  |                   |                     |                |
| RECIPIENTS                    | 3              | 1                | 5                 | 4                   | 1              |
| *** SSI-SP                    |                |                  |                   |                     |                |
| RECIPIENTS                    | 0              | 3                | 1                 | 3                   | 1              |
| TOTAL PAYMENTS                | \$0            | \$134            | \$42              | \$133               | \$4            |
| *** SP ONLY                   |                |                  |                   |                     |                |
| RECIPIENTS                    | 0              | 0                | 0                 | 1                   | 1              |
| TOTAL PAYMENTS                | \$0            | \$0              | \$0               | \$34                | \$16           |
| *** OMB                       |                |                  |                   |                     |                |
| APPLICATIONS RECEIVED         | 0              | 3                | 4                 | 5                   | 17             |
| APPLICATIONS APPROVED         | 0              | 3                | 0                 | 4                   | 4              |
| APPLICATIONS REJECTED         | 0              | 1                | 1                 | 0                   | 12             |
| APPLICATIONS PENDING          | 0              | 0                | 2                 | 2                   | 10             |
| TOTAL PERSONS                 | 12             | 26               | 51                | 75                  | 60             |
| REINVESTIGATIONS              | 0              | 0                | 0                 | 0                   | 5              |
| CASES CLOSED                  | 2              | 7                | 7                 | 6                   | 9              |
| *** SLMB                      |                |                  |                   |                     |                |
| APPLICATIONS RECEIVED         | 1              | 2                | 2                 | 4                   | 17             |
| APPLICATIONS APPROVED         | 0              | 1                | 0                 | 3                   | 3              |
| APPLICATIONS REJECTED         | 1              | 1                | 0                 | 1                   | 13             |
| APPLICATIONS PENDING          | 1              | 0                | 2                 | 2                   | 10             |
| TOTAL PERSONS                 | 19             | 16               | 37                | 49                  | 52             |
| REINVESTIGATIONS              | 0              | 0                | 0                 | 0                   | 3              |
| CASES CLOSED                  | 3              | 2                | 4                 | 9                   | 10             |
| *** VENDOR CASES              |                |                  |                   |                     |                |
| RECIPIENTS                    | 62             | 66               | 195               | 349                 | 121            |
| CASES CLOSED                  | 1              | 2                | 7                 | 1                   | 6              |



TABLE 2. DETAILED OPERATING STATISTICS BY AREA AND COUNTY FOR AUGUST 2000

|                                 | AREA 1<br>LIVINGSTON | AREA 1<br>MERCER | AREA 1<br>MODOKAWAY | AREA 1<br>PETTIS | AREA 1<br>PLATTE |
|---------------------------------|----------------------|------------------|---------------------|------------------|------------------|
| *** TEMPORARY ASSISTANCE        |                      |                  |                     |                  |                  |
| APPLICATIONS RECEIVED           | 19                   | 5                | 8                   | 81               | 29               |
| APPLICATIONS APPROVED           | 13                   | 4                | 9                   | 54               | 30               |
| APPLICATIONS REJECTED           | 4                    | 1                | 0                   | 31               | 7                |
| APPLICATIONS PENDING            | 2                    | 1                | 2                   | 41               | 13               |
| FAMILIES RECEIVING CASH         | 47                   | 16               | 34                  | 254              | 133              |
| CHILDREN RECEIVING CASH         | 84                   | 24               | 54                  | 514              | 227              |
| TOTAL PERSONS                   | 118                  | 34               | 72                  | 683              | 300              |
| TOTAL PAYMENTS                  | \$11,249             | \$3,482          | \$7,156             | \$62,199         | \$33,234         |
| AVERAGE PER FAMILY              | \$239.34             | \$217.63         | \$210.47            | \$244.88         | \$249.88         |
| AVERAGE PER PERSON              | \$95.33              | \$102.41         | \$99.39             | \$91.07          | \$110.78         |
| TITLE XIX ONLY CASES            | 60                   | 16               | 20                  | 151              | 104              |
| TITLE XIX ONLY PERSONS          | 192                  | 47               | 70                  | 472              | 306              |
| TITLE XIX ONLY CHILDREN         | 116                  | 30               | 40                  | 294              | 174              |
| TITLE XIX TRANSITIONAL CASES    | 17                   | 3                | 11                  | 32               | 29               |
| TITLE XIX TRANSITIONAL PERSONS  | 24                   | 8                | 26                  | 61               | 57               |
| TITLE XIX TRANSITIONAL CHILDREN | 6                    | 5                | 14                  | 22               | 24               |
| EXTENDED TRANSITIONAL CASES     | 9                    | 3                | 3                   | 16               | 11               |
| EXTENDED TRANSITIONAL PERSONS   | 9                    | 4                | 4                   | 17               | 12               |
| REINVESTIGATIONS                | 11                   | 3                | 6                   | 47               | 17               |
| CASES CLOSED                    | 7                    | 4                | 3                   | 35               | 22               |
| *** TEMPORARY ASSISTANCE/UP     |                      |                  |                     |                  |                  |
| FAMILIES RECEIVING              | 1                    | 1                | 0                   | 2                | 1                |
| CHILDREN RECEIVING              | 2                    | 1                | 0                   | 7                | 5                |
| TOTAL PERSONS                   | 4                    | 2                | 0                   | 11               | 7                |
| TOTAL PAYMENTS                  | \$313                | \$219            | \$0                 | \$291            | \$431            |
| AVERAGE PER FAMILY              | \$313.00             | \$219.00         | \$0.00              | \$145.50         | \$431.00         |
| AVERAGE PER PERSON              | \$78.25              | \$109.50         | \$0.00              | \$26.45          | \$61.57          |
| *** MC+                         |                      |                  |                     |                  |                  |
| APPLICATIONS RECEIVED           | 31                   | 13               | 21                  | 114              | 59               |
| APPLICATIONS APPROVED           | 18                   | 8                | 14                  | 71               | 46               |
| APPLICATIONS REJECTED           | 9                    | 3                | 3                   | 36               | 17               |
| APPLICATIONS PENDING            | 13                   | 5                | 4                   | 61               | 27               |
| FAMILIES RECEIVING              | 383                  | 89               | 305                 | 1,219            | 740              |
| CUSTODIAL PARENTS RECEIVING     | 152                  | 36               | 90                  | 633              | 230              |
| CHILDREN RECEIVING              | 751                  | 161              | 551                 | 2,198            | 1,275            |
| REINVESTIGATIONS                | 24                   | 11               | 15                  | 50               | 49               |
| CASES CLOSED                    | 19                   | 1                | 15                  | 61               | 33               |
| *** NON-CUSTODIAL PARENTS       |                      |                  |                     |                  |                  |
| APPLICATIONS RECEIVED           | 0                    | 0                | 0                   | 0                | 0                |
| APPLICATIONS APPROVED           | 0                    | 0                | 0                   | 0                | 0                |
| APPLICATIONS REJECTED           | 0                    | 0                | 0                   | 0                | 0                |
| APPLICATIONS PENDING            | 0                    | 0                | 0                   | 0                | 0                |
| TOTAL PERSONS RECEIVING         | 4                    | 0                | 1                   | 8                | 3                |
| CURRENT SUPPORT                 | 1                    | 0                | 0                   | 1                | 0                |
| PARENTS' FAIR SHARE             | 3                    | 0                | 1                   | 7                | 3                |
| REINVESTIGATIONS                | 0                    | 0                | 0                   | 0                | 0                |
| CASES CLOSED                    | 0                    | 0                | 0                   | 0                | 0                |
| *** GR-CASH                     |                      |                  |                     |                  |                  |
| APPLICATIONS RECEIVED           | 7                    | 2                | 4                   | 12               | 6                |
| APPLICATIONS APPROVED           | 2                    | 0                | 0                   | 2                | 0                |
| APPLICATIONS REJECTED           | 3                    | 1                | 4                   | 6                | 7                |
| APPLICATIONS PENDING            | 8                    | 2                | 2                   | 21               | 10               |
| CASES RECEIVING                 | 6                    | 1                | 3                   | 6                | 1                |
| PERSONS RECEIVING               | 6                    | 1                | 3                   | 6                | 1                |
| CASH PAYMENTS                   | \$480                | \$80             | \$240               | \$480            | \$80             |
| REINVESTIGATIONS                | 0                    | 0                | 0                   | 0                | 0                |
| CASES CLOSED                    | 0                    | 0                | 0                   | 0                | 0                |
| MA-GR RECIPIENTS                | 9                    | 4                | 2                   | 33               | 20               |
| MA-GR TOTAL PAYMENTS            | \$720                | \$240            | \$160               | \$2,577          | \$1,600          |
| *** MPW                         |                      |                  |                     |                  |                  |
| APPLICATIONS RECEIVED           | 9                    | 4                | 6                   | 38               | 27               |
| APPLICATIONS APPROVED           | 10                   | 1                | 7                   | 20               | 22               |
| APPLICATIONS REJECTED           | 3                    | 1                | 5                   | 12               | 12               |
| APPLICATIONS PENDING            | 2                    | 3                | 1                   | 19               | 4                |
| CASES RECEIVING                 | 65                   | 10               | 52                  | 163              | 115              |
| EXTENDED WOMEN'S HEALTH         | 49                   | 14               | 28                  | 119              | 98               |
| CASES CLOSED                    | 5                    | 1                | 2                   | 16               | 6                |
| *** NEWBORNS                    | 50                   | 19               | 49                  | 152              | 103              |
| *** AB SUPP                     |                      |                  |                     |                  |                  |
| APPLICATIONS RECEIVED           | 0                    | 0                | 0                   | 1                | 0                |
| APPLICATIONS APPROVED           | 0                    | 0                | 0                   | 0                | 0                |
| APPLICATIONS REJECTED           | 2                    | 0                | 1                   | 4                | 0                |
| APPLICATIONS PENDING            | 0                    | 0                | 0                   | 0                | 0                |
| RECIPIENTS                      | 2                    | 1                | 3                   | 3                | 3                |
| TOTAL PAYMENTS                  | \$598                | \$398            | \$851               | \$882            | \$1,194          |
| CASES CLOSED                    | 0                    | 0                | 0                   | 0                | 1                |

TABLE 2. DETAILED OPERATING STATISTICS BY AREA AND COUNTY FOR AUGUST 2000

|                               | AREA 1<br>LIVINGSTON | AREA 1<br>MERCER | AREA 1<br>NODAWAY | AREA 1<br>PETTIS | AREA 1<br>PLATTE |
|-------------------------------|----------------------|------------------|-------------------|------------------|------------------|
| *** BP                        |                      |                  |                   |                  |                  |
| APPLICATIONS RECEIVED         | 0                    | 0                | 0                 | 1                | 0                |
| APPLICATIONS APPROVED         | 1                    | 0                | 0                 | 0                | 0                |
| APPLICATIONS REJECTED         | 1                    | 0                | 1                 | 3                | 0                |
| APPLICATIONS PENDING          | 0                    | 0                | 0                 | 0                | 2                |
| RECIPIENTS                    | 14                   | 0                | 3                 | 39               | 6                |
| TOTAL PAYMENTS                | \$5,572              | \$0              | \$1,194           | \$15,522         | \$2,388          |
| CASES CLOSED                  | 0                    | 0                | 0                 | 1                | 0                |
| *** NC                        |                      |                  |                   |                  |                  |
| APPLICATIONS RECEIVED         | 0                    | 1                | 1                 | 3                | 3                |
| APPLICATIONS APPROVED         | 0                    | 0                | 0                 | 2                | 3                |
| APPLICATIONS REJECTED         | 0                    | 0                | 0                 | 0                | 0                |
| APPLICATIONS PENDING          | 0                    | 1                | 1                 | 3                | 1                |
| RECIPIENTS                    | 66                   | 9                | 10                | 103              | 56               |
| RCF-II                        | 45                   | 5                | 5                 | 56               | 30               |
| SNF-ICF                       | 17                   | 1                | 0                 | 0                | 1                |
| RCF-I                         | 4                    | 3                | 5                 | 47               | 25               |
| PAYMENTS                      | \$18,273             | \$2,078          | \$2,099           | \$21,633         | \$12,934         |
| RCF-II                        | \$11,019             | \$1,314          | \$1,319           | \$14,488         | \$8,646          |
| SNF/ICF                       | \$6,630              | \$296            | \$0               | \$0              | \$390            |
| RCF-I                         | \$624                | \$468            | \$780             | \$7,145          | \$3,898          |
| REINVESTIGATIONS              | 1                    | 0                | 1                 | 4                | 5                |
| CASES CLOSED                  | 1                    | 0                | 0                 | 2                | 1                |
| *** MA                        |                      |                  |                   |                  |                  |
| APPLICATIONS RECEIVED         | 35                   | 20               | 52                | 149              | 63               |
| APPLICATIONS APPROVED         | 32                   | 9                | 43                | 98               | 50               |
| APPLICATIONS REJECTED         | 7                    | 3                | 8                 | 41               | 17               |
| APPLICATIONS PENDING          | 36                   | 16               | 27                | 159              | 82               |
| RECIPIENTS                    | 400                  | 123              | 363               | 1,126            | 511              |
| CASES CLOSED                  | 5                    | 5                | 7                 | 26               | 7                |
| *** MA-K                      |                      |                  |                   |                  |                  |
| APPLICATIONS RECEIVED         | 0                    | 0                | 0                 | 0                | 0                |
| APPLICATIONS APPROVED-DMH     | 0                    | 0                | 0                 | 0                | 0                |
| APPLICATIONS APPROVED-DYS/JCT | 0                    | 0                | 0                 | 0                | 0                |
| APPLICATIONS REJECTED         | 0                    | 0                | 0                 | 0                | 0                |
| APPLICATIONS PENDING          | 0                    | 0                | 0                 | 0                | 0                |
| RECIPIENTS - DMH              | 0                    | 0                | 1                 | 1                | 0                |
| RECIPIENTS - DYS/JCT          | 0                    | 0                | 0                 | 1                | 1                |
| CASES CLOSED - DMH            | 0                    | 0                | 0                 | 0                | 0                |
| CASES CLOSED - DYS/JCT        | 0                    | 0                | 0                 | 0                | 0                |
| *** REFUGEE                   |                      |                  |                   |                  |                  |
| APPLICATIONS RECEIVED         | 0                    | 0                | 0                 | 0                | 0                |
| APPLICATIONS APPROVED         | 0                    | 0                | 0                 | 0                | 0                |
| APPLICATIONS REJECTED         | 0                    | 0                | 0                 | 0                | 0                |
| APPLICATIONS PENDING          | 0                    | 0                | 0                 | 0                | 0                |
| CASES RECEIVING               | 0                    | 0                | 0                 | 1                | 0                |
| TOTAL PERSONS                 | 0                    | 0                | 0                 | 1                | 0                |
| TOTAL PAYMENTS                | \$0                  | \$0              | \$0               | \$136            | \$0              |
| REINVESTIGATIONS              | 0                    | 0                | 0                 | 0                | 0                |
| CASES CLOSED                  | 0                    | 0                | 0                 | 0                | 0                |
| *** SSI ONLY                  |                      |                  |                   |                  |                  |
| RECIPIENTS                    | 3                    | 0                | 8                 | 9                | 2                |
| *** SSI-SP                    |                      |                  |                   |                  |                  |
| RECIPIENTS                    | 1                    | 0                | 3                 | 4                | 2                |
| TOTAL PAYMENTS                | \$60                 | \$0              | \$141             | \$94             | \$64             |
| *** SP ONLY                   |                      |                  |                   |                  |                  |
| RECIPIENTS                    | 2                    | 0                | 0                 | 1                | 0                |
| TOTAL PAYMENTS                | \$451                | \$0              | \$0               | \$21             | \$0              |
| *** OMB                       |                      |                  |                   |                  |                  |
| APPLICATIONS RECEIVED         | 6                    | 0                | 5                 | 17               | 9                |
| APPLICATIONS APPROVED         | 4                    | 0                | 3                 | 6                | 4                |
| APPLICATIONS REJECTED         | 2                    | 0                | 1                 | 9                | 7                |
| APPLICATIONS PENDING          | 0                    | 0                | 1                 | 10               | 7                |
| TOTAL PERSONS                 | 51                   | 13               | 60                | 142              | 63               |
| REINVESTIGATIONS              | 0                    | 1                | 1                 | 3                | 0                |
| CASES CLOSED                  | 6                    | 7                | 15                | 22               | 14               |
| *** SLMB                      |                      |                  |                   |                  |                  |
| APPLICATIONS RECEIVED         | 3                    | 0                | 1                 | 16               | 8                |
| APPLICATIONS APPROVED         | 2                    | 0                | 0                 | 3                | 5                |
| APPLICATIONS REJECTED         | 0                    | 0                | 1                 | 11               | 5                |
| APPLICATIONS PENDING          | 0                    | 0                | 0                 | 10               | 6                |
| TOTAL PERSONS                 | 40                   | 6                | 25                | 94               | 31               |
| REINVESTIGATIONS              | 0                    | 1                | 0                 | 1                | 0                |
| CASES CLOSED                  | 2                    | 0                | 4                 | 13               | 8                |
| *** VENDOR CASES              |                      |                  |                   |                  |                  |
| RECIPIENTS                    | 133                  | 26               | 112               | 229              | 246              |
| CASES CLOSED                  | 2                    | 0                | 2                 | 4                | 13               |

TABLE 2. DETAILED OPERATING STATISTICS BY AREA AND COUNTY FOR AUGUST 2000

|                                 | AREA 1<br>PUTNAM | AREA 1<br>RANDOLPH | AREA 1<br>RAY | AREA 1<br>SALINE | AREA 1<br>SULLIVAN |
|---------------------------------|------------------|--------------------|---------------|------------------|--------------------|
| *** TEMPORARY ASSISTANCE        |                  |                    |               |                  |                    |
| APPLICATIONS RECEIVED           | 4                | 41                 | 24            | 26               | 10                 |
| APPLICATIONS APPROVED           | 5                | 23                 | 17            | 20               | 8                  |
| APPLICATIONS REJECTED           | 1                | 21                 | 8             | 6                | 2                  |
| APPLICATIONS PENDING            | 1                | 14                 | 7             | 7                | 3                  |
| FAMILIES RECEIVING CASH         | 32               | 159                | 96            | 136              | 33                 |
| CHILDREN RECEIVING CASH         | 49               | 268                | 160           | 235              | 48                 |
| TOTAL PERSONS                   | 79               | 358                | 224           | 326              | 68                 |
| TOTAL PAYMENTS                  | \$7,597          | \$34,699           | \$24,353      | \$32,787         | \$8,185            |
| AVERAGE PER FAMILY              | \$237.41         | \$218.23           | \$253.68      | \$241.08         | \$248.03           |
| AVERAGE PER PERSON              | \$96.16          | \$96.92            | \$108.72      | \$100.57         | \$120.37           |
| TITLE XIX ONLY CASES            | 30               | 101                | 55            | 81               | 39                 |
| TITLE XIX ONLY PERSONS          | 100              | 337                | 167           | 234              | 120                |
| TITLE XIX ONLY CHILDREN         | 59               | 215                | 103           | 146              | 83                 |
| TITLE XIX TRANSITIONAL CASES    | 7                | 34                 | 22            | 49               | 9                  |
| TITLE XIX TRANSITIONAL PERSONS  | 12               | 103                | 47            | 85               | 16                 |
| TITLE XIX TRANSITIONAL CHILDREN | 2                | 58                 | 22            | 28               | 5                  |
| EXTENDED TRANSITIONAL CASES     | 1                | 19                 | 8             | 13               | 11                 |
| EXTENDED TRANSITIONAL PERSONS   | 2                | 20                 | 10            | 14               | 13                 |
| REINVESTIGATIONS                | 1                | 51                 | 20            | 24               | 3                  |
| CASES CLOSED                    | 4                | 15                 | 13            | 24               | 4                  |
| *** TEMPORARY ASSISTANCE/UP     |                  |                    |               |                  |                    |
| FAMILIES RECEIVING              | 4                | 0                  | 1             | 0                | 1                  |
| CHILDREN RECEIVING              | 6                | 0                  | 1             | 0                | 2                  |
| TOTAL PERSONS                   | 12               | 0                  | 3             | 0                | 4                  |
| TOTAL PAYMENTS                  | \$1,109          | \$0                | \$75          | \$0              | \$162              |
| AVERAGE PER FAMILY              | \$277.25         | \$0.00             | \$75.00       | \$0.00           | \$162.00           |
| AVERAGE PER PERSON              | \$92.42          | \$0.00             | \$25.00       | \$0.00           | \$40.50            |
| *** MC+                         |                  |                    |               |                  |                    |
| APPLICATIONS RECEIVED           | 13               | 74                 | 37            | 70               | 24                 |
| APPLICATIONS APPROVED           | 5                | 50                 | 24            | 43               | 13                 |
| APPLICATIONS REJECTED           | 3                | 31                 | 11            | 24               | 6                  |
| APPLICATIONS PENDING            | 4                | 29                 | 13            | 40               | 12                 |
| FAMILIES RECEIVING              | 195              | 789                | 391           | 652              | 256                |
| CUSTODIAL PARENTS RECEIVING     | 84               | 313                | 151           | 213              | 92                 |
| CHILDREN RECEIVING              | 361              | 1,485              | 720           | 1,215            | 469                |
| REINVESTIGATIONS                | 3                | 42                 | 27            | 27               | 4                  |
| CASES CLOSED                    | 6                | 34                 | 18            | 29               | 6                  |
| *** NON-CUSTODIAL PARENTS       |                  |                    |               |                  |                    |
| APPLICATIONS RECEIVED           | 0                | 3                  | 0             | 0                | 0                  |
| APPLICATIONS APPROVED           | 0                | 3                  | 0             | 0                | 0                  |
| APPLICATIONS REJECTED           | 0                | 0                  | 0             | 0                | 0                  |
| APPLICATIONS PENDING            | 0                | 0                  | 0             | 0                | 0                  |
| TOTAL PERSONS RECEIVING         | 1                | 13                 | 0             | 1                | 0                  |
| CURRENT SUPPORT                 | 0                | 0                  | 0             | 1                | 0                  |
| PARENTS' FAIR SHARE             | 1                | 13                 | 0             | 0                | 0                  |
| REINVESTIGATIONS                | 0                | 0                  | 0             | 0                | 0                  |
| CASES CLOSED                    | 0                | 0                  | 0             | 0                | 0                  |
| *** GR-CASH                     |                  |                    |               |                  |                    |
| APPLICATIONS RECEIVED           | 0                | 7                  | 4             | 11               | 3                  |
| APPLICATIONS APPROVED           | 1                | 0                  | 0             | 0                | 0                  |
| APPLICATIONS REJECTED           | 1                | 10                 | 5             | 14               | 6                  |
| APPLICATIONS PENDING            | 2                | 12                 | 4             | 18               | 7                  |
| CASES RECEIVING                 | 6                | 10                 | 7             | 6                | 8                  |
| PERSONS RECEIVING               | 6                | 10                 | 7             | 6                | 8                  |
| CASH PAYMENTS                   | \$480            | \$720              | \$560         | \$480            | \$640              |
| REINVESTIGATIONS                | 0                | 1                  | 0             | 0                | 0                  |
| CASES CLOSED                    | 2                | 2                  | 0             | 1                | 3                  |
| MA-GR RECIPIENTS                | 12               | 22                 | 10            | 20               | 14                 |
| MA-GR TOTAL PAYMENTS            | \$960            | \$1,760            | \$800         | \$1,600          | \$1,120            |
| *** MPW                         |                  |                    |               |                  |                    |
| APPLICATIONS RECEIVED           | 3                | 20                 | 12            | 18               | 9                  |
| APPLICATIONS APPROVED           | 3                | 12                 | 6             | 8                | 7                  |
| APPLICATIONS REJECTED           | 0                | 6                  | 3             | 6                | 2                  |
| APPLICATIONS PENDING            | 0                | 6                  | 4             | 10               | 1                  |
| CASES RECEIVING                 | 20               | 127                | 54            | 73               | 36                 |
| EXTENDED WOMEN'S HEALTH         | 17               | 102                | 60            | 61               | 28                 |
| CASES CLOSED                    | 0                | 6                  | 1             | 2                | 2                  |
| *** NEWBORNS                    | 26               | 100                | 60            | 89               | 44                 |
| *** AB SUPP                     |                  |                    |               |                  |                    |
| APPLICATIONS RECEIVED           | 0                | 1                  | 1             | 0                | 0                  |
| APPLICATIONS APPROVED           | 0                | 0                  | 0             | 0                | 0                  |
| APPLICATIONS REJECTED           | 0                | 0                  | 2             | 1                | 1                  |
| APPLICATIONS PENDING            | 0                | 3                  | 1             | 0                | 0                  |
| RECIPIENTS                      | 2                | 4                  | 2             | 2                | 1                  |
| TOTAL PAYMENTS                  | \$665            | \$1,093            | \$520         | \$600            | \$398              |
| CASES CLOSED                    | 0                | 1                  | 0             | 0                | 0                  |

TABLE 2. DETAILED OPERATING STATISTICS BY AREA AND COUNTY FOR AUGUST 2000

|                               | AREA 1<br>PUTNAM | AREA 1<br>RANDOLPH | AREA 1<br>RAY | AREA 1<br>SALINE | AREA 1<br>SULLIVAN |
|-------------------------------|------------------|--------------------|---------------|------------------|--------------------|
| *** BP                        |                  |                    |               |                  |                    |
| APPLICATIONS RECEIVED         | 0                | 1                  | 1             | 0                | 0                  |
| APPLICATIONS APPROVED         | 0                | 0                  | 1             | 0                | 0                  |
| APPLICATIONS REJECTED         | 0                | 0                  | 1             | 1                | 1                  |
| APPLICATIONS PENDING          | 0                | 3                  | 1             | 0                | 0                  |
| RECIPIENTS                    | 3                | 16                 | 11            | 10               | 5                  |
| TOTAL PAYMENTS                | \$1,194          | \$6,368            | \$4,378       | \$3,980          | \$1,990            |
| CASES CLOSED                  | 0                | 0                  | 0             | 0                | 0                  |
| *** NC                        |                  |                    |               |                  |                    |
| APPLICATIONS RECEIVED         | 0                | 3                  | 0             | 2                | 0                  |
| APPLICATIONS APPROVED         | 0                | 0                  | 0             | 0                | 0                  |
| APPLICATIONS REJECTED         | 0                | 1                  | 0             | 1                | 0                  |
| APPLICATIONS PENDING          | 0                | 2                  | 0             | 4                | 0                  |
| RECIPIENTS                    | 3                | 57                 | 5             | 66               | 17                 |
| RCF-II                        | 0                | 34                 | 5             | 42               | 2                  |
| SNF/ICF                       | 0                | 1                  | 0             | 3                | 0                  |
| RCF-I                         | 3                | 22                 | 0             | 21               | 15                 |
| PAYMENTS                      | \$462            | \$12,515           | \$1,192       | \$14,738         | \$2,831            |
| RCF-II                        | \$0              | \$9,201            | \$1,192       | \$10,714         | \$560              |
| SNF/ICF                       | \$0              | \$188              | \$0           | \$906            | \$0                |
| RCF-I                         | \$462            | \$3,126            | \$0           | \$3,118          | \$2,271            |
| REINVESTIGATIONS              | 0                | 10                 | 5             | 0                | 0                  |
| CASES CLOSED                  | 0                | 1                  | 0             | 0                | 0                  |
| *** MA                        |                  |                    |               |                  |                    |
| APPLICATIONS RECEIVED         | 32               | 115                | 59            | 102              | 25                 |
| APPLICATIONS APPROVED         | 21               | 94                 | 37            | 66               | 19                 |
| APPLICATIONS REJECTED         | 7                | 25                 | 21            | 29               | 8                  |
| APPLICATIONS PENDING          | 29               | 83                 | 40            | 92               | 31                 |
| RECIPIENTS                    | 222              | 825                | 379           | 731              | 274                |
| CASES CLOSED                  | 5                | 18                 | 6             | 9                | 9                  |
| *** HA-K                      |                  |                    |               |                  |                    |
| APPLICATIONS RECEIVED         | 0                | 0                  | 0             | 2                | 0                  |
| APPLICATIONS APPROVED-DMH     | 0                | 0                  | 0             | 0                | 0                  |
| APPLICATIONS APPROVED-DYS/JCT | 0                | 0                  | 0             | 2                | 0                  |
| APPLICATIONS REJECTED         | 0                | 0                  | 0             | 0                | 0                  |
| APPLICATIONS PENDING          | 0                | 0                  | 0             | 0                | 0                  |
| RECIPIENTS - DMH              | 0                | 0                  | 0             | 0                | 0                  |
| RECIPIENTS - DYS/JCT          | 0                | 2                  | 0             | 5                | 0                  |
| CASES CLOSED - DMH            | 0                | 0                  | 0             | 0                | 0                  |
| CASES CLOSED - DYS/JCT        | 0                | 1                  | 0             | 0                | 0                  |
| *** REFUGEE                   |                  |                    |               |                  |                    |
| APPLICATIONS RECEIVED         | 0                | 0                  | 0             | 0                | 0                  |
| APPLICATIONS APPROVED         | 0                | 0                  | 0             | 0                | 0                  |
| APPLICATIONS REJECTED         | 0                | 0                  | 0             | 0                | 0                  |
| APPLICATIONS PENDING          | 0                | 0                  | 0             | 0                | 0                  |
| CASES RECEIVING               | 0                | 0                  | 0             | 0                | 0                  |
| TOTAL PERSONS                 | 0                | 0                  | 0             | 0                | 0                  |
| TOTAL PAYMENTS                | \$0              | \$0                | \$0           | \$0              | \$0                |
| REINVESTIGATIONS              | 0                | 0                  | 0             | 0                | 0                  |
| CASES CLOSED                  | 0                | 0                  | 0             | 0                | 0                  |
| *** SSI ONLY                  |                  |                    |               |                  |                    |
| RECIPIENTS                    | 4                | 5                  | 1             | 7                | 3                  |
| *** SSI-SP                    |                  |                    |               |                  |                    |
| RECIPIENTS                    | 0                | 1                  | 0             | 2                | 1                  |
| TOTAL PAYMENTS                | \$0              | \$11               | \$0           | \$87             | \$20               |
| *** SP ONLY                   |                  |                    |               |                  |                    |
| RECIPIENTS                    | 0                | 1                  | 0             | 1                | 0                  |
| TOTAL PAYMENTS                | \$0              | \$13               | \$0           | \$18             | \$0                |
| *** OMB                       |                  |                    |               |                  |                    |
| APPLICATIONS RECEIVED         | 1                | 1                  | 7             | 9                | 3                  |
| APPLICATIONS APPROVED         | 1                | 1                  | 2             | 1                | 0                  |
| APPLICATIONS REJECTED         | 0                | 4                  | 5             | 9                | 1                  |
| APPLICATIONS PENDING          | 0                | 3                  | 2             | 6                | 3                  |
| TOTAL PERSONS                 | 22               | 69                 | 36            | 83               | 23                 |
| REINVESTIGATIONS              | 1                | 2                  | 1             | 0                | 0                  |
| CASES CLOSED                  | 5                | 12                 | 2             | 15               | 6                  |
| *** SLMB                      |                  |                    |               |                  |                    |
| APPLICATIONS RECEIVED         | 0                | 2                  | 7             | 10               | 3                  |
| APPLICATIONS APPROVED         | 0                | 5                  | 1             | 2                | 0                  |
| APPLICATIONS REJECTED         | 0                | 0                  | 5             | 8                | 1                  |
| APPLICATIONS PENDING          | 0                | 0                  | 2             | 6                | 3                  |
| TOTAL PERSONS                 | 12               | 53                 | 17            | 93               | 20                 |
| REINVESTIGATIONS              | 0                | 2                  | 0             | 0                | 0                  |
| CASES CLOSED                  | 0                | 4                  | 1             | 17               | 1                  |
| *** VENDOR CASES              |                  |                    |               |                  |                    |
| RECIPIENTS                    | 32               | 227                | 101           | 444              | 88                 |
| CASES CLOSED                  | 1                | 9                  | 9             | 7                | 4                  |

TABLE 2. DETAILED OPERATING STATISTICS BY AREA AND COUNTY FOR AUGUST 2000

|                                 | AREA 1<br>WORTH | AREA 2<br>ADAIR | AREA 2<br>AUDRAIN | AREA 2<br>BOONE | AREA 2<br>CALLAWAY |
|---------------------------------|-----------------|-----------------|-------------------|-----------------|--------------------|
| *** TEMPORARY ASSISTANCE        |                 |                 |                   |                 |                    |
| APPLICATIONS RECEIVED           | 2               | 13              | 24                | 129             | 26                 |
| APPLICATIONS APPROVED           | 1               | 11              | 13                | 101             | 31                 |
| APPLICATIONS REJECTED           | 0               | 1               | 9                 | 33              | 9                  |
| APPLICATIONS PENDING            | 2               | 3               | 17                | 74              | 11                 |
| FAMILIES RECEIVING CASH         | 4               | 97              | 164               | 911             | 240                |
| CHILDREN RECEIVING CASH         | 7               | 166             | 285               | 1,650           | 444                |
| TOTAL PERSONS                   | 10              | 236             | 407               | 2,311           | 617                |
| TOTAL PAYMENTS                  | \$1,044         | \$25,746        | \$39,927          | \$219,952       | \$59,270           |
| AVERAGE PER FAMILY              | \$261.00        | \$265.42        | \$243.46          | \$241.44        | \$246.96           |
| AVERAGE PER PERSON              | \$104.40        | \$109.09        | \$98.10           | \$95.18         | \$96.06            |
| TITLE XIX ONLY CASES            | 11              | 62              | 60                | 472             | 111                |
| TITLE XIX ONLY PERSONS          | 25              | 206             | 205               | 1,353           | 350                |
| TITLE XIX ONLY CHILDREN         | 16              | 111             | 125               | 792             | 204                |
| TITLE XIX TRANSITIONAL CASES    | 1               | 28              | 25                | 192             | 29                 |
| TITLE XIX TRANSITIONAL PERSONS  | 2               | 59              | 46                | 315             | 65                 |
| TITLE XIX TRANSITIONAL CHILDREN | 0               | 27              | 19                | 108             | 33                 |
| EXTENDED TRANSITIONAL CASES     | 0               | 12              | 8                 | 97              | 11                 |
| EXTENDED TRANSITIONAL PERSONS   | 0               | 12              | 9                 | 100             | 12                 |
| REINVESTIGATIONS                | 3               | 15              | 7                 | 108             | 11                 |
| CASES CLOSED                    | 1               | 14              | 19                | 76              | 17                 |
| *** TEMPORARY ASSISTANCE/UP     |                 |                 |                   |                 |                    |
| FAMILIES RECEIVING              | 0               | 2               | 3                 | 7               | 4                  |
| CHILDREN RECEIVING              | 0               | 5               | 4                 | 21              | 10                 |
| TOTAL PERSONS                   | 0               | 9               | 9                 | 33              | 18                 |
| TOTAL PAYMENTS                  | \$0             | \$730           | \$683             | \$1,693         | \$1,345            |
| AVERAGE PER FAMILY              | \$0.00          | \$365.00        | \$227.67          | \$241.86        | \$336.25           |
| AVERAGE PER PERSON              | \$0.00          | \$81.11         | \$75.89           | \$51.30         | \$74.72            |
| *** MC+                         |                 |                 |                   |                 |                    |
| APPLICATIONS RECEIVED           | 3               | 51              | 47                | 197             | 60                 |
| APPLICATIONS APPROVED           | 3               | 30              | 36                | 102             | 37                 |
| APPLICATIONS REJECTED           | 0               | 15              | 10                | 77              | 21                 |
| APPLICATIONS PENDING            | 1               | 12              | 13                | 99              | 35                 |
| FAMILIES RECEIVING              | 86              | 539             | 622               | 3,351           | 1,164              |
| CUSTODIAL PARENTS RECEIVING     | 32              | 240             | 212               | 1,194           | 428                |
| CHILDREN RECEIVING              | 160             | 949             | 1,174             | 6,064           | 2,163              |
| REINVESTIGATIONS                | 4               | 0               | 4                 | 58              | 24                 |
| CASES CLOSED                    | 4               | 5               | 13                | 92              | 27                 |
| *** NON-CUSTODIAL PARENTS       |                 |                 |                   |                 |                    |
| APPLICATIONS RECEIVED           | 0               | 0               | 0                 | 15              | 0                  |
| APPLICATIONS APPROVED           | 0               | 0               | 0                 | 14              | 0                  |
| APPLICATIONS REJECTED           | 0               | 0               | 0                 | 1               | 1                  |
| APPLICATIONS PENDING            | 0               | 0               | 0                 | 0               | 0                  |
| TOTAL PERSONS RECEIVING         | 1               | 10              | 2                 | 50              | 5                  |
| CURRENT SUPPORT                 | 0               | 1               | 0                 | 3               | 0                  |
| PARENTS' FAIR SHARE             | 1               | 9               | 2                 | 47              | 5                  |
| REINVESTIGATIONS                | 0               | 0               | 0                 | 0               | 0                  |
| CASES CLOSED                    | 0               | 0               | 0                 | 6               | 1                  |
| *** GR-CASH                     |                 |                 |                   |                 |                    |
| APPLICATIONS RECEIVED           | 1               | 10              | 8                 | 47              | 19                 |
| APPLICATIONS APPROVED           | 0               | 3               | 1                 | 3               | 2                  |
| APPLICATIONS REJECTED           | 1               | 5               | 8                 | 38              | 10                 |
| APPLICATIONS PENDING            | 2               | 13              | 24                | 72              | 18                 |
| CASES RECEIVING                 | 0               | 15              | 14                | 39              | 15                 |
| PERSONS RECEIVING               | 0               | 15              | 14                | 40              | 15                 |
| CASH PAYMENTS                   | \$0             | \$1,200         | \$1,040           | \$3,120         | \$1,200            |
| REINVESTIGATIONS                | 0               | 0               | 0                 | 2               | 1                  |
| CASES CLOSED                    | 0               | 0               | 1                 | 6               | 3                  |
| MA-GR RECIPIENTS                | 0               | 11              | 13                | 58              | 22                 |
| MA-GR TOTAL PAYMENTS            | \$0             | \$880           | \$1,040           | \$4,640         | \$1,741            |
| *** HPW                         |                 |                 |                   |                 |                    |
| APPLICATIONS RECEIVED           | 1               | 8               | 13                | 66              | 16                 |
| APPLICATIONS APPROVED           | 1               | 8               | 9                 | 43              | 17                 |
| APPLICATIONS REJECTED           | 0               | 1               | 2                 | 18              | 3                  |
| APPLICATIONS PENDING            | 0               | 0               | 1                 | 23              | 8                  |
| CASES RECEIVING                 | 7               | 81              | 95                | 353             | 128                |
| EXTENDED WOMEN'S HEALTH         | 9               | 45              | 71                | 332             | 109                |
| CASES CLOSED                    | 1               | 1               | 2                 | 15              | 4                  |
| *** NEWBORNS                    |                 |                 |                   |                 |                    |
|                                 | 11              | 62              | 96                | 257             | 87                 |
| *** AB SUPP                     |                 |                 |                   |                 |                    |
| APPLICATIONS RECEIVED           | 0               | 0               | 1                 | 3               | 0                  |
| APPLICATIONS APPROVED           | 0               | 0               | 0                 | 1               | 0                  |
| APPLICATIONS REJECTED           | 0               | 0               | 0                 | 1               | 0                  |
| APPLICATIONS PENDING            | 0               | 0               | 3                 | 4               | 2                  |
| RECIPIENTS                      | 0               | 0               | 3                 | 14              | 6                  |
| TOTAL PAYMENTS                  | \$0             | \$0             | \$1,194           | \$4,939         | \$1,287            |
| CASES CLOSED                    | 0               | 0               | 0                 | 0               | 0                  |

TABLE 2. DETAILED OPERATING STATISTICS BY AREA AND COUNTY FOR AUGUST 2000

|                               | AREA 1<br>WORTH | AREA 2<br>ADAIR | AREA 2<br>AUDRAIN | AREA 2<br>BOONE | AREA 2<br>CALLAWAY |
|-------------------------------|-----------------|-----------------|-------------------|-----------------|--------------------|
| *** BP                        |                 |                 |                   |                 |                    |
| APPLICATIONS RECEIVED         | 0               | 0               | 1                 | 3               | 0                  |
| APPLICATIONS APPROVED         | 0               | 0               | 0                 | 1               | 0                  |
| APPLICATIONS REJECTED         | 0               | 0               | 0                 | 1               | 0                  |
| APPLICATIONS PENDING          | 0               | 0               | 3                 | 4               | 2                  |
| RECIPIENTS                    | 3               | 7               | 9                 | 43              | 13                 |
| TOTAL PAYMENTS                | \$1,194         | \$2,786         | \$3,582           | \$17,114        | \$5,174            |
| CASES CLOSED                  | 0               | 0               | 0                 | 1               | 0                  |
| *** NC                        |                 |                 |                   |                 |                    |
| APPLICATIONS RECEIVED         | 1               | 3               | 1                 | 7               | 6                  |
| APPLICATIONS APPROVED         | 1               | 0               | 0                 | 5               | 4                  |
| APPLICATIONS REJECTED         | 0               | 0               | 0                 | 2               | 0                  |
| APPLICATIONS PENDING          | 0               | 3               | 1                 | 4               | 4                  |
| RECIPIENTS                    | 2               | 38              | 47                | 119             | 61                 |
| RCF-II                        | 2               | 29              | 44                | 65              | 25                 |
| SNF/ICF                       | 0               | 0               | 1                 | 4               | 3                  |
| RCF-I                         | 0               | 9               | 2                 | 50              | 33                 |
| PAYMENTS                      | \$584           | \$8,712         | \$12,196          | \$25,803        | \$12,146           |
| RCF-II                        | \$584           | \$7,318         | \$11,528          | \$16,650        | \$6,382            |
| SNF/ICF                       | \$0             | \$0             | \$390             | \$1,560         | \$793              |
| RCF-I                         | \$0             | \$1,394         | \$278             | \$7,593         | \$4,971            |
| REINVESTIGATIONS              | 0               | 0               | 0                 | 3               | 3                  |
| CASES CLOSED                  | 0               | 1               | 0                 | 3               | 1                  |
| *** MA                        |                 |                 |                   |                 |                    |
| APPLICATIONS RECEIVED         | 3               | 72              | 84                | 376             | 123                |
| APPLICATIONS APPROVED         | 3               | 52              | 45                | 270             | 92                 |
| APPLICATIONS REJECTED         | 2               | 15              | 20                | 95              | 43                 |
| APPLICATIONS PENDING          | 7               | 68              | 90                | 311             | 84                 |
| RECIPIENTS                    | 69              | 729             | 587               | 2,479           | 905                |
| CASES CLOSED                  | 1               | 10              | 9                 | 43              | 10                 |
| *** MA-K                      |                 |                 |                   |                 |                    |
| APPLICATIONS RECEIVED         | 0               | 2               | 2                 | 27              | 2                  |
| APPLICATIONS APPROVED-DMH     | 0               | 0               | 0                 | 0               | 0                  |
| APPLICATIONS APPROVED-DYS/JCT | 0               | 2               | 3                 | 17              | 0                  |
| APPLICATIONS REJECTED         | 0               | 0               | 0                 | 9               | 1                  |
| APPLICATIONS PENDING          | 0               | 0               | 0                 | 1               | 1                  |
| RECIPIENTS - DMH              | 0               | 1               | 0                 | 1               | 0                  |
| RECIPIENTS - DYS/JCT          | 0               | 28              | 14                | 44              | 3                  |
| CASES CLOSED - DMH            | 0               | 0               | 0                 | 0               | 0                  |
| CASES CLOSED - DYS/JCT        | 0               | 6               | 1                 | 15              | 0                  |
| *** REFUGEE                   |                 |                 |                   |                 |                    |
| APPLICATIONS RECEIVED         | 0               | 0               | 0                 | 2               | 0                  |
| APPLICATIONS APPROVED         | 0               | 0               | 0                 | 0               | 0                  |
| APPLICATIONS REJECTED         | 0               | 0               | 0                 | 0               | 0                  |
| APPLICATIONS PENDING          | 0               | 0               | 0                 | 2               | 0                  |
| CASES RECEIVING               | 0               | 0               | 0                 | 13              | 0                  |
| TOTAL PERSONS                 | 0               | 0               | 0                 | 34              | 0                  |
| TOTAL PAYMENTS                | \$0             | \$0             | \$0               | \$614           | \$0                |
| REINVESTIGATIONS              | 0               | 0               | 0                 | 0               | 0                  |
| CASES CLOSED                  | 0               | 0               | 0                 | 2               | 0                  |
| *** SSI ONLY                  |                 |                 |                   |                 |                    |
| RECIPIENTS                    | 0               | 9               | 4                 | 7               | 3                  |
| *** SSI-SP                    |                 |                 |                   |                 |                    |
| RECIPIENTS                    | 0               | 2               | 4                 | 1               | 3                  |
| TOTAL PAYMENTS                | \$0             | \$358           | \$90              | \$128           | \$39               |
| *** SP ONLY                   |                 |                 |                   |                 |                    |
| RECIPIENTS                    | 0               | 0               | 2                 | 1               | 1                  |
| TOTAL PAYMENTS                | \$0             | \$0             | \$118             | \$63            | \$62               |
| *** QMB                       |                 |                 |                   |                 |                    |
| APPLICATIONS RECEIVED         | 2               | 3               | 7                 | 18              | 6                  |
| APPLICATIONS APPROVED         | 0               | 4               | 4                 | 12              | 2                  |
| APPLICATIONS REJECTED         | 2               | 0               | 3                 | 5               | 1                  |
| APPLICATIONS PENDING          | 0               | 1               | 1                 | 7               | 2                  |
| TOTAL PERSONS                 | 9               | 46              | 54                | 174             | 104                |
| REINVESTIGATIONS              | 0               | 0               | 0                 | 0               | 0                  |
| CASES CLOSED                  | 1               | 4               | 12                | 54              | 25                 |
| *** SLMB                      |                 |                 |                   |                 |                    |
| APPLICATIONS RECEIVED         | 2               | 2               | 4                 | 4               | 7                  |
| APPLICATIONS APPROVED         | 0               | 1               | 2                 | 4               | 1                  |
| APPLICATIONS REJECTED         | 2               | 0               | 1                 | 2               | 2                  |
| APPLICATIONS PENDING          | 0               | 1               | 1                 | 2               | 3                  |
| TOTAL PERSONS                 | 13              | 26              | 24                | 107             | 63                 |
| REINVESTIGATIONS              | 2               | 0               | 0                 | 0               | 0                  |
| CASES CLOSED                  | 2               | 2               | 3                 | 16              | 10                 |
| *** VENDOR CASES              |                 |                 |                   |                 |                    |
| RECIPIENTS                    | 24              | 179             | 144               | 370             | 155                |
| CASES CLOSED                  | 0               | 6               | 3                 | 7               | 9                  |

TABLE 2. DETAILED OPERATING STATISTICS BY AREA AND COUNTY FOR AUGUST 2000

|                                 | AREA 2<br>CLARK | AREA 2<br>COLE | AREA 2<br>FRANKLIN | AREA 2<br>GASCONADE | AREA 2<br>JEFFERSON |
|---------------------------------|-----------------|----------------|--------------------|---------------------|---------------------|
| *** TEMPORARY ASSISTANCE        |                 |                |                    |                     |                     |
| APPLICATIONS RECEIVED           | 5               | 51             | 83                 | 18                  | 171                 |
| APPLICATIONS APPROVED           | 5               | 40             | 69                 | 16                  | 121                 |
| APPLICATIONS REJECTED           | 0               | 24             | 8                  | 5                   | 72                  |
| APPLICATIONS PENDING            | 0               | 26             | 28                 | 5                   | 69                  |
| FAMILIES RECEIVING CASH         | 39              | 300            | 315                | 43                  | 739                 |
| CHILDREN RECEIVING CASH         | 61              | 589            | 581                | 61                  | 1,292               |
| TOTAL PERSONS                   | 84              | 792            | 794                | 85                  | 1,874               |
| TOTAL PAYMENTS                  | \$8,826         | \$74,192       | \$83,150           | \$10,098            | \$183,908           |
| AVERAGE PER FAMILY              | \$226.31        | \$247.31       | \$263.97           | \$234.84            | \$248.86            |
| AVERAGE PER PERSON              | \$105.07        | \$93.68        | \$104.72           | \$118.80            | \$98.14             |
| TITLE XIX ONLY CASES            | 22              | 124            | 353                | 37                  | 736                 |
| TITLE XIX ONLY PERSONS          | 66              | 421            | 1,131              | 125                 | 2,167               |
| TITLE XIX ONLY CHILDREN         | 37              | 252            | 703                | 79                  | 1,290               |
| TITLE XIX TRANSITIONAL CASES    | 7               | 44             | 127                | 19                  | 182                 |
| TITLE XIX TRANSITIONAL PERSONS  | 19              | 88             | 241                | 40                  | 350                 |
| TITLE XIX TRANSITIONAL CHILDREN | 12              | 42             | 78                 | 17                  | 136                 |
| EXTENDED TRANSITIONAL CASES     | 3               | 15             | 30                 | 0                   | 82                  |
| EXTENDED TRANSITIONAL PERSONS   | 4               | 17             | 34                 | 0                   | 88                  |
| REINVESTIGATIONS                | 6               | 55             | 84                 | 3                   | 135                 |
| CASES CLOSED                    | 10              | 40             | 56                 | 6                   | 73                  |
| *** TEMPORARY ASSISTANCE/UP     |                 |                |                    |                     |                     |
| FAMILIES RECEIVING              | 0               | 2              | 3                  | 0                   | 5                   |
| CHILDREN RECEIVING              | 0               | 7              | 8                  | 0                   | 11                  |
| TOTAL PERSONS                   | 0               | 11             | 13                 | 0                   | 20                  |
| TOTAL PAYMENTS                  | \$0             | \$723          | \$1,027            | \$0                 | \$1,659             |
| AVERAGE PER FAMILY              | \$0.00          | \$361.50       | \$342.33           | \$0.00              | \$331.80            |
| AVERAGE PER PERSON              | \$0.00          | \$65.73        | \$79.00            | \$0.00              | \$82.95             |
| *** MC+                         |                 |                |                    |                     |                     |
| APPLICATIONS RECEIVED           | 13              | 102            | 146                | 26                  | 266                 |
| APPLICATIONS APPROVED           | 12              | 69             | 100                | 24                  | 165                 |
| APPLICATIONS REJECTED           | 2               | 31             | 22                 | 9                   | 111                 |
| APPLICATIONS PENDING            | 4               | 43             | 43                 | 7                   | 110                 |
| FAMILIES RECEIVING              | 231             | 1,182          | 1,803              | 296                 | 3,928               |
| CUSTODIAL PARENTS RECEIVING     | 100             | 461            | 678                | 119                 | 1,600               |
| CHILDREN RECEIVING              | 436             | 2,122          | 3,320              | 562                 | 7,064               |
| REINVESTIGATIONS                | 0               | 49             | 154                | 10                  | 108                 |
| CASES CLOSED                    | 5               | 47             | 76                 | 13                  | 107                 |
| *** NON-CUSTODIAL PARENTS       |                 |                |                    |                     |                     |
| APPLICATIONS RECEIVED           | 0               | 2              | 1                  | 0                   | 0                   |
| APPLICATIONS APPROVED           | 0               | 2              | 1                  | 0                   | 0                   |
| APPLICATIONS REJECTED           | 0               | 0              | 0                  | 0                   | 0                   |
| APPLICATIONS PENDING            | 0               | 0              | 0                  | 0                   | 0                   |
| TOTAL PERSONS RECEIVING         | 3               | 18             | 27                 | 2                   | 51                  |
| CURRENT SUPPORT                 | 0               | 2              | 2                  | 0                   | 1                   |
| PARENTS' FAIR SHARE             | 3               | 16             | 25                 | 2                   | 50                  |
| REINVESTIGATIONS                | 0               | 0              | 0                  | 0                   | 0                   |
| CASES CLOSED                    | 0               | 1              | 0                  | 0                   | 8                   |
| *** GR-CASH                     |                 |                |                    |                     |                     |
| APPLICATIONS RECEIVED           | 1               | 24             | 22                 | 7                   | 42                  |
| APPLICATIONS APPROVED           | 1               | 0              | 1                  | 0                   | 6                   |
| APPLICATIONS REJECTED           | 1               | 23             | 25                 | 3                   | 37                  |
| APPLICATIONS PENDING            | 1               | 28             | 33                 | 7                   | 60                  |
| CASES RECEIVING                 | 3               | 17             | 14                 | 2                   | 35                  |
| PERSONS RECEIVING               | 3               | 17             | 14                 | 2                   | 35                  |
| CASH PAYMENTS                   | \$240           | \$1,360        | \$1,120            | \$80                | \$2,800             |
| REINVESTIGATIONS                | 0               | 2              | 0                  | 0                   | 2                   |
| CASES CLOSED                    | 0               | 2              | 1                  | 0                   | 4                   |
| MA-GR RECIPIENTS                | 3               | 25             | 27                 | 4                   | 50                  |
| MA-GR TOTAL PAYMENTS            | \$240           | \$2,000        | \$2,160            | \$320               | \$4,000             |
| *** MPW                         |                 |                |                    |                     |                     |
| APPLICATIONS RECEIVED           | 4               | 33             | 41                 | 12                  | 77                  |
| APPLICATIONS APPROVED           | 5               | 22             | 28                 | 11                  | 55                  |
| APPLICATIONS REJECTED           | 0               | 12             | 6                  | 0                   | 26                  |
| APPLICATIONS PENDING            | 1               | 8              | 14                 | 4                   | 31                  |
| CASES RECEIVING                 | 28              | 144            | 237                | 48                  | 444                 |
| EXTENDED WOMEN'S HEALTH         | 17              | 107            | 231                | 33                  | 516                 |
| CASES CLOSED                    | 0               | 3              | 5                  | 0                   | 12                  |
| *** NEWBORNS                    | 15              | 125            | 209                | 39                  | 483                 |
| *** AB SUPP                     |                 |                |                    |                     |                     |
| APPLICATIONS RECEIVED           | 0               | 2              | 3                  | 0                   | 2                   |
| APPLICATIONS APPROVED           | 0               | 0              | 0                  | 0                   | 0                   |
| APPLICATIONS REJECTED           | 0               | 2              | 3                  | 0                   | 2                   |
| APPLICATIONS PENDING            | 1               | 4              | 2                  | 0                   | 2                   |
| RECIPIENTS                      | 1               | 4              | 4                  | 2                   | 15                  |
| TOTAL PAYMENTS                  | \$398           | \$721          | \$1,294            | \$640               | \$4,628             |
| CASES CLOSED                    | 0               | 0              | 0                  | 0                   | 0                   |

TABLE 2. DETAILED OPERATING STATISTICS BY AREA AND COUNTY FOR AUGUST 2000

|                               | AREA 2<br>CLARK | AREA 2<br>COLE | AREA 2<br>FRANKLIN | AREA 2<br>GASCONADE | AREA 2<br>JEFFERSON |
|-------------------------------|-----------------|----------------|--------------------|---------------------|---------------------|
| *** BP                        |                 |                |                    |                     |                     |
| APPLICATIONS RECEIVED         | 0               | 2              | 3                  | 0                   | 2                   |
| APPLICATIONS APPROVED         | 0               | 1              | 1                  | 0                   | 0                   |
| APPLICATIONS REJECTED         | 0               | 1              | 1                  | 0                   | 3                   |
| APPLICATIONS PENDING          | 1               | 4              | 3                  | 0                   | 3                   |
| RECIPIENTS                    | 3               | 22             | 39                 | 2                   | 48                  |
| TOTAL PAYMENTS                | \$1,187         | \$8,756        | \$15,522           | \$796               | \$19,104            |
| CASES CLOSED                  | 0               | 0              | 1                  | 0                   | 1                   |
| *** NC                        |                 |                |                    |                     |                     |
| APPLICATIONS RECEIVED         | 1               | 6              | 3                  | 0                   | 16                  |
| APPLICATIONS APPROVED         | 0               | 2              | 4                  | 0                   | 11                  |
| APPLICATIONS REJECTED         | 0               | 1              | 0                  | 0                   | 4                   |
| APPLICATIONS PENDING          | 1               | 6              | 3                  | 0                   | 19                  |
| RECIPIENTS                    | 5               | 92             | 64                 | 18                  | 360                 |
| RCF-II                        | 5               | 66             | 36                 | 2                   | 147                 |
| SNF/ICF                       | 0               | 3              | 11                 | 0                   | 13                  |
| RCF-I                         | 0               | 23             | 17                 | 16                  | 200                 |
| PAYMENTS                      | \$1,379         | \$22,734       | \$16,926           | \$2,951             | \$73,740            |
| RCF-II                        | \$1,379         | \$18,088       | \$10,234           | \$561               | \$39,006            |
| SNF/ICF                       | \$0             | \$1,170        | \$4,223            | \$0                 | \$4,287             |
| RCF-I                         | \$0             | \$3,476        | \$2,469            | \$2,390             | \$30,447            |
| REINVESTIGATIONS              | 0               | 2              | 3                  | 0                   | 1                   |
| CASES CLOSED                  | 0               | 3              | 0                  | 0                   | 6                   |
| *** MA                        |                 |                |                    |                     |                     |
| APPLICATIONS RECEIVED         | 25              | 164            | 180                | 47                  | 294                 |
| APPLICATIONS APPROVED         | 22              | 127            | 129                | 30                  | 193                 |
| APPLICATIONS REJECTED         | 2               | 38             | 44                 | 13                  | 111                 |
| APPLICATIONS PENDING          | 12              | 129            | 138                | 36                  | 269                 |
| RECIPIENTS                    | 249             | 1,031          | 1,500              | 303                 | 2,269               |
| CASES CLOSED                  | 2               | 29             | 28                 | 9                   | 17                  |
| *** MA-K                      |                 |                |                    |                     |                     |
| APPLICATIONS RECEIVED         | 0               | 4              | 3                  | 0                   | 30                  |
| APPLICATIONS APPROVED-DMH     | 0               | 0              | 0                  | 0                   | 0                   |
| APPLICATIONS APPROVED-DYS/JCT | 0               | 3              | 2                  | 0                   | 15                  |
| APPLICATIONS REJECTED         | 0               | 1              | 0                  | 0                   | 7                   |
| APPLICATIONS PENDING          | 0               | 0              | 0                  | 0                   | 7                   |
| RECIPIENTS - DMH              | 0               | 0              | 0                  | 0                   | 0                   |
| RECIPIENTS - DYS/JCT          | 1               | 22             | 9                  | 0                   | 25                  |
| CASES CLOSED - DMH            | 0               | 0              | 0                  | 0                   | 0                   |
| CASES CLOSED - DYS/JCT        | 0               | 3              | 0                  | 0                   | 6                   |
| *** REFUGEE                   |                 |                |                    |                     |                     |
| APPLICATIONS RECEIVED         | 0               | 3              | 0                  | 0                   | 0                   |
| APPLICATIONS APPROVED         | 0               | 0              | 0                  | 0                   | 0                   |
| APPLICATIONS REJECTED         | 0               | 0              | 0                  | 0                   | 0                   |
| APPLICATIONS PENDING          | 0               | 3              | 0                  | 0                   | 0                   |
| CASES RECEIVING               | 0               | 2              | 0                  | 0                   | 1                   |
| TOTAL PERSONS                 | 0               | 2              | 0                  | 0                   | 3                   |
| TOTAL PAYMENTS                | \$0             | \$272          | \$0                | \$0                 | \$0                 |
| REINVESTIGATIONS              | 0               | 0              | 0                  | 0                   | 0                   |
| CASES CLOSED                  | 0               | 0              | 0                  | 0                   | 1                   |
| *** SSI ONLY                  |                 |                |                    |                     |                     |
| RECIPIENTS                    | 1               | 3              | 8                  | 3                   | 31                  |
| *** SSI-SP                    |                 |                |                    |                     |                     |
| RECIPIENTS                    | 0               | 3              | 4                  | 2                   | 6                   |
| TOTAL PAYMENTS                | \$0             | \$223          | \$179              | \$46                | \$136               |
| *** SP ONLY                   |                 |                |                    |                     |                     |
| RECIPIENTS                    | 0               | 2              | 1                  | 0                   | 2                   |
| TOTAL PAYMENTS                | \$0             | \$78           | \$16               | \$0                 | \$24                |
| *** OMB                       |                 |                |                    |                     |                     |
| APPLICATIONS RECEIVED         | 0               | 19             | 18                 | 5                   | 16                  |
| APPLICATIONS APPROVED         | 0               | 8              | 11                 | 1                   | 10                  |
| APPLICATIONS REJECTED         | 1               | 6              | 6                  | 2                   | 15                  |
| APPLICATIONS PENDING          | 0               | 8              | 8                  | 4                   | 6                   |
| TOTAL PERSONS                 | 19              | 96             | 166                | 39                  | 243                 |
| REINVESTIGATIONS              | 0               | 1              | 0                  | 0                   | 1                   |
| CASES CLOSED                  | 2               | 20             | 23                 | 10                  | 29                  |
| *** SLMB                      |                 |                |                    |                     |                     |
| APPLICATIONS RECEIVED         | 1               | 9              | 7                  | 3                   | 13                  |
| APPLICATIONS APPROVED         | 0               | 3              | 5                  | 1                   | 5                   |
| APPLICATIONS REJECTED         | 0               | 4              | 3                  | 0                   | 16                  |
| APPLICATIONS PENDING          | 1               | 3              | 3                  | 2                   | 5                   |
| TOTAL PERSONS                 | 12              | 56             | 138                | 16                  | 162                 |
| REINVESTIGATIONS              | 0               | 0              | 3                  | 0                   | 0                   |
| CASES CLOSED                  | 2               | 11             | 7                  | 0                   | 9                   |
| *** VENDOR CASES              |                 |                |                    |                     |                     |
| RECIPIENTS                    | 59              | 250            | 496                | 168                 | 843                 |
| CASES CLOSED                  | 1               | 8              | 17                 | 5                   | 20                  |



TABLE 2. DETAILED OPERATING STATISTICS BY AREA AND COUNTY FOR AUGUST 2000

|                                 | AREA 2<br>KNOX | AREA 2<br>LEWIS | AREA 2<br>LINCOLN | AREA 2<br>HACON | AREA 2<br>MARION |
|---------------------------------|----------------|-----------------|-------------------|-----------------|------------------|
| *** TEMPORARY ASSISTANCE        |                |                 |                   |                 |                  |
| APPLICATIONS RECEIVED           | 0              | 7               | 60                | 13              | 43               |
| APPLICATIONS APPROVED           | 1              | 6               | 41                | 9               | 30               |
| APPLICATIONS REJECTED           | 0              | 3               | 13                | 1               | 7                |
| APPLICATIONS PENDING            | 0              | 4               | 16                | 5               | 20               |
| FAMILIES RECEIVING CASH         | 11             | 46              | 241               | 84              | 232              |
| CHILDREN RECEIVING CASH         | 14             | 91              | 430               | 132             | 395              |
| TOTAL PERSONS                   | 22             | 130             | 587               | 189             | 563              |
| TOTAL PAYMENTS                  | \$2,456        | \$12,191        | \$59,583          | \$21,691        | \$53,723         |
| AVERAGE PER FAMILY              | \$223.27       | \$265.02        | \$247.23          | \$258.23        | \$231.56         |
| AVERAGE PER PERSON              | \$111.64       | \$93.78         | \$101.50          | \$114.77        | \$95.42          |
| TITLE XIX ONLY CASES            | 7              | 24              | 219               | 36              | 162              |
| TITLE XIX ONLY PERSONS          | 29             | 76              | 711               | 116             | 487              |
| TITLE XIX ONLY CHILDREN         | 18             | 43              | 442               | 73              | 288              |
| TITLE XIX TRANSITIONAL CASES    | 2              | 18              | 81                | 24              | 60               |
| TITLE XIX TRANSITIONAL PERSONS  | 7              | 28              | 164               | 75              | 133              |
| TITLE XIX TRANSITIONAL CHILDREN | 5              | 6               | 61                | 47              | 66               |
| EXTENDED TRANSITIONAL CASES     | 3              | 12              | 40                | 6               | 28               |
| EXTENDED TRANSITIONAL PERSONS   | 3              | 13              | 45                | 7               | 31               |
| REINVESTIGATIONS                | 2              | 4               | 20                | 4               | 16               |
| CASES CLOSED                    | 3              | 9               | 36                | 14              | 34               |
| *** TEMPORARY ASSISTANCE/UP     |                |                 |                   |                 |                  |
| FAMILIES RECEIVING              | 0              | 2               | 2                 | 0               | 2                |
| CHILDREN RECEIVING              | 0              | 7               | 5                 | 0               | 9                |
| TOTAL PERSONS                   | 0              | 11              | 9                 | 0               | 13               |
| TOTAL PAYMENTS                  | \$0            | \$463           | \$467             | \$0             | \$638            |
| AVERAGE PER FAMILY              | \$0.00         | \$231.50        | \$233.50          | \$0.00          | \$319.00         |
| AVERAGE PER PERSON              | \$0.00         | \$42.09         | \$51.89           | \$0.00          | \$49.08          |
| *** MC+                         |                |                 |                   |                 |                  |
| APPLICATIONS RECEIVED           | 7              | 21              | 79                | 42              | 68               |
| APPLICATIONS APPROVED           | 3              | 19              | 65                | 31              | 57               |
| APPLICATIONS REJECTED           | 3              | 0               | 9                 | 9               | 13               |
| APPLICATIONS PENDING            | 2              | 7               | 24                | 9               | 13               |
| FAMILIES RECEIVING              | 144            | 280             | 1,001             | 431             | 1,004            |
| CUSTODIAL PARENTS RECEIVING     | 81             | 112             | 340               | 152             | 358              |
| CHILDREN RECEIVING              | 311            | 522             | 1,897             | 751             | 1,821            |
| REINVESTIGATIONS                | 12             | 10              | 21                | 16              | 33               |
| CASES CLOSED                    | 5              | 13              | 28                | 14              | 29               |
| *** NON-CUSTODIAL PARENTS       |                |                 |                   |                 |                  |
| APPLICATIONS RECEIVED           | 0              | 1               | 1                 | 4               | 1                |
| APPLICATIONS APPROVED           | 0              | 1               | 2                 | 3               | 1                |
| APPLICATIONS REJECTED           | 0              | 0               | 0                 | 0               | 0                |
| APPLICATIONS PENDING            | 0              | 0               | 0                 | 0               | 0                |
| TOTAL PERSONS RECEIVING         | 4              | 4               | 12                | 6               | 11               |
| CURRENT SUPPORT                 | 1              | 0               | 2                 | 0               | 1                |
| PARENTS' FAIR SHARE             | 3              | 4               | 10                | 6               | 10               |
| REINVESTIGATIONS                | 0              | 0               | 0                 | 0               | 0                |
| CASES CLOSED                    | 0              | 0               | 0                 | 0               | 0                |
| *** GR-CASH                     |                |                 |                   |                 |                  |
| APPLICATIONS RECEIVED           | 0              | 2               | 13                | 5               | 9                |
| APPLICATIONS APPROVED           | 0              | 0               | 1                 | 0               | 2                |
| APPLICATIONS REJECTED           | 0              | 2               | 7                 | 5               | 1                |
| APPLICATIONS PENDING            | 0              | 3               | 16                | 9               | 8                |
| CASES RECEIVING                 | 0              | 3               | 8                 | 5               | 13               |
| PERSONS RECEIVING               | 0              | 3               | 8                 | 5               | 13               |
| CASH PAYMENTS                   | \$0            | \$240           | \$640             | \$400           | \$1,040          |
| REINVESTIGATIONS                | 0              | 0               | 1                 | 0               | 0                |
| CASES CLOSED                    | 0              | 1               | 1                 | 2               | 1                |
| HA-GR RECIPIENTS                | 0              | 6               | 18                | 4               | 17               |
| HA-GR TOTAL PAYMENTS            | \$0            | \$480           | \$1,440           | \$320           | \$1,360          |
| *** HPW                         |                |                 |                   |                 |                  |
| APPLICATIONS RECEIVED           | 0              | 10              | 29                | 13              | 23               |
| APPLICATIONS APPROVED           | 0              | 4               | 17                | 11              | 20               |
| APPLICATIONS REJECTED           | 1              | 3               | 8                 | 4               | 2                |
| APPLICATIONS PENDING            | 0              | 3               | 4                 | 1               | 3                |
| CASES RECEIVING                 | 13             | 25              | 115               | 61              | 137              |
| EXTENDED WOMEN'S HEALTH         | 13             | 31              | 102               | 40              | 98               |
| CASES CLOSED                    | 0              | 1               | 3                 | 4               | 7                |
| *** NEWBORNS                    | 7              | 40              | 84                | 60              | 89               |
| *** AB SUPP                     |                |                 |                   |                 |                  |
| APPLICATIONS RECEIVED           | 0              | 0               | 0                 | 1               | 0                |
| APPLICATIONS APPROVED           | 0              | 1               | 0                 | 0               | 1                |
| APPLICATIONS REJECTED           | 0              | 0               | 0                 | 0               | 1                |
| APPLICATIONS PENDING            | 0              | 1               | 1                 | 1               | 0                |
| RECIPIENTS                      | 0              | 7               | 5                 | 1               | 10               |
| TOTAL PAYMENTS                  | \$0            | \$1,882         | \$1,555           | \$348           | \$3,483          |
| CASES CLOSED                    | 0              | 0               | 0                 | 0               | 0                |

TABLE 2. DETAILED OPERATING STATISTICS BY AREA AND COUNTY FOR AUGUST 2000

|                               | AREA 2<br>KNOX | AREA 2<br>LEWIS | AREA 2<br>LINCOLN | AREA 2<br>MACON | AREA 2<br>MARION |
|-------------------------------|----------------|-----------------|-------------------|-----------------|------------------|
| *** BP                        |                |                 |                   |                 |                  |
| APPLICATIONS RECEIVED         | 0              | 0               | 0                 | 1               | 0                |
| APPLICATIONS APPROVED         | 0              | 0               | 0                 | 0               | 1                |
| APPLICATIONS REJECTED         | 0              | 1               | 0                 | 0               | 1                |
| APPLICATIONS PENDING          | 0              | 1               | 1                 | 1               | 0                |
| RECIPIENTS                    | 2              | 1               | 17                | 10              | 16               |
| TOTAL PAYMENTS                | \$796          | \$398           | \$6,766           | \$3,980         | \$6,368          |
| CASES CLOSED                  | 0              | 0               | 0                 | 0               | 1                |
| *** NC                        |                |                 |                   |                 |                  |
| APPLICATIONS RECEIVED         | 0              | 0               | 2                 | 0               | 3                |
| APPLICATIONS APPROVED         | 0              | 0               | 1                 | 0               | 3                |
| APPLICATIONS REJECTED         | 0              | 0               | 1                 | 0               | 0                |
| APPLICATIONS PENDING          | 0              | 0               | 2                 | 0               | 4                |
| RECIPIENTS                    | 18             | 11              | 113               | 10              | 104              |
| RCF-II                        | 18             | 2               | 78                | 9               | 57               |
| SNF/ICF                       | 0              | 0               | 1                 | 0               | 0                |
| RCF-I                         | 0              | 9               | 34                | 1               | 47               |
| PAYMENTS                      | \$4,737        | \$1,988         | \$25,971          | \$2,784         | \$22,395         |
| RCF-II                        | \$4,737        | \$584           | \$20,743          | \$2,628         | \$15,450         |
| SNF/ICF                       | \$0            | \$0             | \$390             | \$0             | \$0              |
| RCF-I                         | \$0            | \$1,404         | \$4,838           | \$156           | \$6,945          |
| REINVESTIGATIONS              | 1              | 2               | 2                 | 1               | 5                |
| CASES CLOSED                  | 0              | 0               | 1                 | 0               | 0                |
| *** MA                        |                |                 |                   |                 |                  |
| APPLICATIONS RECEIVED         | 15             | 32              | 92                | 53              | 109              |
| APPLICATIONS APPROVED         | 17             | 25              | 83                | 44              | 73               |
| APPLICATIONS REJECTED         | 3              | 2               | 22                | 14              | 32               |
| APPLICATIONS PENDING          | 7              | 21              | 76                | 36              | 100              |
| RECIPIENTS                    | 168            | 234             | 605               | 477             | 940              |
| CASES CLOSED                  | 4              | 5               | 9                 | 8               | 12               |
| *** MA-K                      |                |                 |                   |                 |                  |
| APPLICATIONS RECEIVED         | 0              | 0               | 3                 | 2               | 0                |
| APPLICATIONS APPROVED-DMH     | 0              | 0               | 0                 | 0               | 0                |
| APPLICATIONS APPROVED-DYS/JCT | 0              | 0               | 0                 | 2               | 0                |
| APPLICATIONS REJECTED         | 0              | 0               | 3                 | 0               | 0                |
| APPLICATIONS PENDING          | 0              | 0               | 0                 | 0               | 0                |
| RECIPIENTS - DMH              | 0              | 0               | 0                 | 0               | 0                |
| RECIPIENTS - DYS/JCT          | 0              | 0               | 1                 | 5               | 1                |
| CASES CLOSED - DMH            | 0              | 0               | 0                 | 0               | 0                |
| CASES CLOSED - DYS/JCT        | 0              | 0               | 1                 | 0               | 0                |
| *** REFUGEE                   |                |                 |                   |                 |                  |
| APPLICATIONS RECEIVED         | 0              | 0               | 0                 | 0               | 0                |
| APPLICATIONS APPROVED         | 0              | 0               | 0                 | 0               | 0                |
| APPLICATIONS REJECTED         | 0              | 0               | 0                 | 0               | 0                |
| APPLICATIONS PENDING          | 0              | 0               | 0                 | 0               | 0                |
| CASES RECEIVING               | 0              | 0               | 0                 | 0               | 0                |
| TOTAL PERSONS                 | 0              | 0               | 0                 | 0               | 0                |
| TOTAL PAYMENTS                | \$0            | \$0             | \$0               | \$0             | \$0              |
| REINVESTIGATIONS              | 0              | 0               | 0                 | 0               | 0                |
| CASES CLOSED                  | 0              | 0               | 0                 | 0               | 0                |
| *** SSI ONLY                  |                |                 |                   |                 |                  |
| RECIPIENTS                    | 2              | 2               | 4                 | 1               | 11               |
| *** SSI-SP                    |                |                 |                   |                 |                  |
| RECIPIENTS                    | 1              | 0               | 1                 | 1               | 5                |
| TOTAL PAYMENTS                | \$51           | \$0             | \$15              | \$9             | \$210            |
| *** SP ONLY                   |                |                 |                   |                 |                  |
| RECIPIENTS                    | 1              | 0               | 1                 | 1               | 0                |
| TOTAL PAYMENTS                | \$54           | \$0             | \$63              | \$2             | \$0              |
| *** QHB                       |                |                 |                   |                 |                  |
| APPLICATIONS RECEIVED         | 5              | 9               | 2                 | 1               | 15               |
| APPLICATIONS APPROVED         | 5              | 5               | 1                 | 0               | 6                |
| APPLICATIONS REJECTED         | 1              | 2               | 3                 | 2               | 6                |
| APPLICATIONS PENDING          | 0              | 4               | 1                 | 1               | 4                |
| TOTAL PERSONS                 | 13             | 21              | 46                | 41              | 78               |
| REINVESTIGATIONS              | 0              | 1               | 1                 | 0               | 0                |
| CASES CLOSED                  | 2              | 5               | 13                | 10              | 6                |
| *** SLMB                      |                |                 |                   |                 |                  |
| APPLICATIONS RECEIVED         | 1              | 5               | 0                 | 0               | 7                |
| APPLICATIONS APPROVED         | 0              | 2               | 0                 | 0               | 2                |
| APPLICATIONS REJECTED         | 1              | 3               | 0                 | 2               | 6                |
| APPLICATIONS PENDING          | 0              | 2               | 1                 | 0               | 0                |
| TOTAL PERSONS                 | 13             | 13              | 30                | 30              | 67               |
| REINVESTIGATIONS              | 0              | 0               | 1                 | 0               | 1                |
| CASES CLOSED                  | 3              | 0               | 3                 | 1               | 7                |
| *** VENDOR CASES              |                |                 |                   |                 |                  |
| RECIPIENTS                    | 20             | 105             | 197               | 164             | 296              |
| CASES CLOSED                  | 0              | 3               | 10                | 8               | 6                |

TABLE 2. DETAILED OPERATING STATISTICS BY AREA AND COUNTY FOR AUGUST 2000

|                                 | AREA 2<br>MONROE | AREA 2<br>MONTGOMERY | AREA 2<br>OSAGE | AREA 2<br>PIKE | AREA 2<br>RALLS |
|---------------------------------|------------------|----------------------|-----------------|----------------|-----------------|
| *** TEMPORARY ASSISTANCE        |                  |                      |                 |                |                 |
| APPLICATIONS RECEIVED           | 8                | 15                   | 1               | 19             | 3               |
| APPLICATIONS APPROVED           | 1                | 12                   | 0               | 14             | 4               |
| APPLICATIONS REJECTED           | 4                | 4                    | 0               | 5              | 0               |
| APPLICATIONS PENDING            | 4                | 8                    | 1               | 9              | 1               |
| FAMILIES RECEIVING CASH         | 31               | 61                   | 39              | 103            | 39              |
| CHILDREN RECEIVING CASH         | 50               | 113                  | 69              | 182            | 76              |
| TOTAL PERSONS                   | 67               | 150                  | 100             | 250            | 105             |
| TOTAL PAYMENTS                  | \$7,999          | \$13,905             | \$9,422         | \$24,701       | \$11,723        |
| AVERAGE PER FAMILY              | \$258.03         | \$227.95             | \$241.59        | \$239.82       | \$300.59        |
| AVERAGE PER PERSON              | \$119.39         | \$92.70              | \$94.22         | \$98.80        | \$111.65        |
| TITLE XIX ONLY CASES            | 19               | 40                   | 16              | 89             | 21              |
| TITLE XIX ONLY PERSONS          | 68               | 131                  | 54              | 290            | 54              |
| TITLE XIX ONLY CHILDREN         | 43               | 79                   | 30              | 171            | 28              |
| TITLE XIX TRANSITIONAL CASES    | 8                | 12                   | 3               | 20             | 11              |
| TITLE XIX TRANSITIONAL PERSONS  | 24               | 21                   | 7               | 39             | 31              |
| TITLE XIX TRANSITIONAL CHILDREN | 12               | 6                    | 3               | 16             | 15              |
| EXTENDED TRANSITIONAL CASES     | 0                | 0                    | 3               | 7              | 3               |
| EXTENDED TRANSITIONAL PERSONS   | 0                | 0                    | 3               | 8              | 3               |
| REINVESTIGATIONS                | 4                | 13                   | 3               | 28             | 6               |
| CASES CLOSED                    | 6                | 12                   | 5               | 10             | 8               |
| *** TEMPORARY ASSISTANCE/UP     |                  |                      |                 |                |                 |
| FAMILIES RECEIVING              | 0                | 1                    | 2               | 1              | 4               |
| CHILDREN RECEIVING              | 0                | 1                    | 5               | 3              | 7               |
| TOTAL PERSONS                   | 0                | 3                    | 9               | 4              | 13              |
| TOTAL PAYMENTS                  | \$0              | \$292                | \$723           | \$291          | \$1,182         |
| AVERAGE PER FAMILY              | \$0.00           | \$292.00             | \$361.50        | \$291.00       | \$295.50        |
| AVERAGE PER PERSON              | \$0.00           | \$97.33              | \$80.33         | \$72.75        | \$90.92         |
| *** HC+                         |                  |                      |                 |                |                 |
| APPLICATIONS RECEIVED           | 18               | 22                   | 12              | 34             | 19              |
| APPLICATIONS APPROVED           | 13               | 19                   | 7               | 20             | 14              |
| APPLICATIONS REJECTED           | 8                | 9                    | 1               | 5              | 4               |
| APPLICATIONS PENDING            | 2                | 8                    | 6               | 14             | 5               |
| FAMILIES RECEIVING              | 247              | 354                  | 232             | 568            | 212             |
| CUSTODIAL PARENTS RECEIVING     | 101              | 144                  | 111             | 235            | 77              |
| CHILDREN RECEIVING              | 480              | 683                  | 443             | 1,074          | 389             |
| REINVESTIGATIONS                | 10               | 15                   | 1               | 20             | 14              |
| CASES CLOSED                    | 3                | 16                   | 2               | 12             | 14              |
| *** NON-CUSTODIAL PARENTS       |                  |                      |                 |                |                 |
| APPLICATIONS RECEIVED           | 1                | 0                    | 0               | 0              | 0               |
| APPLICATIONS APPROVED           | 1                | 0                    | 0               | 0              | 0               |
| APPLICATIONS REJECTED           | 0                | 0                    | 0               | 0              | 0               |
| APPLICATIONS PENDING            | 0                | 0                    | 0               | 0              | 0               |
| TOTAL PERSONS RECEIVING         | 3                | 3                    | 1               | 8              | 0               |
| CURRENT SUPPORT                 | 1                | 0                    | 0               | 1              | 0               |
| PARENTS' FAIR SHARE             | 2                | 3                    | 1               | 7              | 0               |
| REINVESTIGATIONS                | 0                | 0                    | 0               | 0              | 0               |
| CASES CLOSED                    | 0                | 0                    | 0               | 0              | 0               |
| *** GR-CASH                     |                  |                      |                 |                |                 |
| APPLICATIONS RECEIVED           | 1                | 2                    | 0               | 2              | 3               |
| APPLICATIONS APPROVED           | 0                | 0                    | 0               | 1              | 1               |
| APPLICATIONS REJECTED           | 0                | 0                    | 2               | 1              | 4               |
| APPLICATIONS PENDING            | 1                | 7                    | 1               | 2              | 4               |
| CASES RECEIVING                 | 1                | 2                    | 4               | 9              | 1               |
| PERSONS RECEIVING               | 1                | 2                    | 4               | 9              | 1               |
| CASH PAYMENTS                   | \$80             | \$160                | \$320           | \$720          | \$80            |
| REINVESTIGATIONS                | 0                | 0                    | 0               | 0              | 0               |
| CASES CLOSED                    | 0                | 0                    | 0               | 1              | 0               |
| HA-GR RECIPIENTS                | 3                | 4                    | 6               | 6              | 6               |
| HA-GR TOTAL PAYMENTS            | \$240            | \$320                | \$480           | \$480          | \$480           |
| *** MPW                         |                  |                      |                 |                |                 |
| APPLICATIONS RECEIVED           | 9                | 6                    | 5               | 6              | 6               |
| APPLICATIONS APPROVED           | 8                | 3                    | 2               | 8              | 4               |
| APPLICATIONS REJECTED           | 1                | 2                    | 2               | 0              | 2               |
| APPLICATIONS PENDING            | 2                | 1                    | 2               | 1              | 0               |
| CASES RECEIVING                 | 34               | 39                   | 24              | 54             | 22              |
| EXTENDED WOMEN'S HEALTH         | 25               | 38                   | 22              | 40             | 22              |
| CASES CLOSED                    | 1                | 2                    | 0               | 3              | 0               |
| *** NEWBORNS                    | 21               | 41                   | 19              | 38             | 24              |
| *** AB SUPP                     |                  |                      |                 |                |                 |
| APPLICATIONS RECEIVED           | 0                | 0                    | 0               | 0              | 0               |
| APPLICATIONS APPROVED           | 0                | 0                    | 0               | 0              | 0               |
| APPLICATIONS REJECTED           | 0                | 0                    | 1               | 0              | 1               |
| APPLICATIONS PENDING            | 0                | 0                    | 0               | 0              | 0               |
| RECIPIENTS                      | 1                | 1                    | 1               | 2              | 1               |
| TOTAL PAYMENTS                  | \$196            | \$311                | \$398           | \$703          | \$398           |
| CASES CLOSED                    | 1                | 0                    | 0               | 0              | 0               |

TABLE 2. DETAILED OPERATING STATISTICS BY AREA AND COUNTY FOR AUGUST 2000

|                               | AREA 2<br>MONROE | AREA 2<br>MONTGOMERY | AREA 2<br>OSAGE | AREA 2<br>PIKE | AREA 2<br>RALLS |
|-------------------------------|------------------|----------------------|-----------------|----------------|-----------------|
| *** BP                        |                  |                      |                 |                |                 |
| APPLICATIONS RECEIVED         | 0                | 0                    | 0               | 0              | 0               |
| APPLICATIONS APPROVED         | 0                | 0                    | 0               | 0              | 0               |
| APPLICATIONS REJECTED         | 0                | 0                    | 1               | 0              | 1               |
| APPLICATIONS PENDING          | 0                | 0                    | 0               | 0              | 0               |
| RECIPIENTS                    | 3                | 3                    | 2               | 16             | 2               |
| TOTAL PAYMENTS                | \$1,194          | \$1,194              | \$796           | \$6,368        | \$796           |
| CASES CLOSED                  | 0                | 0                    | 0               | 0              | 0               |
| *** NC                        |                  |                      |                 |                |                 |
| APPLICATIONS RECEIVED         | 0                | 0                    | 0               | 0              | 0               |
| APPLICATIONS APPROVED         | 0                | 0                    | 1               | 0              | 0               |
| APPLICATIONS REJECTED         | 0                | 0                    | 0               | 0              | 0               |
| APPLICATIONS PENDING          | 0                | 0                    | 0               | 0              | 0               |
| RECIPIENTS                    | 22               | 33                   | 20              | 14             | 9               |
| RCF-II                        | 10               | 27                   | 10              | 13             | 7               |
| SNF/ICF                       | 9                | 1                    | 1               | 0              | 0               |
| RCF-I                         | 3                | 5                    | 9               | 1              | 2               |
| PAYMENTS                      | \$6,786          | \$8,807              | \$3,946         | \$3,873        | \$1,879         |
| RCF-II                        | \$2,808          | \$7,637              | \$2,478         | \$3,793        | \$1,567         |
| SNF/ICF                       | \$3,510          | \$390                | \$372           | \$0            | \$0             |
| RCF-I                         | \$468            | \$780                | \$1,096         | \$80           | \$312           |
| REINVESTIGATIONS              | 1                | 0                    | 0               | 0              | 4               |
| CASES CLOSED                  | 0                | 0                    | 0               | 0              | 0               |
| *** MA                        |                  |                      |                 |                |                 |
| APPLICATIONS RECEIVED         | 22               | 40                   | 25              | 54             | 21              |
| APPLICATIONS APPROVED         | 15               | 30                   | 14              | 46             | 16              |
| APPLICATIONS REJECTED         | 3                | 15                   | 10              | 16             | 10              |
| APPLICATIONS PENDING          | 13               | 47                   | 26              | 49             | 21              |
| RECIPIENTS                    | 278              | 312                  | 215             | 536            | 198             |
| CASES CLOSED                  | 0                | 4                    | 1               | 6              | 4               |
| *** MA-K                      |                  |                      |                 |                |                 |
| APPLICATIONS RECEIVED         | 0                | 2                    | 0               | 0              | 0               |
| APPLICATIONS APPROVED-DMH     | 0                | 0                    | 0               | 0              | 0               |
| APPLICATIONS APPROVED-DYS/JCT | 0                | 0                    | 0               | 0              | 0               |
| APPLICATIONS REJECTED         | 0                | 2                    | 0               | 0              | 0               |
| APPLICATIONS PENDING          | 0                | 0                    | 0               | 0              | 0               |
| RECIPIENTS - DMH              | 0                | 0                    | 0               | 0              | 0               |
| RECIPIENTS - DYS/JCT          | 0                | 2                    | 0               | 0              | 1               |
| CASES CLOSED - DMH            | 0                | 0                    | 0               | 0              | 0               |
| CASES CLOSED - DYS/JCT        | 0                | 0                    | 0               | 0              | 1               |
| *** REFUGEE                   |                  |                      |                 |                |                 |
| APPLICATIONS RECEIVED         | 0                | 0                    | 0               | 0              | 0               |
| APPLICATIONS APPROVED         | 0                | 0                    | 0               | 0              | 0               |
| APPLICATIONS REJECTED         | 0                | 0                    | 0               | 0              | 0               |
| APPLICATIONS PENDING          | 0                | 0                    | 0               | 0              | 0               |
| CASES RECEIVING               | 0                | 0                    | 0               | 0              | 0               |
| TOTAL PERSONS                 | 0                | 0                    | 0               | 0              | 0               |
| TOTAL PAYMENTS                | \$0              | \$0                  | \$0             | \$0            | \$0             |
| REINVESTIGATIONS              | 0                | 0                    | 0               | 0              | 0               |
| CASES CLOSED                  | 0                | 0                    | 0               | 0              | 0               |
| *** SSI ONLY                  |                  |                      |                 |                |                 |
| RECIPIENTS                    | 2                | 1                    | 2               | 5              | 0               |
| *** SSI-SP                    |                  |                      |                 |                |                 |
| RECIPIENTS                    | 0                | 1                    | 0               | 2              | 3               |
| TOTAL PAYMENTS                | \$0              | \$4                  | \$0             | \$38           | \$386           |
| *** SP ONLY                   |                  |                      |                 |                |                 |
| RECIPIENTS                    | 0                | 1                    | 1               | 1              | 0               |
| TOTAL PAYMENTS                | \$0              | \$18                 | \$44            | \$9            | \$0             |
| *** OMB                       |                  |                      |                 |                |                 |
| APPLICATIONS RECEIVED         | 1                | 2                    | 3               | 5              | 2               |
| APPLICATIONS APPROVED         | 1                | 1                    | 1               | 2              | 2               |
| APPLICATIONS REJECTED         | 0                | 2                    | 1               | 1              | 0               |
| APPLICATIONS PENDING          | 0                | 2                    | 2               | 4              | 0               |
| TOTAL PERSONS                 | 19               | 30                   | 18              | 47             | 21              |
| REINVESTIGATIONS              | 1                | 0                    | 0               | 0              | 3               |
| CASES CLOSED                  | 4                | 4                    | 5               | 13             | 2               |
| *** SLMB                      |                  |                      |                 |                |                 |
| APPLICATIONS RECEIVED         | 1                | 0                    | 0               | 1              | 2               |
| APPLICATIONS APPROVED         | 0                | 0                    | 0               | 1              | 2               |
| APPLICATIONS REJECTED         | 1                | 0                    | 1               | 2              | 0               |
| APPLICATIONS PENDING          | 1                | 0                    | 0               | 1              | 0               |
| TOTAL PERSONS                 | 12               | 6                    | 15              | 21             | 15              |
| REINVESTIGATIONS              | 0                | 0                    | 0               | 0              | 1               |
| CASES CLOSED                  | 0                | 0                    | 2               | 2              | 1               |
| *** VENDOR CASES              |                  |                      |                 |                |                 |
| RECIPIENTS                    | 49               | 157                  | 87              | 142            | 56              |
| CASES CLOSED                  | 2                | 5                    | 3               | 2              | 2               |

TABLE 2. DETAILED OPERATING STATISTICS BY AREA AND COUNTY FOR AUGUST 2000

|                                 | AREA 2<br>ST CHARLES | AREA 2<br>SCHUYLER | AREA 2<br>SCOTLAND | AREA 2<br>SHELBY | AREA 2<br>WARREN |
|---------------------------------|----------------------|--------------------|--------------------|------------------|------------------|
| *** TEMPORARY ASSISTANCE        |                      |                    |                    |                  |                  |
| APPLICATIONS RECEIVED           | 104                  | 3                  | 8                  | 9                | 13               |
| APPLICATIONS APPROVED           | 78                   | 3                  | 1                  | 3                | 11               |
| APPLICATIONS REJECTED           | 22                   | 3                  | 4                  | 1                | 9                |
| APPLICATIONS PENDING            | 34                   | 2                  | 4                  | 6                | 7                |
| FAMILIES RECEIVING CASH         | 716                  | 19                 | 6                  | 31               | 118              |
| CHILDREN RECEIVING CASH         | 1,332                | 42                 | 11                 | 58               | 205              |
| TOTAL PERSONS                   | 1,838                | 59                 | 16                 | 78               | 290              |
| TOTAL PAYMENTS                  | \$173,223            | \$5,567            | \$1,305            | \$8,089          | \$29,341         |
| AVERAGE PER FAMILY              | \$241.93             | \$293.00           | \$217.50           | \$260.94         | \$248.65         |
| AVERAGE PER PERSON              | \$94.25              | \$94.36            | \$81.56            | \$103.71         | \$101.18         |
| TITLE XIX ONLY CASES            | 490                  | 19                 | 17                 | 18               | 60               |
| TITLE XIX ONLY PERSONS          | 1,461                | 58                 | 53                 | 57               | 183              |
| TITLE XIX ONLY CHILDREN         | 862                  | 36                 | 27                 | 35               | 109              |
| TITLE XIX TRANSITIONAL CASES    | 162                  | 3                  | 9                  | 15               | 27               |
| TITLE XIX TRANSITIONAL PERSONS  | 293                  | 14                 | 20                 | 37               | 47               |
| TITLE XIX TRANSITIONAL CHILDREN | 121                  | 9                  | 6                  | 16               | 15               |
| EXTENDED TRANSITIONAL CASES     | 47                   | 1                  | 8                  | 1                | 7                |
| EXTENDED TRANSITIONAL PERSONS   | 50                   | 2                  | 8                  | 2                | 7                |
| REINVESTIGATIONS                | 110                  | 1                  | 5                  | 5                | 31               |
| CASES CLOSED                    | 56                   | 3                  | 0                  | 6                | 13               |
| *** TEMPORARY ASSISTANCE/UP     |                      |                    |                    |                  |                  |
| FAMILIES RECEIVING              | 5                    | 1                  | 0                  | 0                | 5                |
| CHILDREN RECEIVING              | 12                   | 2                  | 0                  | 0                | 11               |
| TOTAL PERSONS                   | 20                   | 4                  | 0                  | 0                | 19               |
| TOTAL PAYMENTS                  | \$1,198              | \$342              | \$0                | \$0              | \$1,651          |
| AVERAGE PER FAMILY              | \$239.60             | \$342.00           | \$0.00             | \$0.00           | \$330.20         |
| AVERAGE PER PERSON              | \$59.90              | \$85.50            | \$0.00             | \$0.00           | \$86.89          |
| *** MC+                         |                      |                    |                    |                  |                  |
| APPLICATIONS RECEIVED           | 201                  | 5                  | 11                 | 10               | 30               |
| APPLICATIONS APPROVED           | 123                  | 3                  | 9                  | 6                | 26               |
| APPLICATIONS REJECTED           | 68                   | 5                  | 1                  | 0                | 5                |
| APPLICATIONS PENDING            | 73                   | 1                  | 5                  | 4                | 11               |
| FAMILIES RECEIVING              | 3,022                | 133                | 170                | 204              | 505              |
| CUSTODIAL PARENTS RECEIVING     | 1,076                | 69                 | 72                 | 81               | 174              |
| CHILDREN RECEIVING              | 5,457                | 271                | 343                | 367              | 961              |
| REINVESTIGATIONS                | 62                   | 7                  | 6                  | 13               | 16               |
| CASES CLOSED                    | 71                   | 4                  | 6                  | 4                | 24               |
| *** NON-CUSTODIAL PARENTS       |                      |                    |                    |                  |                  |
| APPLICATIONS RECEIVED           | 1                    | 0                  | 0                  | 1                | 0                |
| APPLICATIONS APPROVED           | 1                    | 0                  | 0                  | 1                | 0                |
| APPLICATIONS REJECTED           | 1                    | 0                  | 0                  | 0                | 0                |
| APPLICATIONS PENDING            | 0                    | 0                  | 0                  | 0                | 0                |
| TOTAL PERSONS RECEIVING         | 26                   | 0                  | 1                  | 3                | 1                |
| CURRENT SUPPORT                 | 1                    | 0                  | 0                  | 1                | 0                |
| PARENTS' FAIR SHARE             | 25                   | 0                  | 1                  | 2                | 1                |
| REINVESTIGATIONS                | 0                    | 0                  | 0                  | 0                | 0                |
| CASES CLOSED                    | 4                    | 0                  | 0                  | 0                | 0                |
| *** GR-CASH                     |                      |                    |                    |                  |                  |
| APPLICATIONS RECEIVED           | 23                   | 5                  | 3                  | 3                | 7                |
| APPLICATIONS APPROVED           | 1                    | 0                  | 2                  | 1                | 0                |
| APPLICATIONS REJECTED           | 14                   | 1                  | 0                  | 1                | 5                |
| APPLICATIONS PENDING            | 27                   | 4                  | 3                  | 2                | 9                |
| CASES RECEIVING                 | 14                   | 3                  | 2                  | 3                | 3                |
| PERSONS RECEIVING               | 14                   | 3                  | 2                  | 3                | 3                |
| CASH PAYMENTS                   | \$1,120              | \$240              | \$160              | \$240            | \$240            |
| REINVESTIGATIONS                | 0                    | 0                  | 0                  | 0                | 0                |
| CASES CLOSED                    | 0                    | 1                  | 0                  | 2                | 1                |
| HA-GR RECIPIENTS                | 27                   | 1                  | 3                  | 1                | 14               |
| HA-GR TOTAL PAYMENTS            | \$2,160              | \$80               | \$240              | \$80             | \$1,120          |
| *** MPW                         |                      |                    |                    |                  |                  |
| APPLICATIONS RECEIVED           | 54                   | 3                  | 1                  | 2                | 14               |
| APPLICATIONS APPROVED           | 40                   | 2                  | 1                  | 3                | 9                |
| APPLICATIONS REJECTED           | 17                   | 0                  | 1                  | 0                | 3                |
| APPLICATIONS PENDING            | 17                   | 1                  | 0                  | 0                | 3                |
| CASES RECEIVING                 | 435                  | 18                 | 13                 | 25               | 70               |
| EXTENDED WOMEN'S HEALTH         | 408                  | 15                 | 7                  | 20               | 67               |
| CASES CLOSED                    | 13                   | 0                  | 0                  | 0                | 4                |
| *** NEWBORNS                    |                      |                    |                    |                  |                  |
| APPLICATIONS RECEIVED           | 374                  | 20                 | 6                  | 27               | 53               |
| *** AB SUPP                     |                      |                    |                    |                  |                  |
| APPLICATIONS RECEIVED           | 5                    | 0                  | 1                  | 0                | 1                |
| APPLICATIONS APPROVED           | 0                    | 0                  | 0                  | 0                | 0                |
| APPLICATIONS REJECTED           | 3                    | 0                  | 0                  | 0                | 0                |
| APPLICATIONS PENDING            | 4                    | 0                  | 1                  | 0                | 1                |
| RECIPIENTS                      | 12                   | 0                  | 1                  | 0                | 3                |
| TOTAL PAYMENTS                  | \$3,950              | \$0                | \$173              | \$0              | \$842            |
| CASES CLOSED                    | 0                    | 0                  | 0                  | 0                | 0                |

TABLE 2. DETAILED OPERATING STATISTICS BY AREA AND COUNTY FOR AUGUST 2000

|                               | AREA 2<br>ST CHARLES | AREA 2<br>SCHUYLER | AREA 2<br>SCOTLAND | AREA 2<br>SHELBY | AREA 2<br>WARREN |
|-------------------------------|----------------------|--------------------|--------------------|------------------|------------------|
| *** BP                        |                      |                    |                    |                  |                  |
| APPLICATIONS RECEIVED         | 6                    | 0                  | 1                  | 0                | 1                |
| APPLICATIONS APPROVED         | 1                    | 0                  | 0                  | 0                | 0                |
| APPLICATIONS REJECTED         | 4                    | 0                  | 0                  | 0                | 0                |
| APPLICATIONS PENDING          | 6                    | 0                  | 1                  | 0                | 1                |
| RECIPIENTS                    | 53                   | 1                  | 6                  | 2                | 19               |
| TOTAL PAYMENTS                | \$21,094             | \$398              | \$2,388            | \$796            | \$7,562          |
| CASES CLOSED                  | 0                    | 0                  | 1                  | 0                | 1                |
| *** NC                        |                      |                    |                    |                  |                  |
| APPLICATIONS RECEIVED         | 11                   | 0                  | 0                  | 0                | 0                |
| APPLICATIONS APPROVED         | 6                    | 0                  | 0                  | 0                | 0                |
| APPLICATIONS REJECTED         | 3                    | 0                  | 0                  | 0                | 0                |
| APPLICATIONS PENDING          | 6                    | 0                  | 0                  | 0                | 0                |
| RECIPIENTS                    | 108                  | 1                  | 7                  | 7                | 6                |
| RCF-II                        | 52                   | 1                  | 7                  | 1                | 1                |
| SNF-ICF                       | 11                   | 0                  | 0                  | 0                | 0                |
| RCF-I                         | 45                   | 0                  | 0                  | 6                | 5                |
| PAYMENTS                      | \$24,980             | \$292              | \$1,891            | \$1,186          | \$1,072          |
| RCF-II                        | \$14,427             | \$292              | \$1,891            | \$271            | \$292            |
| SNF/ICF                       | \$4,091              | \$0                | \$0                | \$0              | \$0              |
| RCF-I                         | \$6,462              | \$0                | \$0                | \$915            | \$780            |
| REINVESTIGATIONS              | 10                   | 0                  | 1                  | 0                | 0                |
| CASES CLOSED                  | 4                    | 0                  | 0                  | 0                | 0                |
| *** MA                        |                      |                    |                    |                  |                  |
| APPLICATIONS RECEIVED         | 275                  | 14                 | 23                 | 20               | 45               |
| APPLICATIONS APPROVED         | 213                  | 12                 | 15                 | 9                | 39               |
| APPLICATIONS REJECTED         | 67                   | 1                  | 3                  | 9                | 8                |
| APPLICATIONS PENDING          | 181                  | 14                 | 17                 | 11               | 34               |
| RECIPIENTS                    | 1,955                | 165                | 177                | 228              | 383              |
| CASES CLOSED                  | 15                   | 1                  | 3                  | 3                | 5                |
| *** HA-K                      |                      |                    |                    |                  |                  |
| APPLICATIONS RECEIVED         | 3                    | 0                  | 0                  | 1                | 0                |
| APPLICATIONS APPROVED-DMH     | 0                    | 0                  | 0                  | 0                | 0                |
| APPLICATIONS APPROVED-DYS/JCT | 3                    | 0                  | 0                  | 1                | 0                |
| APPLICATIONS REJECTED         | 0                    | 0                  | 0                  | 0                | 0                |
| APPLICATIONS PENDING          | 0                    | 0                  | 0                  | 0                | 0                |
| RECIPIENTS - DMH              | 1                    | 0                  | 0                  | 0                | 0                |
| RECIPIENTS - DYS/JCT          | 10                   | 0                  | 0                  | 1                | 0                |
| CASES CLOSED - DMH            | 0                    | 0                  | 0                  | 0                | 0                |
| CASES CLOSED - DYS/JCT        | 1                    | 0                  | 0                  | 1                | 0                |
| *** REFUGEE                   |                      |                    |                    |                  |                  |
| APPLICATIONS RECEIVED         | 0                    | 0                  | 0                  | 0                | 0                |
| APPLICATIONS APPROVED         | 0                    | 0                  | 0                  | 0                | 0                |
| APPLICATIONS REJECTED         | 0                    | 0                  | 0                  | 0                | 0                |
| APPLICATIONS PENDING          | 0                    | 0                  | 0                  | 0                | 0                |
| CASES RECEIVING               | 0                    | 0                  | 0                  | 0                | 0                |
| TOTAL PERSONS                 | 0                    | 0                  | 0                  | 0                | 0                |
| TOTAL PAYMENTS                | \$0                  | \$0                | \$0                | \$0              | \$0              |
| REINVESTIGATIONS              | 0                    | 0                  | 0                  | 0                | 0                |
| CASES CLOSED                  | 0                    | 0                  | 0                  | 0                | 0                |
| *** SSI ONLY                  |                      |                    |                    |                  |                  |
| RECIPIENTS                    | 9                    | 1                  | 0                  | 2                | 0                |
| *** SSI-SP                    |                      |                    |                    |                  |                  |
| RECIPIENTS                    | 4                    | 0                  | 2                  | 0                | 8                |
| TOTAL PAYMENTS                | \$212                | \$0                | \$44               | \$0              | \$495            |
| *** SP ONLY                   |                      |                    |                    |                  |                  |
| RECIPIENTS                    | 0                    | 0                  | 0                  | 0                | 1                |
| TOTAL PAYMENTS                | \$0                  | \$0                | \$0                | \$0              | \$88             |
| *** OMB                       |                      |                    |                    |                  |                  |
| APPLICATIONS RECEIVED         | 22                   | 2                  | 3                  | 7                | 4                |
| APPLICATIONS APPROVED         | 8                    | 3                  | 2                  | 1                | 4                |
| APPLICATIONS REJECTED         | 6                    | 1                  | 0                  | 5                | 0                |
| APPLICATIONS PENDING          | 9                    | 2                  | 2                  | 4                | 1                |
| TOTAL PERSONS                 | 290                  | 7                  | 16                 | 10               | 41               |
| REINVESTIGATIONS              | 2                    | 0                  | 0                  | 0                | 0                |
| CASES CLOSED                  | 43                   | 3                  | 6                  | 0                | 9                |
| *** SLMB                      |                      |                    |                    |                  |                  |
| APPLICATIONS RECEIVED         | 12                   | 2                  | 3                  | 6                | 5                |
| APPLICATIONS APPROVED         | 3                    | 0                  | 0                  | 1                | 2                |
| APPLICATIONS REJECTED         | 6                    | 4                  | 4                  | 5                | 3                |
| APPLICATIONS PENDING          | 4                    | 2                  | 2                  | 3                | 1                |
| TOTAL PERSONS                 | 138                  | 4                  | 10                 | 21               | 27               |
| REINVESTIGATIONS              | 2                    | 0                  | 0                  | 0                | 3                |
| CASES CLOSED                  | 20                   | 0                  | 1                  | 3                | 3                |
| *** VENDOR CASES              |                      |                    |                    |                  |                  |
| RECIPIENTS                    | 576                  | 36                 | 57                 | 52               | 49               |
| CASES CLOSED                  | 18                   | 1                  | 1                  | 4                | 0                |

TABLE 2. DETAILED OPERATING STATISTICS BY AREA AND COUNTY FOR AUGUST 2000

|                                 | AREA 3<br>BOLLINGER | AREA 3<br>BUTLER | AREA 3<br>CAPE GIRARDEAU | AREA 3<br>CARTER | AREA 3<br>CRAWFORD |
|---------------------------------|---------------------|------------------|--------------------------|------------------|--------------------|
| *** TEMPORARY ASSISTANCE        |                     |                  |                          |                  |                    |
| APPLICATIONS RECEIVED           | 13                  | 77               | 83                       | 12               | 55                 |
| APPLICATIONS APPROVED           | 8                   | 62               | 53                       | 8                | 25                 |
| APPLICATIONS REJECTED           | 0                   | 17               | 33                       | 4                | 21                 |
| APPLICATIONS PENDING            | 3                   | 29               | 47                       | 2                | 21                 |
| FAMILIES RECEIVING CASH         | 44                  | 466              | 413                      | 46               | 217                |
| CHILDREN RECEIVING CASH         | 89                  | 817              | 728                      | 82               | 377                |
| TOTAL PERSONS                   | 113                 | 1,124            | 1,021                    | 107              | 540                |
| TOTAL PAYMENTS                  | \$10,836            | \$104,237        | \$94,364                 | \$11,654         | \$52,696           |
| AVERAGE PER FAMILY              | \$246.27            | \$223.68         | \$228.48                 | \$253.35         | \$242.84           |
| AVERAGE PER PERSON              | \$95.89             | \$92.74          | \$92.42                  | \$108.92         | \$97.59            |
| TITLE XIX ONLY CASES            | 72                  | 211              | 144                      | 45               | 124                |
| TITLE XIX ONLY PERSONS          | 234                 | 600              | 449                      | 155              | 423                |
| TITLE XIX ONLY CHILDREN         | 138                 | 408              | 270                      | 96               | 254                |
| TITLE XIX TRANSITIONAL CASES    | 16                  | 76               | 76                       | 16               | 40                 |
| TITLE XIX TRANSITIONAL PERSONS  | 20                  | 133              | 141                      | 31               | 64                 |
| TITLE XIX TRANSITIONAL CHILDREN | 1                   | 39               | 58                       | 9                | 13                 |
| EXTENDED TRANSITIONAL CASES     | 8                   | 27               | 25                       | 7                | 16                 |
| EXTENDED TRANSITIONAL PERSONS   | 9                   | 31               | 25                       | 7                | 18                 |
| REINVESTIGATIONS                | 7                   | 110              | 42                       | 5                | 43                 |
| CASES CLOSED                    | 7                   | 72               | 36                       | 3                | 27                 |
| *** TEMPORARY ASSISTANCE/UP     |                     |                  |                          |                  |                    |
| FAMILIES RECEIVING              | 1                   | 8                | 2                        | 1                | 3                  |
| CHILDREN RECEIVING              | 6                   | 13               | 5                        | 3                | 6                  |
| TOTAL PERSONS                   | 8                   | 27               | 9                        | 5                | 11                 |
| TOTAL PAYMENTS                  | \$514               | \$2,089          | \$509                    | \$324            | \$949              |
| AVERAGE PER FAMILY              | \$514.00            | \$261.13         | \$254.50                 | \$324.00         | \$316.33           |
| AVERAGE PER PERSON              | \$64.25             | \$77.37          | \$56.56                  | \$64.80          | \$86.27            |
| *** MC+                         |                     |                  |                          |                  |                    |
| APPLICATIONS RECEIVED           | 19                  | 124              | 149                      | 22               | 97                 |
| APPLICATIONS APPROVED           | 12                  | 83               | 91                       | 18               | 45                 |
| APPLICATIONS REJECTED           | 1                   | 35               | 43                       | 4                | 29                 |
| APPLICATIONS PENDING            | 10                  | 50               | 75                       | 6                | 43                 |
| FAMILIES RECEIVING              | 496                 | 1,726            | 1,408                    | 369              | 744                |
| CUSTODIAL PARENTS RECEIVING     | 204                 | 824              | 496                      | 206              | 347                |
| CHILDREN RECEIVING              | 926                 | 3,097            | 2,465                    | 702              | 1,425              |
| REINVESTIGATIONS                | 16                  | 105              | 65                       | 24               | 68                 |
| CASES CLOSED                    | 13                  | 93               | 51                       | 18               | 39                 |
| *** NON-CUSTODIAL PARENTS       |                     |                  |                          |                  |                    |
| APPLICATIONS RECEIVED           | 0                   | 0                | 5                        | 0                | 1                  |
| APPLICATIONS APPROVED           | 0                   | 1                | 4                        | 0                | 1                  |
| APPLICATIONS REJECTED           | 0                   | 0                | 1                        | 0                | 0                  |
| APPLICATIONS PENDING            | 0                   | 0                | 0                        | 0                | 0                  |
| TOTAL PERSONS RECEIVING         | 5                   | 13               | 41                       | 5                | 10                 |
| CURRENT SUPPORT                 | 1                   | 0                | 2                        | 3                | 0                  |
| PARENTS' FAIR SHARE             | 4                   | 13               | 39                       | 2                | 10                 |
| REINVESTIGATIONS                | 0                   | 0                | 3                        | 0                | 1                  |
| CASES CLOSED                    | 0                   | 0                | 3                        | 0                | 0                  |
| *** GR-CASH                     |                     |                  |                          |                  |                    |
| APPLICATIONS RECEIVED           | 8                   | 44               | 31                       | 4                | 23                 |
| APPLICATIONS APPROVED           | 4                   | 5                | 5                        | 0                | 0                  |
| APPLICATIONS REJECTED           | 3                   | 31               | 18                       | 3                | 23                 |
| APPLICATIONS PENDING            | 8                   | 37               | 42                       | 6                | 15                 |
| CASES RECEIVING                 | 9                   | 34               | 25                       | 4                | 17                 |
| PERSONS RECEIVING               | 9                   | 35               | 25                       | 4                | 17                 |
| CASH PAYMENTS                   | \$720               | \$2,800          | \$2,000                  | \$320            | \$1,280            |
| REINVESTIGATIONS                | 0                   | 3                | 0                        | 1                | 3                  |
| CASES CLOSED                    | 0                   | 5                | 3                        | 1                | 1                  |
| HA-GR RECIPIENTS                | 8                   | 39               | 34                       | 5                | 17                 |
| HA-GR TOTAL PAYMENTS            | \$591               | \$3,120          | \$2,720                  | \$400            | \$1,280            |
| *** HPW                         |                     |                  |                          |                  |                    |
| APPLICATIONS RECEIVED           | 2                   | 32               | 60                       | 4                | 19                 |
| APPLICATIONS APPROVED           | 3                   | 31               | 48                       | 3                | 14                 |
| APPLICATIONS REJECTED           | 0                   | 12               | 17                       | 1                | 8                  |
| APPLICATIONS PENDING            | 0                   | 4                | 12                       | 2                | 4                  |
| CASES RECEIVING                 | 47                  | 200              | 240                      | 45               | 101                |
| EXTENDED WOMEN'S HEALTH         | 43                  | 148              | 155                      | 27               | 94                 |
| CASES CLOSED                    | 2                   | 13               | 9                        | 0                | 3                  |
| *** NEWBORNS                    | 55                  | 138              | 202                      | 30               | 99                 |
| *** AB SUPP                     |                     |                  |                          |                  |                    |
| APPLICATIONS RECEIVED           | 1                   | 1                | 2                        | 0                | 1                  |
| APPLICATIONS APPROVED           | 0                   | 1                | 0                        | 0                | 0                  |
| APPLICATIONS REJECTED           | 0                   | 1                | 5                        | 0                | 0                  |
| APPLICATIONS PENDING            | 1                   | 0                | 3                        | 0                | 2                  |
| RECIPIENTS                      | 3                   | 11               | 8                        | 0                | 2                  |
| TOTAL PAYMENTS                  | \$589               | \$3,144          | \$2,739                  | \$0              | \$745              |
| CASES CLOSED                    | 0                   | 0                | 0                        | 0                | 0                  |

TABLE 2. DETAILED OPERATING STATISTICS BY AREA AND COUNTY FOR AUGUST 2000

|                               | AREA 3<br>BOLLINGER | AREA 3<br>BUTLER | AREA 3<br>CAPE GIRARDEAU | AREA 3<br>CARTER | AREA 3<br>CRAWFORD |
|-------------------------------|---------------------|------------------|--------------------------|------------------|--------------------|
| *** BP                        |                     |                  |                          |                  |                    |
| APPLICATIONS RECEIVED         | 1                   | 1                | 2                        | 0                | 1                  |
| APPLICATIONS APPROVED         | 0                   | 2                | 1                        | 0                | 0                  |
| APPLICATIONS REJECTED         | 0                   | 0                | 4                        | 0                | 0                  |
| APPLICATIONS PENDING          | 1                   | 0                | 4                        | 0                | 2                  |
| RECIPIENTS                    | 4                   | 32               | 24                       | 5                | 9                  |
| TOTAL PAYMENTS                | \$1,592             | \$12,736         | \$9,552                  | \$1,990          | \$3,582            |
| CASES CLOSED                  | 0                   | 0                | 0                        | 1                | 0                  |
| *** NC                        |                     |                  |                          |                  |                    |
| APPLICATIONS RECEIVED         | 1                   | 7                | 8                        | 1                | 4                  |
| APPLICATIONS APPROVED         | 1                   | 4                | 8                        | 1                | 3                  |
| APPLICATIONS REJECTED         | 0                   | 3                | 2                        | 0                | 1                  |
| APPLICATIONS PENDING          | 2                   | 4                | 9                        | 0                | 2                  |
| RECIPIENTS                    | 48                  | 129              | 214                      | 41               | 63                 |
| RCF-II                        | 39                  | 75               | 190                      | 30               | 24                 |
| SNF-ICF                       | 0                   | 0                | 1                        | 0                | 0                  |
| RCF-I                         | 9                   | 54               | 23                       | 11               | 39                 |
| PAYMENTS                      | \$12,378            | \$29,272         | \$55,286                 | \$10,323         | \$12,057           |
| RCF-II                        | \$11,048            | \$21,281         | \$51,310                 | \$8,760          | \$6,368            |
| SNF/ICF                       | \$0                 | \$0              | \$390                    | \$0              | \$0                |
| RCF-I                         | \$1,330             | \$7,991          | \$3,586                  | \$1,563          | \$5,689            |
| REINVESTIGATIONS              | 0                   | 10               | 6                        | 6                | 2                  |
| CASES CLOSED                  | 0                   | 3                | 6                        | 0                | 1                  |
| *** MA                        |                     |                  |                          |                  |                    |
| APPLICATIONS RECEIVED         | 47                  | 227              | 187                      | 31               | 80                 |
| APPLICATIONS APPROVED         | 33                  | 157              | 121                      | 24               | 52                 |
| APPLICATIONS REJECTED         | 13                  | 60               | 63                       | 6                | 41                 |
| APPLICATIONS PENDING          | 41                  | 171              | 203                      | 27               | 65                 |
| RECIPIENTS                    | 530                 | 2,656            | 1,438                    | 412              | 764                |
| CASES CLOSED                  | 5                   | 48               | 28                       | 5                | 22                 |
| *** MA-K                      |                     |                  |                          |                  |                    |
| APPLICATIONS RECEIVED         | 0                   | 1                | 3                        | 0                | 0                  |
| APPLICATIONS APPROVED-DMH     | 0                   | 0                | 0                        | 0                | 0                  |
| APPLICATIONS APPROVED-DYS/JCT | 0                   | 1                | 1                        | 0                | 0                  |
| APPLICATIONS REJECTED         | 0                   | 0                | 1                        | 0                | 0                  |
| APPLICATIONS PENDING          | 0                   | 0                | 1                        | 0                | 0                  |
| RECIPIENTS - DMH              | 0                   | 0                | 0                        | 0                | 0                  |
| RECIPIENTS - DYS/JCT          | 0                   | 12               | 31                       | 0                | 0                  |
| CASES CLOSED - DMH            | 0                   | 0                | 0                        | 0                | 0                  |
| CASES CLOSED - DYS/JCT        | 0                   | 0                | 5                        | 0                | 0                  |
| *** REFUGEE                   |                     |                  |                          |                  |                    |
| APPLICATIONS RECEIVED         | 0                   | 0                | 1                        | 0                | 0                  |
| APPLICATIONS APPROVED         | 0                   | 0                | 0                        | 0                | 0                  |
| APPLICATIONS REJECTED         | 0                   | 0                | 0                        | 0                | 0                  |
| APPLICATIONS PENDING          | 0                   | 0                | 1                        | 0                | 0                  |
| CASES RECEIVING               | 0                   | 0                | 0                        | 0                | 0                  |
| TOTAL PERSONS                 | 0                   | 0                | 0                        | 0                | 0                  |
| TOTAL PAYMENTS                | \$0                 | \$0              | \$0                      | \$0              | \$0                |
| REINVESTIGATIONS              | 0                   | 0                | 0                        | 0                | 0                  |
| CASES CLOSED                  | 0                   | 0                | 0                        | 0                | 0                  |
| *** SSI ONLY                  |                     |                  |                          |                  |                    |
| RECIPIENTS                    | 9                   | 36               | 11                       | 4                | 7                  |
| *** SSI-SP                    |                     |                  |                          |                  |                    |
| RECIPIENTS                    | 3                   | 21               | 8                        | 0                | 6                  |
| TOTAL PAYMENTS                | \$86                | \$1,296          | \$520                    | \$0              | \$113              |
| *** SP ONLY                   |                     |                  |                          |                  |                    |
| RECIPIENTS                    | 1                   | 1                | 1                        | 1                | 1                  |
| TOTAL PAYMENTS                | \$35                | \$116            | \$15                     | \$59             | \$17               |
| *** OMB                       |                     |                  |                          |                  |                    |
| APPLICATIONS RECEIVED         | 0                   | 16               | 23                       | 4                | 34                 |
| APPLICATIONS APPROVED         | 2                   | 16               | 9                        | 1                | 12                 |
| APPLICATIONS REJECTED         | 0                   | 4                | 9                        | 2                | 26                 |
| APPLICATIONS PENDING          | 0                   | 7                | 19                       | 2                | 6                  |
| TOTAL PERSONS                 | 37                  | 159              | 163                      | 24               | 65                 |
| REINVESTIGATIONS              | 0                   | 7                | 2                        | 1                | 0                  |
| CASES CLOSED                  | 6                   | 23               | 45                       | 7                | 11                 |
| *** SLMB                      |                     |                  |                          |                  |                    |
| APPLICATIONS RECEIVED         | 1                   | 11               | 19                       | 1                | 33                 |
| APPLICATIONS APPROVED         | 1                   | 5                | 3                        | 0                | 2                  |
| APPLICATIONS REJECTED         | 0                   | 4                | 14                       | 0                | 35                 |
| APPLICATIONS PENDING          | 0                   | 3                | 15                       | 1                | 6                  |
| TOTAL PERSONS                 | 21                  | 109              | 107                      | 14               | 47                 |
| REINVESTIGATIONS              | 0                   | 6                | 1                        | 2                | 1                  |
| CASES CLOSED                  | 4                   | 10               | 12                       | 2                | 5                  |
| *** VENDOR CASES              |                     |                  |                          |                  |                    |
| RECIPIENTS                    | 49                  | 378              | 371                      | 36               | 166                |
| CASES CLOSED                  | 1                   | 11               | 14                       | 2                | 6                  |



TABLE 2. DETAILED OPERATING STATISTICS BY AREA AND COUNTY FOR AUGUST 2000

|                                 | AREA 3<br>DENT | AREA 3<br>DUNKLIN | AREA 3<br>HOWELL | AREA 3<br>IRON | AREA 3<br>MADISON |
|---------------------------------|----------------|-------------------|------------------|----------------|-------------------|
| *** TEMPORARY ASSISTANCE        |                |                   |                  |                |                   |
| APPLICATIONS RECEIVED           | 19             | 96                | 92               | 8              | 17                |
| APPLICATIONS APPROVED           | 10             | 83                | 59               | 9              | 13                |
| APPLICATIONS REJECTED           | 7              | 30                | 20               | 3              | 4                 |
| APPLICATIONS PENDING            | 8              | 43                | 46               | 4              | 8                 |
| FAMILIES RECEIVING CASH         | 121            | 718               | 349              | 103            | 79                |
| CHILDREN RECEIVING CASH         | 208            | 1,339             | 605              | 187            | 128               |
| TOTAL PERSONS                   | 282            | 1,772             | 832              | 250            | 193               |
| TOTAL PAYMENTS                  | \$28,628       | \$168,628         | \$81,884         | \$23,686       | \$17,456          |
| AVERAGE PER FAMILY              | \$236.60       | \$234.86          | \$234.62         | \$229.96       | \$220.96          |
| AVERAGE PER PERSON              | \$101.52       | \$95.16           | \$98.42          | \$94.74        | \$90.45           |
| TITLE XIX ONLY CASES            | 77             | 300               | 169              | 63             | 60                |
| TITLE XIX ONLY PERSONS          | 258            | 1,049             | 587              | 241            | 187               |
| TITLE XIX ONLY CHILDREN         | 150            | 640               | 335              | 150            | 108               |
| TITLE XIX TRANSITIONAL CASES    | 21             | 96                | 46               | 30             | 20                |
| TITLE XIX TRANSITIONAL PERSONS  | 30             | 153               | 87               | 69             | 34                |
| TITLE XIX TRANSITIONAL CHILDREN | 4              | 43                | 38               | 34             | 7                 |
| EXTENDED TRANSITIONAL CASES     | 9              | 46                | 24               | 11             | 10                |
| EXTENDED TRANSITIONAL PERSONS   | 12             | 53                | 26               | 13             | 14                |
| REINVESTIGATIONS                | 32             | 100               | 70               | 27             | 22                |
| CASES CLOSED                    | 13             | 63                | 60               | 23             | 13                |
| *** TEMPORARY ASSISTANCE/UP     |                |                   |                  |                |                   |
| FAMILIES RECEIVING              | 2              | 4                 | 7                | 4              | 1                 |
| CHILDREN RECEIVING              | 6              | 7                 | 15               | 8              | 5                 |
| TOTAL PERSONS                   | 9              | 14                | 23               | 13             | 5                 |
| TOTAL PAYMENTS                  | \$687          | \$1,120           | \$1,551          | \$1,195        | \$355             |
| AVERAGE PER FAMILY              | \$343.50       | \$280.00          | \$221.57         | \$298.75       | \$355.00          |
| AVERAGE PER PERSON              | \$76.33        | \$80.00           | \$67.43          | \$91.92        | \$71.00           |
| *** MC+                         |                |                   |                  |                |                   |
| APPLICATIONS RECEIVED           | 41             | 145               | 118              | 46             | 42                |
| APPLICATIONS APPROVED           | 29             | 81                | 80               | 35             | 21                |
| APPLICATIONS REJECTED           | 9              | 45                | 37               | 10             | 12                |
| APPLICATIONS PENDING            | 21             | 67                | 36               | 19             | 13                |
| FAMILIES RECEIVING              | 713            | 1,823             | 1,719            | 482            | 469               |
| CUSTODIAL PARENTS RECEIVING     | 306            | 828               | 777              | 249            | 184               |
| CHILDREN RECEIVING              | 1,363          | 3,286             | 3,253            | 882            | 832               |
| REINVESTIGATIONS                | 46             | 120               | 124              | 42             | 30                |
| CASES CLOSED                    | 23             | 96                | 82               | 21             | 27                |
| *** NON-CUSTODIAL PARENTS       |                |                   |                  |                |                   |
| APPLICATIONS RECEIVED           | 0              | 5                 | 0                | 2              | 1                 |
| APPLICATIONS APPROVED           | 0              | 5                 | 1                | 2              | 1                 |
| APPLICATIONS REJECTED           | 0              | 0                 | 0                | 0              | 0                 |
| APPLICATIONS PENDING            | 0              | 0                 | 0                | 0              | 0                 |
| TOTAL PERSONS RECEIVING         | 8              | 41                | 16               | 9              | 3                 |
| CURRENT SUPPORT                 | 0              | 3                 | 0                | 1              | 0                 |
| PARENTS' FAIR SHARE             | 8              | 38                | 16               | 8              | 3                 |
| REINVESTIGATIONS                | 0              | 1                 | 2                | 0              | 0                 |
| CASES CLOSED                    | 1              | 4                 | 1                | 1              | 0                 |
| *** GR-CASH                     |                |                   |                  |                |                   |
| APPLICATIONS RECEIVED           | 13             | 32                | 20               | 9              | 6                 |
| APPLICATIONS APPROVED           | 0              | 7                 | 2                | 3              | 1                 |
| APPLICATIONS REJECTED           | 2              | 26                | 28               | 14             | 3                 |
| APPLICATIONS PENDING            | 13             | 41                | 21               | 5              | 8                 |
| CASES RECEIVING                 | 9              | 32                | 19               | 8              | 8                 |
| PERSONS RECEIVING               | 9              | 32                | 19               | 8              | 8                 |
| CASH PAYMENTS                   | \$720          | \$2,480           | \$1,520          | \$640          | \$640             |
| REINVESTIGATIONS                | 0              | 3                 | 0                | 1              | 0                 |
| CASES CLOSED                    | 1              | 5                 | 1                | 1              | 1                 |
| MA-GR RECIPIENTS                | 12             | 28                | 46               | 12             | 20                |
| MA-GR TOTAL PAYMENTS            | \$960          | \$2,240           | \$3,680          | \$960          | \$1,600           |
| *** MPW                         |                |                   |                  |                |                   |
| APPLICATIONS RECEIVED           | 11             | 28                | 29               | 3              | 5                 |
| APPLICATIONS APPROVED           | 8              | 26                | 20               | 2              | 4                 |
| APPLICATIONS REJECTED           | 2              | 8                 | 7                | 0              | 1                 |
| APPLICATIONS PENDING            | 7              | 4                 | 8                | 2              | 1                 |
| CASES RECEIVING                 | 82             | 169               | 164              | 35             | 42                |
| EXTENDED WOMEN'S HEALTH         | 73             | 92                | 129              | 34             | 37                |
| CASES CLOSED                    | 5              | 14                | 8                | 2              | 2                 |
| *** NEWBORNS                    |                |                   |                  |                |                   |
|                                 | 68             | 124               | 127              | 29             | 40                |
| *** AB SUPP                     |                |                   |                  |                |                   |
| APPLICATIONS RECEIVED           | 1              | 2                 | 2                | 0              | 0                 |
| APPLICATIONS APPROVED           | 0              | 0                 | 0                | 0              | 0                 |
| APPLICATIONS REJECTED           | 1              | 2                 | 0                | 1              | 0                 |
| APPLICATIONS PENDING            | 1              | 2                 | 2                | 0              | 0                 |
| RECIPIENTS                      | 2              | 5                 | 10               | 1              | 6                 |
| TOTAL PAYMENTS                  | \$659          | \$1,851           | \$3,304          | \$398          | \$1,984           |
| CASES CLOSED                    | 0              | 0                 | 0                | 0              | 0                 |

TABLE 2. DETAILED OPERATING STATISTICS BY AREA AND COUNTY FOR AUGUST 2000

|                               | AREA 3<br>DENT | AREA 3<br>DUNKLIN | AREA 3<br>HOWELL | AREA 3<br>IRON | AREA 3<br>MADISON |
|-------------------------------|----------------|-------------------|------------------|----------------|-------------------|
| *** BP                        |                |                   |                  |                |                   |
| APPLICATIONS RECEIVED         | 1              | 2                 | 3                | 0              | 0                 |
| APPLICATIONS APPROVED         | 0              | 1                 | 0                | 0              | 0                 |
| APPLICATIONS REJECTED         | 1              | 1                 | 0                | 1              | 0                 |
| APPLICATIONS PENDING          | 1              | 3                 | 3                | 0              | 0                 |
| RECIPIENTS                    | 4              | 25                | 18               | 9              | 13                |
| TOTAL PAYMENTS                | \$1,592        | \$9,943           | \$7,164          | \$3,575        | \$5,174           |
| CASES CLOSED                  | 0              | 0                 | 0                | 0              | 1                 |
| *** NC                        |                |                   |                  |                |                   |
| APPLICATIONS RECEIVED         | 2              | 2                 | 5                | 1              | 1                 |
| APPLICATIONS APPROVED         | 1              | 1                 | 0                | 4              | 1                 |
| APPLICATIONS REJECTED         | 0              | 0                 | 1                | 0              | 1                 |
| APPLICATIONS PENDING          | 1              | 1                 | 4                | 1              | 0                 |
| RECIPIENTS                    | 22             | 81                | 72               | 122            | 16                |
| RCF-II                        | 12             | 80                | 66               | 26             | 16                |
| SNF-ICF                       | 0              | 0                 | 0                | 49             | 0                 |
| RCF-I                         | 10             | 1                 | 6                | 47             | 0                 |
| PAYMENTS                      | \$4,668        | \$23,225          | \$19,143         | \$32,753       | \$4,125           |
| RCF-II                        | \$3,504        | \$23,069          | \$18,325         | \$7,307        | \$4,125           |
| SNF/ICF                       | \$0            | \$0               | \$0              | \$18,503       | \$0               |
| RCF-I                         | \$1,164        | \$156             | \$818            | \$6,943        | \$0               |
| REINVESTIGATIONS              | 1              | 0                 | 0                | 12             | 2                 |
| CASES CLOSED                  | 0              | 0                 | 2                | 1              | 1                 |
| *** MA                        |                |                   |                  |                |                   |
| APPLICATIONS RECEIVED         | 82             | 240               | 179              | 75             | 70                |
| APPLICATIONS APPROVED         | 65             | 183               | 138              | 56             | 55                |
| APPLICATIONS REJECTED         | 18             | 64                | 56               | 29             | 13                |
| APPLICATIONS PENDING          | 69             | 193               | 141              | 28             | 48                |
| RECIPIENTS                    | 723            | 3,058             | 1,659            | 549            | 563               |
| CASES CLOSED                  | 9              | 42                | 35               | 10             | 12                |
| *** MA-K                      |                |                   |                  |                |                   |
| APPLICATIONS RECEIVED         | 0              | 1                 | 0                | 0              | 0                 |
| APPLICATIONS APPROVED-DMH     | 0              | 0                 | 0                | 0              | 0                 |
| APPLICATIONS APPROVED-DYS/JCT | 0              | 2                 | 0                | 0              | 0                 |
| APPLICATIONS REJECTED         | 0              | 0                 | 0                | 0              | 0                 |
| APPLICATIONS PENDING          | 0              | 0                 | 0                | 0              | 0                 |
| RECIPIENTS - DMH              | 0              | 0                 | 0                | 0              | 0                 |
| RECIPIENTS - DYS/JCT          | 2              | 7                 | 0                | 12             | 2                 |
| CASES CLOSED - DMH            | 0              | 0                 | 0                | 0              | 0                 |
| CASES CLOSED - DYS/JCT        | 0              | 0                 | 0                | 2              | 0                 |
| *** REFUGEE                   |                |                   |                  |                |                   |
| APPLICATIONS RECEIVED         | 0              | 0                 | 0                | 0              | 0                 |
| APPLICATIONS APPROVED         | 0              | 0                 | 0                | 0              | 0                 |
| APPLICATIONS REJECTED         | 0              | 0                 | 0                | 0              | 0                 |
| APPLICATIONS PENDING          | 0              | 0                 | 0                | 0              | 0                 |
| CASES RECEIVING               | 0              | 0                 | 0                | 0              | 0                 |
| TOTAL PERSONS                 | 0              | 0                 | 0                | 0              | 0                 |
| TOTAL PAYMENTS                | \$0            | \$0               | \$0              | \$0            | \$0               |
| REINVESTIGATIONS              | 0              | 0                 | 0                | 0              | 0                 |
| CASES CLOSED                  | 0              | 0                 | 0                | 0              | 0                 |
| *** SSI ONLY                  |                |                   |                  |                |                   |
| RECIPIENTS                    | 8              | 32                | 11               | 10             | 4                 |
| *** SSI-SP                    |                |                   |                  |                |                   |
| RECIPIENTS                    | 0              | 19                | 5                | 5              | 0                 |
| TOTAL PAYMENTS                | \$0            | \$1,469           | \$578            | \$194          | \$0               |
| *** SP ONLY                   |                |                   |                  |                |                   |
| RECIPIENTS                    | 1              | 5                 | 2                | 1              | 0                 |
| TOTAL PAYMENTS                | \$34           | \$188             | \$32             | \$398          | \$0               |
| *** OMB                       |                |                   |                  |                |                   |
| APPLICATIONS RECEIVED         | 3              | 18                | 30               | 3              | 10                |
| APPLICATIONS APPROVED         | 3              | 4                 | 13               | 3              | 6                 |
| APPLICATIONS REJECTED         | 1              | 9                 | 7                | 3              | 3                 |
| APPLICATIONS PENDING          | 6              | 10                | 18               | 1              | 2                 |
| TOTAL PERSONS                 | 66             | 188               | 189              | 56             | 51                |
| REINVESTIGATIONS              | 2              | 1                 | 3                | 5              | 0                 |
| CASES CLOSED                  | 14             | 55                | 34               | 10             | 10                |
| *** SLMB                      |                |                   |                  |                |                   |
| APPLICATIONS RECEIVED         | 3              | 11                | 29               | 1              | 10                |
| APPLICATIONS APPROVED         | 1              | 2                 | 6                | 0              | 2                 |
| APPLICATIONS REJECTED         | 1              | 5                 | 14               | 2              | 9                 |
| APPLICATIONS PENDING          | 5              | 6                 | 15               | 0              | 2                 |
| TOTAL PERSONS                 | 49             | 139               | 139              | 28             | 48                |
| REINVESTIGATIONS              | 0              | 0                 | 2                | 2              | 2                 |
| CASES CLOSED                  | 5              | 16                | 16               | 3              | 10                |
| *** VENDOR CASES              |                |                   |                  |                |                   |
| RECIPIENTS                    | 104            | 448               | 382              | 108            | 161               |
| CASES CLOSED                  | 2              | 8                 | 9                | 9              | 4                 |

TABLE 2. DETAILED OPERATING STATISTICS BY AREA AND COUNTY FOR AUGUST 2000

|                                 | AREA 3<br>MISSISSIPPI | AREA 3<br>NEW MADRID | AREA 3<br>OREGON | AREA 3<br>PEMISCOT | AREA 3<br>PERRY |
|---------------------------------|-----------------------|----------------------|------------------|--------------------|-----------------|
| *** TEMPORARY ASSISTANCE        |                       |                      |                  |                    |                 |
| APPLICATIONS RECEIVED           | 41                    | 44                   | 22               | 86                 | 12              |
| APPLICATIONS APPROVED           | 24                    | 36                   | 17               | 53                 | 8               |
| APPLICATIONS REJECTED           | 10                    | 5                    | 2                | 32                 | 2               |
| APPLICATIONS PENDING            | 21                    | 28                   | 10               | 44                 | 4               |
| FAMILIES RECEIVING CASH         | 435                   | 343                  | 105              | 582                | 71              |
| CHILDREN RECEIVING CASH         | 811                   | 637                  | 191              | 1,198              | 121             |
| TOTAL PERSONS                   | 1,115                 | 823                  | 255              | 1,534              | 168             |
| TOTAL PAYMENTS                  | \$100,787             | \$77,518             | \$25,215         | \$138,875          | \$15,957        |
| AVERAGE PER FAMILY              | \$231.69              | \$226.00             | \$240.14         | \$238.62           | \$224.75        |
| AVERAGE PER PERSON              | \$90.39               | \$94.19              | \$98.88          | \$90.53            | \$94.98         |
| TITLE XIX ONLY CASES            | 49                    | 140                  | 61               | 143                | 47              |
| TITLE XIX ONLY PERSONS          | 210                   | 468                  | 226              | 536                | 150             |
| TITLE XIX ONLY CHILDREN         | 105                   | 204                  | 121              | 354                | 95              |
| TITLE XIX TRANSITIONAL CASES    | 62                    | 61                   | 28               | 74                 | 10              |
| TITLE XIX TRANSITIONAL PERSONS  | 111                   | 109                  | 60               | 124                | 22              |
| TITLE XIX TRANSITIONAL CHILDREN | 41                    | 42                   | 27               | 40                 | 10              |
| EXTENDED TRANSITIONAL CASES     | 59                    | 34                   | 8                | 25                 | 7               |
| EXTENDED TRANSITIONAL PERSONS   | 61                    | 38                   | 10               | 25                 | 8               |
| REINVESTIGATIONS                | 53                    | 51                   | 39               | 55                 | 4               |
| CASES CLOSED                    | 31                    | 38                   | 23               | 53                 | 14              |
| *** TEMPORARY ASSISTANCE/UP     |                       |                      |                  |                    |                 |
| FAMILIES RECEIVING              | 1                     | 0                    | 0                | 1                  | 0               |
| CHILDREN RECEIVING              | 2                     | 0                    | 0                | 6                  | 0               |
| TOTAL PERSONS                   | 4                     | 0                    | 0                | 8                  | 0               |
| TOTAL PAYMENTS                  | \$342                 | \$0                  | \$0              | \$514              | \$0             |
| AVERAGE PER FAMILY              | \$342.00              | \$0.00               | \$0.00           | \$514.00           | \$0.00          |
| AVERAGE PER PERSON              | \$85.50               | \$0.00               | \$0.00           | \$64.25            | \$0.00          |
| *** MC+                         |                       |                      |                  |                    |                 |
| APPLICATIONS RECEIVED           | 62                    | 63                   | 36               | 105                | 32              |
| APPLICATIONS APPROVED           | 45                    | 35                   | 17               | 38                 | 15              |
| APPLICATIONS REJECTED           | 17                    | 34                   | 10               | 65                 | 11              |
| APPLICATIONS PENDING            | 21                    | 30                   | 14               | 55                 | 14              |
| FAMILIES RECEIVING              | 706                   | 921                  | 494              | 1,245              | 496             |
| CUSTODIAL PARENTS RECEIVING     | 272                   | 409                  | 248              | 463                | 168             |
| CHILDREN RECEIVING              | 1,218                 | 1,693                | 935              | 2,536              | 909             |
| REINVESTIGATIONS                | 56                    | 44                   | 73               | 62                 | 31              |
| CASES CLOSED                    | 35                    | 39                   | 22               | 51                 | 21              |
| *** NON-CUSTODIAL PARENTS       |                       |                      |                  |                    |                 |
| APPLICATIONS RECEIVED           | 9                     | 2                    | 0                | 4                  | 1               |
| APPLICATIONS APPROVED           | 7                     | 1                    | 0                | 4                  | 1               |
| APPLICATIONS REJECTED           | 2                     | 0                    | 0                | 0                  | 0               |
| APPLICATIONS PENDING            | 1                     | 1                    | 0                | 0                  | 0               |
| TOTAL PERSONS RECEIVING         | 60                    | 34                   | 4                | 56                 | 7               |
| CURRENT SUPPORT                 | 0                     | 0                    | 0                | 2                  | 1               |
| PARENTS' FAIR SHARE             | 60                    | 34                   | 4                | 54                 | 6               |
| REINVESTIGATIONS                | 2                     | 1                    | 0                | 0                  | 1               |
| CASES CLOSED                    | 1                     | 2                    | 0                | 2                  | 2               |
| *** GR-CASH                     |                       |                      |                  |                    |                 |
| APPLICATIONS RECEIVED           | 12                    | 14                   | 8                | 33                 | 4               |
| APPLICATIONS APPROVED           | 3                     | 2                    | 2                | 1                  | 1               |
| APPLICATIONS REJECTED           | 6                     | 17                   | 4                | 31                 | 4               |
| APPLICATIONS PENDING            | 15                    | 16                   | 7                | 33                 | 4               |
| CASES RECEIVING                 | 18                    | 15                   | 12               | 23                 | 4               |
| PERSONS RECEIVING               | 18                    | 15                   | 12               | 23                 | 4               |
| CASH PAYMENTS                   | \$1,440               | \$1,200              | \$960            | \$1,840            | \$320           |
| REINVESTIGATIONS                | 1                     | 2                    | 0                | 0                  | 0               |
| CASES CLOSED                    | 1                     | 2                    | 0                | 3                  | 1               |
| MA-GR RECIPIENTS                | 19                    | 13                   | 11               | 19                 | 9               |
| MA-GR TOTAL PAYMENTS            | \$1,520               | \$1,040              | \$880            | \$1,520            | \$702           |
| *** HPW                         |                       |                      |                  |                    |                 |
| APPLICATIONS RECEIVED           | 7                     | 15                   | 7                | 15                 | 9               |
| APPLICATIONS APPROVED           | 7                     | 9                    | 3                | 17                 | 10              |
| APPLICATIONS REJECTED           | 3                     | 5                    | 2                | 1                  | 2               |
| APPLICATIONS PENDING            | 1                     | 7                    | 2                | 6                  | 2               |
| CASES RECEIVING                 | 80                    | 93                   | 43               | 103                | 55              |
| EXTENDED WOMEN'S HEALTH         | 57                    | 49                   | 42               | 58                 | 56              |
| CASES CLOSED                    | 7                     | 1                    | 3                | 11                 | 1               |
| *** NEWBORNS                    | 69                    | 77                   | 33               | 61                 | 75              |
| *** AB SUPP                     |                       |                      |                  |                    |                 |
| APPLICATIONS RECEIVED           | 0                     | 3                    | 0                | 2                  | 0               |
| APPLICATIONS APPROVED           | 0                     | 1                    | 0                | 1                  | 0               |
| APPLICATIONS REJECTED           | 1                     | 2                    | 0                | 0                  | 1               |
| APPLICATIONS PENDING            | 1                     | 2                    | 0                | 2                  | 0               |
| RECIPIENTS                      | 5                     | 14                   | 0                | 9                  | 1               |
| TOTAL PAYMENTS                  | \$1,663               | \$3,749              | \$0              | \$2,390            | \$0             |
| CASES CLOSED                    | 1                     | 0                    | 0                | 0                  | 1               |

TABLE 2. DETAILED OPERATING STATISTICS BY AREA AND COUNTY FOR AUGUST 2000

|                               | AREA 3<br>MISSISSIPPI | AREA 3<br>NEW MADRID | AREA 3<br>OREGON | AREA 3<br>PENISCOT | AREA 3<br>PERRY |
|-------------------------------|-----------------------|----------------------|------------------|--------------------|-----------------|
| *** BP                        |                       |                      |                  |                    |                 |
| APPLICATIONS RECEIVED         | 0                     | 3                    | 0                | 1                  | 0               |
| APPLICATIONS APPROVED         | 0                     | 0                    | 0                | 0                  | 1               |
| APPLICATIONS REJECTED         | 1                     | 3                    | 0                | 1                  | 0               |
| APPLICATIONS PENDING          | 1                     | 2                    | 0                | 1                  | 0               |
| RECIPIENTS                    | 14                    | 18                   | 7                | 11                 | 3               |
| TOTAL PAYMENTS                | \$5,572               | \$7,164              | \$2,786          | \$4,378            | \$1,194         |
| CASES CLOSED                  | 0                     | 1                    | 0                | 1                  | 0               |
| *** NC                        |                       |                      |                  |                    |                 |
| APPLICATIONS RECEIVED         | 0                     | 2                    | 0                | 0                  | 4               |
| APPLICATIONS APPROVED         | 0                     | 2                    | 0                | 0                  | 3               |
| APPLICATIONS REJECTED         | 0                     | 0                    | 0                | 0                  | 0               |
| APPLICATIONS PENDING          | 0                     | 0                    | 0                | 0                  | 3               |
| RECIPIENTS                    | 2                     | 10                   | 3                | 1                  | 39              |
| RCF-II                        | 2                     | 8                    | 3                | 0                  | 38              |
| SNF-ICF                       | 0                     | 2                    | 0                | 0                  | 0               |
| RCF-I                         | 0                     | 0                    | 0                | 1                  | 1               |
| PAYMENTS                      | \$584                 | \$3,116              | \$876            | \$156              | \$10,363        |
| RCF-II                        | \$584                 | \$2,336              | \$876            | \$0                | \$10,207        |
| SNF/ICF                       | \$0                   | \$780                | \$0              | \$0                | \$0             |
| RCF-I                         | \$0                   | \$0                  | \$0              | \$156              | \$156           |
| REINVESTIGATIONS              | 0                     | 3                    | 0                | 0                  | 1               |
| CASES CLOSED                  | 0                     | 1                    | 0                | 0                  | 2               |
| *** MA                        |                       |                      |                  |                    |                 |
| APPLICATIONS RECEIVED         | 87                    | 129                  | 55               | 133                | 55              |
| APPLICATIONS APPROVED         | 70                    | 100                  | 54               | 83                 | 36              |
| APPLICATIONS REJECTED         | 19                    | 33                   | 15               | 40                 | 13              |
| APPLICATIONS PENDING          | 48                    | 93                   | 34               | 101                | 71              |
| RECIPIENTS                    | 1,058                 | 1,459                | 738              | 2,133              | 412             |
| CASES CLOSED                  | 14                    | 20                   | 12               | 21                 | 10              |
| *** MA-K                      |                       |                      |                  |                    |                 |
| APPLICATIONS RECEIVED         | 1                     | 1                    | 0                | 0                  | 1               |
| APPLICATIONS APPROVED-DMH     | 0                     | 0                    | 0                | 0                  | 0               |
| APPLICATIONS APPROVED-DYS/JCT | 1                     | 2                    | 0                | 1                  | 1               |
| APPLICATIONS REJECTED         | 0                     | 0                    | 0                | 0                  | 0               |
| APPLICATIONS PENDING          | 0                     | 0                    | 0                | 0                  | 0               |
| RECIPIENTS - DMH              | 0                     | 0                    | 0                | 0                  | 0               |
| RECIPIENTS - DYS/JCT          | 14                    | 10                   | 0                | 1                  | 4               |
| CASES CLOSED - DMH            | 0                     | 0                    | 0                | 0                  | 0               |
| CASES CLOSED - DYS/JCT        | 1                     | 3                    | 0                | 0                  | 0               |
| *** REFUGEE                   |                       |                      |                  |                    |                 |
| APPLICATIONS RECEIVED         | 0                     | 0                    | 0                | 0                  | 0               |
| APPLICATIONS APPROVED         | 0                     | 0                    | 0                | 0                  | 0               |
| APPLICATIONS REJECTED         | 0                     | 0                    | 0                | 0                  | 0               |
| APPLICATIONS PENDING          | 0                     | 0                    | 0                | 0                  | 0               |
| CASES RECEIVING               | 0                     | 0                    | 0                | 0                  | 0               |
| TOTAL PERSONS                 | 0                     | 0                    | 0                | 0                  | 0               |
| TOTAL PAYMENTS                | \$0                   | \$0                  | \$0              | \$0                | \$0             |
| REINVESTIGATIONS              | 0                     | 0                    | 0                | 0                  | 0               |
| CASES CLOSED                  | 0                     | 0                    | 0                | 0                  | 0               |
| *** SSI ONLY                  |                       |                      |                  |                    |                 |
| RECIPIENTS                    | 24                    | 24                   | 11               | 35                 | 3               |
| *** SSI-SP                    |                       |                      |                  |                    |                 |
| RECIPIENTS                    | 6                     | 12                   | 3                | 16                 | 1               |
| TOTAL PAYMENTS                | \$403                 | \$283                | \$397            | \$540              | \$41            |
| *** SP ONLY                   |                       |                      |                  |                    |                 |
| RECIPIENTS                    | 5                     | 2                    | 0                | 1                  | 0               |
| TOTAL PAYMENTS                | \$263                 | \$73                 | \$0              | \$36               | \$0             |
| *** OMB                       |                       |                      |                  |                    |                 |
| APPLICATIONS RECEIVED         | 9                     | 20                   | 11               | 7                  | 8               |
| APPLICATIONS APPROVED         | 5                     | 14                   | 4                | 5                  | 3               |
| APPLICATIONS REJECTED         | 6                     | 10                   | 6                | 1                  | 7               |
| APPLICATIONS PENDING          | 0                     | 4                    | 3                | 3                  | 4               |
| TOTAL PERSONS                 | 57                    | 86                   | 48               | 60                 | 58              |
| REINVESTIGATIONS              | 1                     | 3                    | 3                | 1                  | 2               |
| CASES CLOSED                  | 18                    | 23                   | 11               | 9                  | 7               |
| *** SLMB                      |                       |                      |                  |                    |                 |
| APPLICATIONS RECEIVED         | 12                    | 12                   | 9                | 5                  | 9               |
| APPLICATIONS APPROVED         | 7                     | 1                    | 3                | 2                  | 2               |
| APPLICATIONS REJECTED         | 6                     | 15                   | 4                | 3                  | 7               |
| APPLICATIONS PENDING          | 0                     | 3                    | 3                | 1                  | 6               |
| TOTAL PERSONS                 | 54                    | 51                   | 29               | 39                 | 37              |
| REINVESTIGATIONS              | 4                     | 2                    | 0                | 1                  | 0               |
| CASES CLOSED                  | 9                     | 3                    | 7                | 5                  | 4               |
| *** VENDOR CASES              |                       |                      |                  |                    |                 |
| RECIPIENTS                    | 167                   | 274                  | 84               | 169                | 125             |
| CASES CLOSED                  | 5                     | 6                    | 4                | 3                  | 5               |

TABLE 2. DETAILED OPERATING STATISTICS BY AREA AND COUNTY FOR AUGUST 2000

|                                 | AREA 3<br>REYNOLDS | AREA 3<br>RIPLEY | AREA 3<br>ST FRANCOIS | AREA 3<br>STE GENEVIEVE | AREA 3<br>SCOTT |
|---------------------------------|--------------------|------------------|-----------------------|-------------------------|-----------------|
| *** TEMPORARY ASSISTANCE        |                    |                  |                       |                         |                 |
| APPLICATIONS RECEIVED           | 11                 | 29               | 113                   | 18                      | 85              |
| APPLICATIONS APPROVED           | 9                  | 20               | 67                    | 9                       | 68              |
| APPLICATIONS REJECTED           | 4                  | 8                | 28                    | 6                       | 25              |
| APPLICATIONS PENDING            | 5                  | 11               | 62                    | 12                      | 30              |
| FAMILIES RECEIVING CASH         | 66                 | 162              | 524                   | 67                      | 622             |
| CHILDREN RECEIVING CASH         | 108                | 273              | 889                   | 122                     | 1,104           |
| TOTAL PERSONS                   | 149                | 375              | 1,268                 | 167                     | 1,483           |
| TOTAL PAYMENTS                  | \$15,559           | \$36,733         | \$119,577             | \$15,989                | \$141,890       |
| AVERAGE PER FAMILY              | \$235.74           | \$226.75         | \$228.20              | \$238.64                | \$228.12        |
| AVERAGE PER PERSON              | \$104.42           | \$97.95          | \$94.30               | \$95.74                 | \$95.68         |
| TITLE XIX ONLY CASES            | 49                 | 96               | 332                   | 67                      | 193             |
| TITLE XIX ONLY PERSONS          | 177                | 338              | 1,074                 | 200                     | 672             |
| TITLE XIX ONLY CHILDREN         | 101                | 191              | 622                   | 123                     | 394             |
| TITLE XIX TRANSITIONAL CASES    | 12                 | 46               | 114                   | 18                      | 135             |
| TITLE XIX TRANSITIONAL PERSONS  | 27                 | 104              | 233                   | 30                      | 220             |
| TITLE XIX TRANSITIONAL CHILDREN | 10                 | 44               | 90                    | 10                      | 69              |
| EXTENDED TRANSITIONAL CASES     | 9                  | 26               | 65                    | 13                      | 57              |
| EXTENDED TRANSITIONAL PERSONS   | 9                  | 29               | 80                    | 17                      | 63              |
| REINVESTIGATIONS                | 14                 | 30               | 155                   | 15                      | 115             |
| CASES CLOSED                    | 6                  | 24               | 66                    | 13                      | 75              |
| *** TEMPORARY ASSISTANCE/UP     |                    |                  |                       |                         |                 |
| FAMILIES RECEIVING              | 0                  | 2                | 7                     | 0                       | 6               |
| CHILDREN RECEIVING              | 0                  | 4                | 13                    | 0                       | 9               |
| TOTAL PERSONS                   | 0                  | 6                | 23                    | 0                       | 20              |
| TOTAL PAYMENTS                  | \$0                | \$598            | \$1,286               | \$0                     | \$1,791         |
| AVERAGE PER FAMILY              | \$0.00             | \$299.00         | \$183.71              | \$0.00                  | \$298.50        |
| AVERAGE PER PERSON              | \$0.00             | \$99.67          | \$55.91               | \$0.00                  | \$89.55         |
| *** MC+                         |                    |                  |                       |                         |                 |
| APPLICATIONS RECEIVED           | 26                 | 64               | 187                   | 32                      | 162             |
| APPLICATIONS APPROVED           | 15                 | 32               | 114                   | 22                      | 97              |
| APPLICATIONS REJECTED           | 7                  | 14               | 57                    | 6                       | 54              |
| APPLICATIONS PENDING            | 12                 | 31               | 82                    | 15                      | 59              |
| FAMILIES RECEIVING              | 334                | 825              | 1,921                 | 438                     | 1,712           |
| CUSTODIAL PARENTS RECEIVING     | 193                | 375              | 878                   | 182                     | 723             |
| CHILDREN RECEIVING              | 595                | 1,464            | 3,373                 | 787                     | 3,131           |
| REINVESTIGATIONS                | 32                 | 43               | 162                   | 17                      | 105             |
| CASES CLOSED                    | 12                 | 22               | 107                   | 11                      | 83              |
| *** NON-CUSTODIAL PARENTS       |                    |                  |                       |                         |                 |
| APPLICATIONS RECEIVED           | 4                  | 0                | 4                     | 0                       | 7               |
| APPLICATIONS APPROVED           | 3                  | 0                | 4                     | 0                       | 7               |
| APPLICATIONS REJECTED           | 0                  | 0                | 0                     | 0                       | 2               |
| APPLICATIONS PENDING            | 0                  | 0                | 1                     | 0                       | 0               |
| TOTAL PERSONS RECEIVING         | 5                  | 5                | 32                    | 1                       | 56              |
| CURRENT SUPPORT                 | 0                  | 0                | 5                     | 0                       | 0               |
| PARENTS' FAIR SHARE             | 5                  | 5                | 27                    | 1                       | 56              |
| REINVESTIGATIONS                | 0                  | 1                | 1                     | 0                       | 3               |
| CASES CLOSED                    | 0                  | 0                | 3                     | 0                       | 2               |
| *** GR-CASH                     |                    |                  |                       |                         |                 |
| APPLICATIONS RECEIVED           | 9                  | 10               | 53                    | 2                       | 38              |
| APPLICATIONS APPROVED           | 1                  | 2                | 1                     | 0                       | 3               |
| APPLICATIONS REJECTED           | 9                  | 4                | 41                    | 3                       | 16              |
| APPLICATIONS PENDING            | 9                  | 10               | 51                    | 4                       | 37              |
| CASES RECEIVING                 | 8                  | 32               | 36                    | 8                       | 26              |
| PERSONS RECEIVING               | 8                  | 32               | 36                    | 8                       | 26              |
| CASH PAYMENTS                   | \$640              | \$2,560          | \$2,880               | \$560                   | \$2,080         |
| REINVESTIGATIONS                | 0                  | 0                | 1                     | 1                       | 0               |
| CASES CLOSED                    | 1                  | 4                | 2                     | 1                       | 4               |
| HA-GR RECIPIENTS                | 12                 | 14               | 60                    | 6                       | 41              |
| HA-GR TOTAL PAYMENTS            | \$960              | \$1,120          | \$4,800               | \$480                   | \$3,280         |
| *** HPW                         |                    |                  |                       |                         |                 |
| APPLICATIONS RECEIVED           | 2                  | 11               | 46                    | 7                       | 36              |
| APPLICATIONS APPROVED           | 0                  | 11               | 36                    | 4                       | 23              |
| APPLICATIONS REJECTED           | 2                  | 2                | 7                     | 0                       | 1               |
| APPLICATIONS PENDING            | 1                  | 3                | 9                     | 3                       | 13              |
| CASES RECEIVING                 | 32                 | 88               | 247                   | 41                      | 192             |
| EXTENDED WOMEN'S HEALTH         | 12                 | 49               | 146                   | 20                      | 148             |
| CASES CLOSED                    | 0                  | 5                | 9                     | 3                       | 7               |
| *** NEWBORNS                    |                    |                  |                       |                         |                 |
|                                 | 17                 | 26               | 204                   | 42                      | 130             |
| *** AB SUPP                     |                    |                  |                       |                         |                 |
| APPLICATIONS RECEIVED           | 0                  | 1                | 1                     | 1                       | 3               |
| APPLICATIONS APPROVED           | 0                  | 0                | 0                     | 0                       | 0               |
| APPLICATIONS REJECTED           | 1                  | 2                | 0                     | 2                       | 1               |
| APPLICATIONS PENDING            | 0                  | 2                | 2                     | 0                       | 2               |
| RECIPIENTS                      | 3                  | 5                | 9                     | 1                       | 7               |
| TOTAL PAYMENTS                  | \$890              | \$1,472          | \$2,855               | \$266                   | \$2,025         |
| CASES CLOSED                    | 0                  | 0                | 0                     | 0                       | 0               |

TABLE 2. DETAILED OPERATING STATISTICS BY AREA AND COUNTY FOR AUGUST 2000

|                               | AREA 3<br>REYNOLDS | AREA 3<br>RIPLEY | AREA 3<br>ST FRANCOIS | AREA 3<br>STE GENEVIEVE | AREA 3<br>SCOTT |
|-------------------------------|--------------------|------------------|-----------------------|-------------------------|-----------------|
| *** BP                        |                    |                  |                       |                         |                 |
| APPLICATIONS RECEIVED         | 0                  | 1                | 1                     | 1                       | 4               |
| APPLICATIONS APPROVED         | 0                  | 0                | 0                     | 1                       | 0               |
| APPLICATIONS REJECTED         | 1                  | 2                | 1                     | 1                       | 2               |
| APPLICATIONS PENDING          | 0                  | 2                | 4                     | 0                       | 5               |
| RECIPIENTS                    | 4                  | 9                | 52                    | 6                       | 27              |
| TOTAL PAYMENTS                | \$1,592            | \$3,582          | \$20,696              | \$2,388                 | \$10,746        |
| CASES CLOSED                  | 0                  | 0                | 0                     | 0                       | 1               |
| *** NC                        |                    |                  |                       |                         |                 |
| APPLICATIONS RECEIVED         | 0                  | 4                | 8                     | 1                       | 2               |
| APPLICATIONS APPROVED         | 0                  | 1                | 10                    | 3                       | 2               |
| APPLICATIONS REJECTED         | 0                  | 0                | 0                     | 0                       | 1               |
| APPLICATIONS PENDING          | 0                  | 4                | 6                     | 0                       | 1               |
| RECIPIENTS                    | 15                 | 37               | 278                   | 53                      | 82              |
| RCF-II                        | 2                  | 27               | 174                   | 50                      | 81              |
| SNF-ICF                       | 0                  | 0                | 7                     | 0                       | 0               |
| RCF-I                         | 13                 | 10               | 97                    | 3                       | 1               |
| PAYMENTS                      | \$2,585            | \$8,321          | \$64,728              | \$13,918                | \$22,989        |
| RCF-II                        | \$557              | \$6,920          | \$47,394              | \$13,450                | \$22,833        |
| SNF/ICF                       | \$0                | \$0              | \$2,730               | \$0                     | \$0             |
| RCF-I                         | \$2,028            | \$1,401          | \$14,604              | \$468                   | \$156           |
| REINVESTIGATIONS              | 0                  | 1                | 84                    | 2                       | 1               |
| CASES CLOSED                  | 0                  | 1                | 7                     | 1                       | 2               |
| *** MA                        |                    |                  |                       |                         |                 |
| APPLICATIONS RECEIVED         | 54                 | 97               | 318                   | 50                      | 245             |
| APPLICATIONS APPROVED         | 40                 | 83               | 217                   | 37                      | 180             |
| APPLICATIONS REJECTED         | 13                 | 11               | 115                   | 8                       | 35              |
| APPLICATIONS PENDING          | 43                 | 59               | 228                   | 45                      | 166             |
| RECIPIENTS                    | 431                | 1,137            | 2,144                 | 369                     | 1,985           |
| CASES CLOSED                  | 4                  | 11               | 27                    | 2                       | 40              |
| *** MA-K                      |                    |                  |                       |                         |                 |
| APPLICATIONS RECEIVED         | 0                  | 0                | 3                     | 0                       | 1               |
| APPLICATIONS APPROVED-DMH     | 0                  | 0                | 0                     | 0                       | 0               |
| APPLICATIONS APPROVED-DYS/JCT | 0                  | 0                | 3                     | 0                       | 1               |
| APPLICATIONS REJECTED         | 0                  | 0                | 0                     | 0                       | 0               |
| APPLICATIONS PENDING          | 0                  | 0                | 0                     | 0                       | 0               |
| RECIPIENTS - DMH              | 0                  | 0                | 0                     | 0                       | 0               |
| RECIPIENTS - DYS/JCT          | 3                  | 0                | 17                    | 5                       | 7               |
| CASES CLOSED - DMH            | 0                  | 0                | 0                     | 0                       | 0               |
| CASES CLOSED - DYS/JCT        | 0                  | 0                | 2                     | 1                       | 1               |
| *** REFUGEE                   |                    |                  |                       |                         |                 |
| APPLICATIONS RECEIVED         | 0                  | 0                | 0                     | 0                       | 0               |
| APPLICATIONS APPROVED         | 0                  | 0                | 0                     | 0                       | 0               |
| APPLICATIONS REJECTED         | 0                  | 0                | 0                     | 0                       | 0               |
| APPLICATIONS PENDING          | 0                  | 0                | 0                     | 0                       | 0               |
| CASES RECEIVING               | 0                  | 0                | 0                     | 0                       | 0               |
| TOTAL PERSONS                 | 0                  | 0                | 0                     | 0                       | 0               |
| TOTAL PAYMENTS                | \$0                | \$0              | \$0                   | \$0                     | \$0             |
| REINVESTIGATIONS              | 0                  | 0                | 0                     | 0                       | 0               |
| CASES CLOSED                  | 0                  | 0                | 0                     | 0                       | 0               |
| *** SSI ONLY                  |                    |                  |                       |                         |                 |
| RECIPIENTS                    | 10                 | 10               | 32                    | 1                       | 29              |
| *** SSI-SP                    |                    |                  |                       |                         |                 |
| RECIPIENTS                    | 2                  | 8                | 4                     | 2                       | 10              |
| TOTAL PAYMENTS                | \$66               | \$286            | \$620                 | \$64                    | \$473           |
| *** SP ONLY                   |                    |                  |                       |                         |                 |
| RECIPIENTS                    | 2                  | 3                | 3                     | 0                       | 2               |
| TOTAL PAYMENTS                | \$65               | \$121            | \$99                  | \$0                     | \$117           |
| *** QMB                       |                    |                  |                       |                         |                 |
| APPLICATIONS RECEIVED         | 6                  | 9                | 21                    | 6                       | 11              |
| APPLICATIONS APPROVED         | 2                  | 7                | 8                     | 3                       | 12              |
| APPLICATIONS REJECTED         | 3                  | 4                | 14                    | 1                       | 3               |
| APPLICATIONS PENDING          | 3                  | 3                | 11                    | 4                       | 2               |
| TOTAL PERSONS                 | 32                 | 56               | 163                   | 42                      | 131             |
| REINVESTIGATIONS              | 0                  | 0                | 1                     | 0                       | 2               |
| CASES CLOSED                  | 9                  | 15               | 34                    | 8                       | 40              |
| *** SLMB                      |                    |                  |                       |                         |                 |
| APPLICATIONS RECEIVED         | 6                  | 4                | 14                    | 5                       | 3               |
| APPLICATIONS APPROVED         | 0                  | 3                | 7                     | 1                       | 0               |
| APPLICATIONS REJECTED         | 5                  | 3                | 6                     | 1                       | 4               |
| APPLICATIONS PENDING          | 3                  | 0                | 8                     | 5                       | 1               |
| TOTAL PERSONS                 | 30                 | 44               | 98                    | 37                      | 78              |
| REINVESTIGATIONS              | 3                  | 1                | 1                     | 1                       | 0               |
| CASES CLOSED                  | 7                  | 2                | 8                     | 7                       | 16              |
| *** VENDOR CASES              |                    |                  |                       |                         |                 |
| RECIPIENTS                    | 41                 | 97               | 370                   | 84                      | 333             |
| CASES CLOSED                  | 5                  | 6                | 12                    | 3                       | 11              |

TABLE 2. DETAILED OPERATING STATISTICS BY AREA AND COUNTY FOR AUGUST 2000

|                                 | AREA 3<br>SHANNON | AREA 3<br>STODDARD | AREA 3<br>WASHINGTON | AREA 3<br>WAYNE | AREA 4<br>BARRY |
|---------------------------------|-------------------|--------------------|----------------------|-----------------|-----------------|
| *** TEMPORARY ASSISTANCE        |                   |                    |                      |                 |                 |
| APPLICATIONS RECEIVED           | 18                | 49                 | 60                   | 16              | 43              |
| APPLICATIONS APPROVED           | 11                | 33                 | 54                   | 13              | 38              |
| APPLICATIONS REJECTED           | 11                | 9                  | 11                   | 5               | 4               |
| APPLICATIONS PENDING            | 6                 | 30                 | 26                   | 11              | 14              |
| FAMILIES RECEIVING CASH         | 70                | 226                | 320                  | 152             | 253             |
| CHILDREN RECEIVING CASH         | 115               | 379                | 556                  | 256             | 469             |
| TOTAL PERSONS                   | 163               | 521                | 775                  | 325             | 617             |
| TOTAL PAYMENTS                  | \$16,024          | \$52,563           | \$71,578             | \$35,820        | \$64,696        |
| AVERAGE PER FAMILY              | \$228.91          | \$232.58           | \$223.68             | \$235.66        | \$255.72        |
| AVERAGE PER PERSON              | \$98.31           | \$100.89           | \$92.36              | \$110.22        | \$104.86        |
| TITLE XIX ONLY CASES            | 52                | 147                | 240                  | 117             | 170             |
| TITLE XIX ONLY PERSONS          | 160               | 445                | 801                  | 358             | 552             |
| TITLE XIX ONLY CHILDREN         | 91                | 257                | 472                  | 208             | 311             |
| TITLE XIX TRANSITIONAL CASES    | 18                | 63                 | 93                   | 43              | 42              |
| TITLE XIX TRANSITIONAL PERSONS  | 38                | 139                | 202                  | 84              | 90              |
| TITLE XIX TRANSITIONAL CHILDREN | 16                | 57                 | 77                   | 30              | 37              |
| EXTENDED TRANSITIONAL CASES     | 15                | 23                 | 29                   | 26              | 13              |
| EXTENDED TRANSITIONAL PERSONS   | 19                | 31                 | 37                   | 35              | 14              |
| REINVESTIGATIONS                | 14                | 50                 | 107                  | 34              | 33              |
| CASES CLOSED                    | 8                 | 36                 | 45                   | 24              | 48              |
| *** TEMPORARY ASSISTANCE/UP     |                   |                    |                      |                 |                 |
| FAMILIES RECEIVING              | 1                 | 1                  | 5                    | 2               | 3               |
| CHILDREN RECEIVING              | 3                 | 2                  | 11                   | 9               | 6               |
| TOTAL PERSONS                   | 5                 | 2                  | 18                   | 11              | 11              |
| TOTAL PAYMENTS                  | \$342             | \$256              | \$1,453              | \$383           | \$800           |
| AVERAGE PER FAMILY              | \$342.00          | \$256.00           | \$290.60             | \$191.50        | \$266.67        |
| AVERAGE PER PERSON              | \$68.40           | \$128.00           | \$80.72              | \$34.82         | \$72.73         |
| *** MC+                         |                   |                    |                      |                 |                 |
| APPLICATIONS RECEIVED           | 32                | 93                 | 109                  | 58              | 123             |
| APPLICATIONS APPROVED           | 27                | 60                 | 56                   | 36              | 81              |
| APPLICATIONS REJECTED           | 5                 | 17                 | 29                   | 10              | 32              |
| APPLICATIONS PENDING            | 9                 | 39                 | 54                   | 20              | 46              |
| FAMILIES RECEIVING              | 537               | 1,150              | 1,100                | 724             | 1,157           |
| CUSTODIAL PARENTS RECEIVING     | 292               | 471                | 460                  | 413             | 455             |
| CHILDREN RECEIVING              | 1,035             | 1,944              | 2,022                | 1,269           | 2,213           |
| REINVESTIGATIONS                | 38                | 62                 | 134                  | 38              | 26              |
| CASES CLOSED                    | 14                | 57                 | 52                   | 20              | 53              |
| *** NON-CUSTODIAL PARENTS       |                   |                    |                      |                 |                 |
| APPLICATIONS RECEIVED           | 0                 | 0                  | 2                    | 1               | 2               |
| APPLICATIONS APPROVED           | 0                 | 0                  | 2                    | 1               | 2               |
| APPLICATIONS REJECTED           | 1                 | 0                  | 0                    | 0               | 0               |
| APPLICATIONS PENDING            | 0                 | 0                  | 0                    | 0               | 0               |
| TOTAL PERSONS RECEIVING         | 4                 | 8                  | 25                   | 5               | 8               |
| CURRENT SUPPORT                 | 1                 | 0                  | 1                    | 0               | 0               |
| PARENTS' FAIR SHARE             | 3                 | 8                  | 24                   | 5               | 8               |
| REINVESTIGATIONS                | 0                 | 0                  | 0                    | 1               | 0               |
| CASES CLOSED                    | 0                 | 0                  | 0                    | 0               | 1               |
| *** GR-CASH                     |                   |                    |                      |                 |                 |
| APPLICATIONS RECEIVED           | 11                | 13                 | 15                   | 18              | 12              |
| APPLICATIONS APPROVED           | 1                 | 2                  | 6                    | 2               | 2               |
| APPLICATIONS REJECTED           | 8                 | 7                  | 8                    | 14              | 12              |
| APPLICATIONS PENDING            | 13                | 20                 | 21                   | 20              | 22              |
| CASES RECEIVING                 | 6                 | 11                 | 32                   | 22              | 14              |
| PERSONS RECEIVING               | 6                 | 11                 | 32                   | 22              | 14              |
| CASH PAYMENTS                   | \$480             | \$800              | \$2,490              | \$1,680         | \$1,120         |
| REINVESTIGATIONS                | 0                 | 0                  | 5                    | 0               | 1               |
| CASES CLOSED                    | 1                 | 2                  | 6                    | 1               | 0               |
| HA-GR RECIPIENTS                | 6                 | 21                 | 35                   | 14              | 41              |
| HA-GR TOTAL PAYMENTS            | \$480             | \$1,680            | \$2,800              | \$1,120         | \$3,280         |
| *** HPW                         |                   |                    |                      |                 |                 |
| APPLICATIONS RECEIVED           | 8                 | 23                 | 13                   | 10              | 34              |
| APPLICATIONS APPROVED           | 5                 | 18                 | 10                   | 10              | 16              |
| APPLICATIONS REJECTED           | 2                 | 1                  | 2                    | 2               | 9               |
| APPLICATIONS PENDING            | 2                 | 10                 | 3                    | 0               | 12              |
| CASES RECEIVING                 | 51                | 152                | 94                   | 61              | 146             |
| EXTENDED WOMEN'S HEALTH         | 48                | 101                | 87                   | 56              | 131             |
| CASES CLOSED                    | 4                 | 7                  | 6                    | 1               | 4               |
| *** NEWBORNS                    | 44                | 112                | 95                   | 37              | 150             |
| *** AB SUPP                     |                   |                    |                      |                 |                 |
| APPLICATIONS RECEIVED           | 1                 | 0                  | 1                    | 2               | 2               |
| APPLICATIONS APPROVED           | 0                 | 0                  | 0                    | 0               | 0               |
| APPLICATIONS REJECTED           | 0                 | 0                  | 1                    | 1               | 1               |
| APPLICATIONS PENDING            | 1                 | 1                  | 0                    | 1               | 1               |
| RECIPIENTS                      | 2                 | 2                  | 7                    | 9               | 5               |
| TOTAL PAYMENTS                  | \$605             | \$714              | \$2,019              | \$2,684         | \$1,674         |
| CASES CLOSED                    | 0                 | 0                  | 0                    | 0               | 0               |

TABLE 2. DETAILED OPERATING STATISTICS BY AREA AND COUNTY FOR AUGUST 2000

|                               | AREA 3<br>SHANNON | AREA 3<br>STODDARD | AREA 3<br>WASHINGTON | AREA 3<br>WAYNE | AREA 4<br>BARRY |
|-------------------------------|-------------------|--------------------|----------------------|-----------------|-----------------|
| *** BP                        |                   |                    |                      |                 |                 |
| APPLICATIONS RECEIVED         | 1                 | 0                  | 1                    | 2               | 2               |
| APPLICATIONS APPROVED         | 0                 | 0                  | 0                    | 0               | 1               |
| APPLICATIONS REJECTED         | 0                 | 0                  | 1                    | 1               | 0               |
| APPLICATIONS PENDING          | 1                 | 1                  | 1                    | 1               | 1               |
| RECIPIENTS                    | 0                 | 19                 | 16                   | 15              | 7               |
| TOTAL PAYMENTS                | \$0               | \$7,562            | \$6,368              | \$5,970         | \$2,786         |
| CASES CLOSED                  | 0                 | 1                  | 1                    | 0               | 0               |
| *** NC                        |                   |                    |                      |                 |                 |
| APPLICATIONS RECEIVED         | 0                 | 8                  | 0                    | 0               | 1               |
| APPLICATIONS APPROVED         | 2                 | 5                  | 0                    | 0               | 1               |
| APPLICATIONS REJECTED         | 0                 | 4                  | 0                    | 1               | 2               |
| APPLICATIONS PENDING          | 0                 | 5                  | 0                    | 0               | 0               |
| RECIPIENTS                    | 11                | 99                 | 24                   | 16              | 49              |
| RCF-II                        | 1                 | 80                 | 19                   | 4               | 38              |
| SNF-ICF                       | 0                 | 0                  | 1                    | 0               | 1               |
| RCF-I                         | 10                | 19                 | 4                    | 12              | 10              |
| PAYMENTS                      | \$1,850           | \$25,980           | \$5,981              | \$2,785         | \$12,470        |
| RCF-II                        | \$292             | \$23,022           | \$4,967              | \$954           | \$10,754        |
| SNF/ICF                       | \$0               | \$0                | \$390                | \$0             | \$156           |
| RCF-I                         | \$1,558           | \$2,958            | \$624                | \$1,831         | \$1,560         |
| REINVESTIGATIONS              | 0                 | 9                  | 1                    | 0               | 0               |
| CASES CLOSED                  | 1                 | 2                  | 1                    | 2               | 2               |
| *** MA                        |                   |                    |                      |                 |                 |
| APPLICATIONS RECEIVED         | 53                | 198                | 132                  | 118             | 154             |
| APPLICATIONS APPROVED         | 37                | 130                | 92                   | 89              | 115             |
| APPLICATIONS REJECTED         | 19                | 33                 | 35                   | 20              | 24              |
| APPLICATIONS PENDING          | 43                | 172                | 110                  | 82              | 109             |
| RECIPIENTS                    | 523               | 1,535              | 1,375                | 1,038           | 1,153           |
| CASES CLOSED                  | 6                 | 44                 | 32                   | 11              | 26              |
| *** MA-K                      |                   |                    |                      |                 |                 |
| APPLICATIONS RECEIVED         | 0                 | 0                  | 0                    | 0               | 0               |
| APPLICATIONS APPROVED-DMH     | 0                 | 0                  | 0                    | 0               | 0               |
| APPLICATIONS APPROVED-DYS/JCT | 0                 | 0                  | 0                    | 0               | 0               |
| APPLICATIONS REJECTED         | 0                 | 0                  | 0                    | 0               | 0               |
| APPLICATIONS PENDING          | 0                 | 0                  | 0                    | 0               | 0               |
| RECIPIENTS - DMH              | 0                 | 0                  | 0                    | 0               | 0               |
| RECIPIENTS - DYS/JCT          | 0                 | 0                  | 0                    | 0               | 0               |
| CASES CLOSED - DMH            | 0                 | 0                  | 0                    | 0               | 0               |
| CASES CLOSED - DYS/JCT        | 0                 | 0                  | 0                    | 0               | 0               |
| *** REFUGEE                   |                   |                    |                      |                 |                 |
| APPLICATIONS RECEIVED         | 0                 | 0                  | 0                    | 0               | 0               |
| APPLICATIONS APPROVED         | 0                 | 0                  | 0                    | 0               | 0               |
| APPLICATIONS REJECTED         | 0                 | 0                  | 0                    | 0               | 0               |
| APPLICATIONS PENDING          | 0                 | 0                  | 0                    | 0               | 0               |
| CASES RECEIVING               | 0                 | 0                  | 0                    | 0               | 0               |
| TOTAL PERSONS                 | 0                 | 0                  | 0                    | 0               | 0               |
| TOTAL PAYMENTS                | \$0               | \$0                | \$0                  | \$0             | \$0             |
| REINVESTIGATIONS              | 0                 | 0                  | 0                    | 0               | 0               |
| CASES CLOSED                  | 0                 | 0                  | 0                    | 0               | 0               |
| *** SSI ONLY                  |                   |                    |                      |                 |                 |
| RECIPIENTS                    | 3                 | 24                 | 15                   | 15              | 10              |
| *** SSI-SP                    |                   |                    |                      |                 |                 |
| RECIPIENTS                    | 5                 | 7                  | 6                    | 3               | 3               |
| TOTAL PAYMENTS                | \$416             | \$441              | \$660                | \$77            | \$87            |
| *** SP ONLY                   |                   |                    |                      |                 |                 |
| RECIPIENTS                    | 1                 | 3                  | 3                    | 0               | 0               |
| TOTAL PAYMENTS                | \$54              | \$278              | \$468                | \$0             | \$0             |
| *** QMB                       |                   |                    |                      |                 |                 |
| APPLICATIONS RECEIVED         | 7                 | 15                 | 9                    | 7               | 4               |
| APPLICATIONS APPROVED         | 6                 | 9                  | 5                    | 6               | 3               |
| APPLICATIONS REJECTED         | 2                 | 8                  | 4                    | 4               | 2               |
| APPLICATIONS PENDING          | 2                 | 4                  | 2                    | 2               | 0               |
| TOTAL PERSONS                 | 38                | 133                | 87                   | 65              | 105             |
| REINVESTIGATIONS              | 0                 | 4                  | 1                    | 1               | 0               |
| CASES CLOSED                  | 12                | 30                 | 12                   | 18              | 16              |
| *** SLMB                      |                   |                    |                      |                 |                 |
| APPLICATIONS RECEIVED         | 2                 | 7                  | 3                    | 5               | 2               |
| APPLICATIONS APPROVED         | 0                 | 4                  | 0                    | 2               | 2               |
| APPLICATIONS REJECTED         | 5                 | 3                  | 3                    | 0               | 2               |
| APPLICATIONS PENDING          | 0                 | 0                  | 2                    | 3               | 0               |
| TOTAL PERSONS                 | 52                | 96                 | 62                   | 50              | 63              |
| REINVESTIGATIONS              | 2                 | 8                  | 2                    | 2               | 0               |
| CASES CLOSED                  | 4                 | 11                 | 3                    | 7               | 8               |
| *** VENDOR CASES              |                   |                    |                      |                 |                 |
| RECIPIENTS                    | 37                | 248                | 140                  | 116             | 187             |
| CASES CLOSED                  | 1                 | 9                  | 6                    | 2               | 5               |



TABLE 2. DETAILED OPERATING STATISTICS BY AREA AND COUNTY FOR AUGUST 2000

|                                 | AREA 4<br>BARTON | AREA 4<br>BATES | AREA 4<br>BENTON | AREA 4<br>CAMDEN | AREA 4<br>CEDAR |
|---------------------------------|------------------|-----------------|------------------|------------------|-----------------|
| *** TEMPORARY ASSISTANCE        |                  |                 |                  |                  |                 |
| APPLICATIONS RECEIVED           | 10               | 39              | 25               | 38               | 16              |
| APPLICATIONS APPROVED           | 9                | 22              | 25               | 34               | 17              |
| APPLICATIONS REJECTED           | 3                | 12              | 3                | 15               | 1               |
| APPLICATIONS PENDING            | 4                | 14              | 7                | 14               | 2               |
| FAMILIES RECEIVING CASH         | 92               | 69              | 161              | 140              | 86              |
| CHILDREN RECEIVING CASH         | 153              | 128             | 283              | 246              | 149             |
| TOTAL PERSONS                   | 213              | 185             | 386              | 348              | 199             |
| TOTAL PAYMENTS                  | \$20,491         | \$16,910        | \$35,976         | \$31,111         | \$21,468        |
| AVERAGE PER FAMILY              | \$222.73         | \$245.07        | \$223.45         | \$222.22         | \$249.63        |
| AVERAGE PER PERSON              | \$96.20          | \$92.40         | \$93.20          | \$89.40          | \$107.88        |
| TITLE XIX ONLY CASES            | 46               | 89              | 111              | 133              | 75              |
| TITLE XIX ONLY PERSONS          | 143              | 281             | 378              | 397              | 242             |
| TITLE XIX ONLY CHILDREN         | 83               | 172             | 219              | 238              | 141             |
| TITLE XIX TRANSITIONAL CASES    | 18               | 24              | 19               | 38               | 28              |
| TITLE XIX TRANSITIONAL PERSONS  | 27               | 50              | 35               | 66               | 62              |
| TITLE XIX TRANSITIONAL CHILDREN | 5                | 19              | 11               | 25               | 22              |
| EXTENDED TRANSITIONAL CASES     | 7                | 4               | 14               | 15               | 12              |
| EXTENDED TRANSITIONAL PERSONS   | 8                | 4               | 17               | 18               | 14              |
| REINVESTIGATIONS                | 11               | 24              | 22               | 19               | 9               |
| CASES CLOSED                    | 14               | 19              | 18               | 24               | 14              |
| *** TEMPORARY ASSISTANCE/UP     |                  |                 |                  |                  |                 |
| FAMILIES RECEIVING              | 6                | 1               | 2                | 3                | 2               |
| CHILDREN RECEIVING              | 14               | 3               | 4                | 5                | 3               |
| TOTAL PERSONS                   | 25               | 4               | 8                | 11               | 5               |
| TOTAL PAYMENTS                  | \$2,004          | \$291           | \$600            | \$711            | \$328           |
| AVERAGE PER FAMILY              | \$334.00         | \$291.00        | \$300.00         | \$237.00         | \$164.00        |
| AVERAGE PER PERSON              | \$80.16          | \$72.75         | \$75.00          | \$64.64          | \$65.60         |
| *** HC+                         |                  |                 |                  |                  |                 |
| APPLICATIONS RECEIVED           | 20               | 55              | 38               | 85               | 37              |
| APPLICATIONS APPROVED           | 18               | 25              | 31               | 58               | 30              |
| APPLICATIONS REJECTED           | 5                | 16              | 8                | 27               | 8               |
| APPLICATIONS PENDING            | 7                | 29              | 11               | 29               | 12              |
| FAMILIES RECEIVING              | 388              | 534             | 638              | 1,136            | 547             |
| CUSTODIAL PARENTS RECEIVING     | 184              | 236             | 285              | 468              | 265             |
| CHILDREN RECEIVING              | 712              | 1,036           | 1,157            | 2,113            | 1,080           |
| REINVESTIGATIONS                | 16               | 57              | 43               | 52               | 16              |
| CASES CLOSED                    | 11               | 36              | 17               | 40               | 18              |
| *** NON-CUSTODIAL PARENTS       |                  |                 |                  |                  |                 |
| APPLICATIONS RECEIVED           | 1                | 0               | 1                | 1                | 0               |
| APPLICATIONS APPROVED           | 1                | 0               | 1                | 1                | 0               |
| APPLICATIONS REJECTED           | 0                | 0               | 0                | 0                | 0               |
| APPLICATIONS PENDING            | 0                | 0               | 0                | 0                | 0               |
| TOTAL PERSONS RECEIVING         | 5                | 1               | 8                | 10               | 4               |
| CURRENT SUPPORT                 | 0                | 1               | 0                | 1                | 2               |
| PARENTS' FAIR SHARE             | 5                | 0               | 8                | 9                | 2               |
| REINVESTIGATIONS                | 0                | 0               | 0                | 0                | 0               |
| CASES CLOSED                    | 0                | 0               | 0                | 0                | 0               |
| *** GR-CASH                     |                  |                 |                  |                  |                 |
| APPLICATIONS RECEIVED           | 2                | 11              | 17               | 13               | 4               |
| APPLICATIONS APPROVED           | 0                | 2               | 1                | 3                | 1               |
| APPLICATIONS REJECTED           | 3                | 4               | 6                | 13               | 1               |
| APPLICATIONS PENDING            | 4                | 11              | 26               | 20               | 10              |
| CASES RECEIVING                 | 3                | 7               | 16               | 21               | 11              |
| PERSONS RECEIVING               | 3                | 7               | 16               | 21               | 11              |
| CASH PAYMENTS                   | \$240            | \$560           | \$1,280          | \$1,680          | \$880           |
| REINVESTIGATIONS                | 0                | 0               | 0                | 0                | 0               |
| CASES CLOSED                    | 0                | 0               | 3                | 3                | 1               |
| HA-GR RECIPIENTS                | 10               | 18              | 25               | 23               | 41              |
| HA-GR TOTAL PAYMENTS            | \$800            | \$1,440         | \$2,000          | \$1,840          | \$3,280         |
| *** MPW                         |                  |                 |                  |                  |                 |
| APPLICATIONS RECEIVED           | 7                | 10              | 9                | 23               | 10              |
| APPLICATIONS APPROVED           | 4                | 8               | 8                | 21               | 8               |
| APPLICATIONS REJECTED           | 6                | 2               | 3                | 3                | 4               |
| APPLICATIONS PENDING            | 1                | 5               | 1                | 4                | 0               |
| CASES RECEIVING                 | 55               | 66              | 50               | 133              | 59              |
| EXTENDED WOMEN'S HEALTH         | 34               | 59              | 36               | 141              | 41              |
| CASES CLOSED                    | 1                | 4               | 2                | 1                | 1               |
| *** NEWBORNS                    | 52               | 55              | 33               | 136              | 61              |
| *** AB SUPP                     |                  |                 |                  |                  |                 |
| APPLICATIONS RECEIVED           | 0                | 1               | 2                | 0                | 1               |
| APPLICATIONS APPROVED           | 0                | 0               | 0                | 0                | 0               |
| APPLICATIONS REJECTED           | 0                | 0               | 0                | 0                | 1               |
| APPLICATIONS PENDING            | 0                | 1               | 2                | 1                | 2               |
| RECIPIENTS                      | 6                | 2               | 5                | 3                | 2               |
| TOTAL PAYMENTS                  | \$1,422          | \$794           | \$1,504          | \$1,182          | \$770           |
| CASES CLOSED                    | 0                | 0               | 0                | 0                | 0               |

TABLE 2. DETAILED OPERATING STATISTICS BY AREA AND COUNTY FOR AUGUST 2000

|                               | AREA 4<br>BARTON | AREA 4<br>BATES | AREA 4<br>BENTON | AREA 4<br>CAMDEN | AREA 4<br>CEDAR |
|-------------------------------|------------------|-----------------|------------------|------------------|-----------------|
| *** BP                        |                  |                 |                  |                  |                 |
| APPLICATIONS RECEIVED         | 0                | 1               | 2                | 0                | 1               |
| APPLICATIONS APPROVED         | 0                | 0               | 0                | 0                | 0               |
| APPLICATIONS REJECTED         | 0                | 0               | 0                | 0                | 1               |
| APPLICATIONS PENDING          | 0                | 1               | 2                | 1                | 1               |
| RECIPIENTS                    | 4                | 9               | 15               | 14               | 5               |
| TOTAL PAYMENTS                | \$1,592          | \$3,582         | \$5,970          | \$5,572          | \$1,990         |
| CASES CLOSED                  | 0                | 0               | 0                | 0                | 0               |
| *** NC                        |                  |                 |                  |                  |                 |
| APPLICATIONS RECEIVED         | 0                | 1               | 2                | 1                | 1               |
| APPLICATIONS APPROVED         | 1                | 1               | 2                | 1                | 1               |
| APPLICATIONS REJECTED         | 0                | 0               | 0                | 1                | 0               |
| APPLICATIONS PENDING          | 1                | 0               | 1                | 0                | 1               |
| RECIPIENTS                    | 17               | 18              | 24               | 9                | 23              |
| RCF-II                        | 12               | 12              | 2                | 4                | 4               |
| SNF-ICF                       | 0                | 0               | 0                | 0                | 0               |
| RCF-I                         | 5                | 6               | 22               | 5                | 19              |
| PAYMENTS                      | \$4,193          | \$4,181         | \$3,299          | \$1,779          | \$3,803         |
| RCF-II                        | \$3,413          | \$3,245         | \$274            | \$999            | \$1,168         |
| SNF/ICF                       | \$0              | \$0             | \$0              | \$0              | \$0             |
| RCF-I                         | \$780            | \$936           | \$3,025          | \$780            | \$2,635         |
| REINVESTIGATIONS              | 4                | 1               | 2                | 3                | 0               |
| CASES CLOSED                  | 0                | 0               | 1                | 0                | 0               |
| *** MA                        |                  |                 |                  |                  |                 |
| APPLICATIONS RECEIVED         | 57               | 62              | 142              | 117              | 63              |
| APPLICATIONS APPROVED         | 43               | 49              | 114              | 84               | 52              |
| APPLICATIONS REJECTED         | 4                | 10              | 29               | 43               | 7               |
| APPLICATIONS PENDING          | 40               | 52              | 91               | 102              | 43              |
| RECIPIENTS                    | 392              | 449             | 751              | 809              | 550             |
| CASES CLOSED                  | 7                | 15              | 9                | 24               | 12              |
| *** MA-K                      |                  |                 |                  |                  |                 |
| APPLICATIONS RECEIVED         | 0                | 0               | 0                | 11               | 0               |
| APPLICATIONS APPROVED-DMH     | 0                | 0               | 0                | 0                | 0               |
| APPLICATIONS APPROVED-DYS/JCT | 0                | 0               | 0                | 7                | 0               |
| APPLICATIONS REJECTED         | 0                | 0               | 0                | 2                | 0               |
| APPLICATIONS PENDING          | 0                | 0               | 0                | 3                | 0               |
| RECIPIENTS - DMH              | 0                | 0               | 0                | 0                | 0               |
| RECIPIENTS - DYS/JCT          | 0                | 0               | 0                | 19               | 0               |
| CASES CLOSED - DMH            | 0                | 0               | 0                | 0                | 0               |
| CASES CLOSED - DYS/JCT        | 0                | 0               | 0                | 7                | 0               |
| *** REFUGEE                   |                  |                 |                  |                  |                 |
| APPLICATIONS RECEIVED         | 0                | 0               | 0                | 0                | 0               |
| APPLICATIONS APPROVED         | 0                | 0               | 0                | 0                | 0               |
| APPLICATIONS REJECTED         | 0                | 0               | 0                | 0                | 0               |
| APPLICATIONS PENDING          | 0                | 0               | 0                | 0                | 0               |
| CASES RECEIVING               | 0                | 0               | 0                | 0                | 0               |
| TOTAL PERSONS                 | 0                | 0               | 0                | 0                | 0               |
| TOTAL PAYMENTS                | \$0              | \$0             | \$0              | \$0              | \$0             |
| REINVESTIGATIONS              | 0                | 0               | 0                | 0                | 0               |
| CASES CLOSED                  | 0                | 0               | 0                | 0                | 0               |
| *** SSI ONLY                  |                  |                 |                  |                  |                 |
| RECIPIENTS                    | 1                | 4               | 4                | 2                | 7               |
| *** SSI-SP                    |                  |                 |                  |                  |                 |
| RECIPIENTS                    | 2                | 1               | 1                | 1                | 3               |
| TOTAL PAYMENTS                | \$9              | \$50            | \$10             | \$33             | \$98            |
| *** SP ONLY                   |                  |                 |                  |                  |                 |
| RECIPIENTS                    | 1                | 2               | 1                | 1                | 0               |
| TOTAL PAYMENTS                | \$22             | \$315           | \$398            | \$26             | \$0             |
| *** OHB                       |                  |                 |                  |                  |                 |
| APPLICATIONS RECEIVED         | 5                | 3               | 3                | 6                | 2               |
| APPLICATIONS APPROVED         | 1                | 3               | 3                | 2                | 2               |
| APPLICATIONS REJECTED         | 5                | 2               | 0                | 5                | 0               |
| APPLICATIONS PENDING          | 3                | 0               | 0                | 1                | 0               |
| TOTAL PERSONS                 | 30               | 53              | 103              | 82               | 73              |
| REINVESTIGATIONS              | 0                | 3               | 0                | 1                | 3               |
| CASES CLOSED                  | 8                | 8               | 37               | 21               | 13              |
| *** SLMB                      |                  |                 |                  |                  |                 |
| APPLICATIONS RECEIVED         | 4                | 1               | 0                | 0                | 1               |
| APPLICATIONS APPROVED         | 1                | 1               | 0                | 1                | 1               |
| APPLICATIONS REJECTED         | 2                | 2               | 0                | 2                | 0               |
| APPLICATIONS PENDING          | 2                | 0               | 0                | 0                | 0               |
| TOTAL PERSONS                 | 32               | 33              | 40               | 34               | 70              |
| REINVESTIGATIONS              | 0                | 2               | 0                | 0                | 0               |
| CASES CLOSED                  | 5                | 0               | 6                | 5                | 4               |
| *** VENDOR CASES              |                  |                 |                  |                  |                 |
| RECIPIENTS                    | 55               | 150             | 122              | 144              | 91              |
| CASES CLOSED                  | 4                | 4               | 4                | 7                | 3               |

TABLE 2. DETAILED OPERATING STATISTICS BY AREA AND COUNTY FOR AUGUST 2000

|                                 | AREA 4<br>CHRISTIAN | AREA 4<br>DADE | AREA 4<br>DALLAS | AREA 4<br>DOUGLAS | AREA 4<br>GREENE |
|---------------------------------|---------------------|----------------|------------------|-------------------|------------------|
| *** TEMPORARY ASSISTANCE        |                     |                |                  |                   |                  |
| APPLICATIONS RECEIVED           | 71                  | 6              | 27               | 8                 | 270              |
| APPLICATIONS APPROVED           | 20                  | 3              | 18               | 10                | 175              |
| APPLICATIONS REJECTED           | 28                  | 1              | 5                | 4                 | 85               |
| APPLICATIONS PENDING            | 44                  | 3              | 10               | 3                 | 113              |
| FAMILIES RECEIVING CASH         | 181                 | 29             | 142              | 92                | 1,350            |
| CHILDREN RECEIVING CASH         | 287                 | 50             | 251              | 179               | 2,323            |
| TOTAL PERSONS                   | 403                 | 75             | 351              | 242               | 3,266            |
| TOTAL PAYMENTS                  | \$41,006            | \$6,678        | \$32,974         | \$23,583          | \$312,564        |
| AVERAGE PER FAMILY              | \$226.55            | \$230.28       | \$232.21         | \$256.34          | \$235.01         |
| AVERAGE PER PERSON              | \$101.75            | \$89.04        | \$93.94          | \$97.45           | \$95.70          |
| TITLE XIX ONLY CASES            | 140                 | 26             | 56               | 78                | 857              |
| TITLE XIX ONLY PERSONS          | 401                 | 83             | 187              | 249               | 2,582            |
| TITLE XIX ONLY CHILDREN         | 238                 | 51             | 107              | 143               | 1,555            |
| TITLE XIX TRANSITIONAL CASES    | 43                  | 6              | 30               | 19                | 219              |
| TITLE XIX TRANSITIONAL PERSONS  | 78                  | 19             | 58               | 36                | 410              |
| TITLE XIX TRANSITIONAL CHILDREN | 24                  | 12             | 25               | 10                | 171              |
| EXTENDED TRANSITIONAL CASES     | 30                  | 1              | 17               | 8                 | 104              |
| EXTENDED TRANSITIONAL PERSONS   | 34                  | 1              | 21               | 8                 | 109              |
| REINVESTIGATIONS                | 8                   | 5              | 29               | 18                | 131              |
| CASES CLOSED                    | 28                  | 6              | 16               | 15                | 135              |
| *** TEMPORARY ASSISTANCE/UP     |                     |                |                  |                   |                  |
| FAMILIES RECEIVING              | 2                   | 0              | 6                | 1                 | 14               |
| CHILDREN RECEIVING              | 6                   | 0              | 14               | 4                 | 37               |
| TOTAL PERSONS                   | 10                  | 0              | 24               | 6                 | 63               |
| TOTAL PAYMENTS                  | \$468               | \$0            | \$1,516          | \$431             | \$4,778          |
| AVERAGE PER FAMILY              | \$234.00            | \$0.00         | \$252.67         | \$431.00          | \$341.29         |
| AVERAGE PER PERSON              | \$46.80             | \$0.00         | \$63.17          | \$71.83           | \$75.84          |
| *** MC+                         |                     |                |                  |                   |                  |
| APPLICATIONS RECEIVED           | 92                  | 22             | 43               | 36                | 411              |
| APPLICATIONS APPROVED           | 45                  | 17             | 26               | 27                | 281              |
| APPLICATIONS REJECTED           | 20                  | 6              | 8                | 3                 | 119              |
| APPLICATIONS PENDING            | 53                  | 2              | 18               | 13                | 198              |
| FAMILIES RECEIVING              | 1,544               | 291            | 598              | 558               | 5,891            |
| CUSTODIAL PARENTS RECEIVING     | 505                 | 114            | 259              | 232               | 2,396            |
| CHILDREN RECEIVING              | 2,822               | 586            | 1,187            | 1,108             | 10,588           |
| REINVESTIGATIONS                | 27                  | 16             | 19               | 29                | 317              |
| CASES CLOSED                    | 70                  | 12             | 23               | 20                | 236              |
| *** NON-CUSTODIAL PARENTS       |                     |                |                  |                   |                  |
| APPLICATIONS RECEIVED           | 1                   | 0              | 0                | 0                 | 7                |
| APPLICATIONS APPROVED           | 1                   | 0              | 0                | 0                 | 5                |
| APPLICATIONS REJECTED           | 0                   | 0              | 0                | 0                 | 2                |
| APPLICATIONS PENDING            | 0                   | 0              | 0                | 0                 | 2                |
| TOTAL PERSONS RECEIVING         | 8                   | 0              | 5                | 3                 | 56               |
| CURRENT SUPPORT                 | 1                   | 0              | 0                | 1                 | 3                |
| PARENTS' FAIR SHARE             | 7                   | 0              | 5                | 2                 | 53               |
| REINVESTIGATIONS                | 0                   | 0              | 0                | 0                 | 0                |
| CASES CLOSED                    | 0                   | 0              | 0                | 0                 | 2                |
| *** GR-CASH                     |                     |                |                  |                   |                  |
| APPLICATIONS RECEIVED           | 12                  | 4              | 9                | 7                 | 112              |
| APPLICATIONS APPROVED           | 1                   | 1              | 0                | 1                 | 12               |
| APPLICATIONS REJECTED           | 11                  | 2              | 3                | 4                 | 82               |
| APPLICATIONS PENDING            | 21                  | 6              | 9                | 7                 | 141              |
| CASES RECEIVING                 | 8                   | 7              | 8                | 5                 | 120              |
| PERSONS RECEIVING               | 8                   | 7              | 8                | 5                 | 121              |
| CASH PAYMENTS                   | \$640               | \$560          | \$640            | \$400             | \$9,600          |
| REINVESTIGATIONS                | 0                   | 1              | 0                | 0                 | 1                |
| CASES CLOSED                    | 1                   | 0              | 1                | 2                 | 11               |
| MA-GR RECIPIENTS                | 24                  | 8              | 19               | 19                | 316              |
| MA-GR TOTAL PAYMENTS            | \$1,920             | \$640          | \$1,520          | \$1,520           | \$25,053         |
| *** MPW                         |                     |                |                  |                   |                  |
| APPLICATIONS RECEIVED           | 34                  | 9              | 8                | 5                 | 174              |
| APPLICATIONS APPROVED           | 19                  | 7              | 10               | 8                 | 126              |
| APPLICATIONS REJECTED           | 11                  | 2              | 2                | 0                 | 33               |
| APPLICATIONS PENDING            | 14                  | 2              | 1                | 1                 | 63               |
| CASES RECEIVING                 | 210                 | 34             | 67               | 55                | 892              |
| EXTENDED WOMEN'S HEALTH         | 200                 | 26             | 46               | 41                | 900              |
| CASES CLOSED                    | 3                   | 0              | 4                | 0                 | 24               |
| *** NEWBORNS                    | 230                 | 33             | 62               | 40                | 1,016            |
| *** AB SUPP                     |                     |                |                  |                   |                  |
| APPLICATIONS RECEIVED           | 1                   | 1              | 0                | 0                 | 3                |
| APPLICATIONS APPROVED           | 0                   | 0              | 0                | 0                 | 0                |
| APPLICATIONS REJECTED           | 1                   | 0              | 1                | 0                 | 8                |
| APPLICATIONS PENDING            | 1                   | 1              | 0                | 0                 | 4                |
| RECIPIENTS                      | 5                   | 3              | 1                | 2                 | 24               |
| TOTAL PAYMENTS                  | \$1,842             | \$1,075        | \$145            | \$506             | \$7,713          |
| CASES CLOSED                    | 0                   | 0              | 0                | 0                 | 0                |

TABLE 2. DETAILED OPERATING STATISTICS BY AREA AND COUNTY FOR AUGUST 2000

|                               | AREA 4<br>CHRISTIAN | AREA 4<br>DADE | AREA 4<br>DALLAS | AREA 4<br>DOUGLAS | AREA 4<br>GREENE |
|-------------------------------|---------------------|----------------|------------------|-------------------|------------------|
| *** BP                        |                     |                |                  |                   |                  |
| APPLICATIONS RECEIVED         | 1                   | 1              | 0                | 0                 | 4                |
| APPLICATIONS APPROVED         | 1                   | 0              | 0                | 0                 | 6                |
| APPLICATIONS REJECTED         | 0                   | 0              | 1                | 0                 | 3                |
| APPLICATIONS PENDING          | 2                   | 1              | 0                | 0                 | 12               |
| RECIPIENTS                    | 16                  | 2              | 6                | 3                 | 92               |
| TOTAL PAYMENTS                | \$6,368             | \$796          | \$2,388          | \$1,194           | \$56,616         |
| CASES CLOSED                  | 0                   | 0              | 0                | 0                 | 1                |
| *** NC                        |                     |                |                  |                   |                  |
| APPLICATIONS RECEIVED         | 9                   | 0              | 1                | 0                 | 19               |
| APPLICATIONS APPROVED         | 4                   | 0              | 2                | 0                 | 6                |
| APPLICATIONS REJECTED         | 1                   | 0              | 0                | 0                 | 4                |
| APPLICATIONS PENDING          | 7                   | 0              | 2                | 0                 | 22               |
| RECIPIENTS                    | 177                 | 4              | 37               | 34                | 272              |
| RCF-II                        | 131                 | 4              | 22               | 27                | 244              |
| SNF-ICF                       | 18                  | 0              | 0                | 1                 | 1                |
| RCF-I                         | 28                  | 0              | 15               | 6                 | 27               |
| PAYMENTS                      | \$48,110            | \$877          | \$8,263          | \$8,415           | \$71,251         |
| RCF-II                        | \$36,986            | \$877          | \$5,923          | \$7,323           | \$66,727         |
| SNF/ICF                       | \$6,798             | \$0            | \$0              | \$156             | \$390            |
| RCF-I                         | \$4,326             | \$0            | \$2,340          | \$936             | \$4,134          |
| REINVESTIGATIONS              | 2                   | 1              | 3                | 6                 | 0                |
| CASES CLOSED                  | 4                   | 0              | 1                | 1                 | 12               |
| *** MA                        |                     |                |                  |                   |                  |
| APPLICATIONS RECEIVED         | 133                 | 33             | 63               | 74                | 691              |
| APPLICATIONS APPROVED         | 95                  | 30             | 53               | 63                | 525              |
| APPLICATIONS REJECTED         | 26                  | 10             | 19               | 9                 | 190              |
| APPLICATIONS PENDING          | 111                 | 29             | 39               | 44                | 568              |
| RECIPIENTS                    | 916                 | 262            | 561              | 710               | 6,162            |
| CASES CLOSED                  | 19                  | 4              | 11               | 15                | 93               |
| *** MA-K                      |                     |                |                  |                   |                  |
| APPLICATIONS RECEIVED         | 2                   | 0              | 0                | 0                 | 24               |
| APPLICATIONS APPROVED-DMH     | 0                   | 0              | 0                | 0                 | 0                |
| APPLICATIONS APPROVED-DYS/JCT | 1                   | 0              | 0                | 0                 | 20               |
| APPLICATIONS REJECTED         | 0                   | 0              | 0                | 0                 | 2                |
| APPLICATIONS PENDING          | 1                   | 0              | 0                | 0                 | 4                |
| RECIPIENTS - DMH              | 0                   | 0              | 0                | 0                 | 0                |
| RECIPIENTS - DYS/JCT          | 8                   | 0              | 0                | 0                 | 101              |
| CASES CLOSED - DMH            | 0                   | 0              | 0                | 0                 | 0                |
| CASES CLOSED - DYS/JCT        | 2                   | 0              | 0                | 0                 | 19               |
| *** REFUGEE                   |                     |                |                  |                   |                  |
| APPLICATIONS RECEIVED         | 0                   | 0              | 0                | 0                 | 0                |
| APPLICATIONS APPROVED         | 0                   | 0              | 0                | 0                 | 0                |
| APPLICATIONS REJECTED         | 0                   | 0              | 0                | 0                 | 0                |
| APPLICATIONS PENDING          | 0                   | 0              | 0                | 0                 | 0                |
| CASES RECEIVING               | 0                   | 0              | 0                | 0                 | 1                |
| TOTAL PERSONS                 | 0                   | 0              | 0                | 0                 | 1                |
| TOTAL PAYMENTS                | \$0                 | \$0            | \$0              | \$0               | \$136            |
| REINVESTIGATIONS              | 0                   | 0              | 0                | 0                 | 0                |
| CASES CLOSED                  | 0                   | 0              | 0                | 0                 | 0                |
| *** SSI ONLY                  |                     |                |                  |                   |                  |
| RECIPIENTS                    | 8                   | 1              | 5                | 9                 | 57               |
| *** SSI-SP                    |                     |                |                  |                   |                  |
| RECIPIENTS                    | 2                   | 0              | 8                | 4                 | 27               |
| TOTAL PAYMENTS                | \$59                | \$0            | \$733            | \$59              | \$1,239          |
| *** SP ONLY                   |                     |                |                  |                   |                  |
| RECIPIENTS                    | 0                   | 0              | 3                | 2                 | 4                |
| TOTAL PAYMENTS                | \$0                 | \$0            | \$297            | \$178             | \$225            |
| *** OMB                       |                     |                |                  |                   |                  |
| APPLICATIONS RECEIVED         | 10                  | 3              | 3                | 12                | 52               |
| APPLICATIONS APPROVED         | 5                   | 1              | 2                | 4                 | 35               |
| APPLICATIONS REJECTED         | 2                   | 2              | 1                | 1                 | 20               |
| APPLICATIONS PENDING          | 5                   | 0              | 0                | 6                 | 15               |
| TOTAL PERSONS                 | 98                  | 32             | 81               | 46                | 582              |
| REINVESTIGATIONS              | 0                   | 1              | 2                | 2                 | 2                |
| CASES CLOSED                  | 23                  | 7              | 7                | 9                 | 105              |
| *** SLMB                      |                     |                |                  |                   |                  |
| APPLICATIONS RECEIVED         | 5                   | 3              | 2                | 0                 | 17               |
| APPLICATIONS APPROVED         | 1                   | 1              | 2                | 0                 | 11               |
| APPLICATIONS REJECTED         | 3                   | 2              | 0                | 0                 | 11               |
| APPLICATIONS PENDING          | 3                   | 0              | 0                | 0                 | 6                |
| TOTAL PERSONS                 | 83                  | 10             | 41               | 38                | 315              |
| REINVESTIGATIONS              | 0                   | 0              | 1                | 1                 | 1                |
| CASES CLOSED                  | 6                   | 2              | 4                | 1                 | 47               |
| *** VENDOR CASES              |                     |                |                  |                   |                  |
| RECIPIENTS                    | 150                 | 92             | 94               | 49                | 1,021            |
| CASES CLOSED                  | 8                   | 2              | 3                | 1                 | 36               |

TABLE 2. DETAILED OPERATING STATISTICS BY AREA AND COUNTY FOR AUGUST 2000

|                                 | AREA 4<br>HENRY | AREA 4<br>HICKORY | AREA 4<br>JASPER | AREA 4<br>LACLEDE | AREA 4<br>LAWRENCE |
|---------------------------------|-----------------|-------------------|------------------|-------------------|--------------------|
| *** TEMPORARY ASSISTANCE        |                 |                   |                  |                   |                    |
| APPLICATIONS RECEIVED           | 48              | 11                | 159              | 47                | 50                 |
| APPLICATIONS APPROVED           | 39              | 12                | 114              | 42                | 39                 |
| APPLICATIONS REJECTED           | 17              | 1                 | 41               | 6                 | 4                  |
| APPLICATIONS PENDING            | 16              | 0                 | 86               | 10                | 17                 |
| FAMILIES RECEIVING CASH         | 195             | 53                | 728              | 278               | 245                |
| CHILDREN RECEIVING CASH         | 331             | 89                | 1,319            | 470               | 429                |
| TOTAL PERSONS                   | 471             | 122               | 1,802            | 662               | 588                |
| TOTAL PAYMENTS                  | \$46,483        | \$12,588          | \$170,911        | \$65,040          | \$57,753           |
| AVERAGE PER FAMILY              | \$238.37        | \$237.51          | \$234.77         | \$233.96          | \$235.73           |
| AVERAGE PER PERSON              | \$98.69         | \$103.18          | \$96.85          | \$98.25           | \$98.22            |
| TITLE XIX ONLY CASES            | 76              | 58                | 452              | 191               | 120                |
| TITLE XIX ONLY PERSONS          | 240             | 190               | 1,377            | 619               | 418                |
| TITLE XIX ONLY CHILDREN         | 142             | 117               | 823              | 361               | 241                |
| TITLE XIX TRANSITIONAL CASES    | 56              | 22                | 111              | 68                | 52                 |
| TITLE XIX TRANSITIONAL PERSONS  | 102             | 51                | 188              | 118               | 99                 |
| TITLE XIX TRANSITIONAL CHILDREN | 34              | 22                | 62               | 28                | 36                 |
| EXTENDED TRANSITIONAL CASES     | 20              | 9                 | 44               | 19                | 16                 |
| EXTENDED TRANSITIONAL PERSONS   | 24              | 12                | 47               | 19                | 20                 |
| REINVESTIGATIONS                | 40              | 9                 | 56               | 41                | 21                 |
| CASES CLOSED                    | 34              | 10                | 98               | 35                | 32                 |
| *** TEMPORARY ASSISTANCE/UP     |                 |                   |                  |                   |                    |
| FAMILIES RECEIVING              | 4               | 0                 | 4                | 0                 | 2                  |
| CHILDREN RECEIVING              | 8               | 0                 | 8                | 0                 | 5                  |
| TOTAL PERSONS                   | 16              | 0                 | 14               | 0                 | 8                  |
| TOTAL PAYMENTS                  | \$1,022         | \$0               | \$1,174          | \$0               | \$320              |
| AVERAGE PER FAMILY              | \$255.50        | \$0.00            | \$293.50         | \$0.00            | \$160.00           |
| AVERAGE PER PERSON              | \$63.88         | \$0.00            | \$83.86          | \$0.00            | \$40.00            |
| *** MC+                         |                 |                   |                  |                   |                    |
| APPLICATIONS RECEIVED           | 58              | 27                | 304              | 106               | 115                |
| APPLICATIONS APPROVED           | 49              | 22                | 159              | 72                | 61                 |
| APPLICATIONS REJECTED           | 15              | 8                 | 81               | 22                | 28                 |
| APPLICATIONS PENDING            | 12              | 9                 | 170              | 48                | 46                 |
| FAMILIES RECEIVING              | 731             | 416               | 3,802            | 1,211             | 1,212              |
| CUSTODIAL PARENTS RECEIVING     | 270             | 168               | 1,395            | 513               | 454                |
| CHILDREN RECEIVING              | 1,351           | 774               | 6,993            | 2,183             | 2,331              |
| REINVESTIGATIONS                | 52              | 17                | 57               | 59                | 38                 |
| CASES CLOSED                    | 39              | 10                | 160              | 55                | 68                 |
| *** NON-CUSTODIAL PARENTS       |                 |                   |                  |                   |                    |
| APPLICATIONS RECEIVED           | 2               | 1                 | 6                | 0                 | 0                  |
| APPLICATIONS APPROVED           | 2               | 0                 | 6                | 0                 | 0                  |
| APPLICATIONS REJECTED           | 0               | 1                 | 0                | 0                 | 0                  |
| APPLICATIONS PENDING            | 0               | 1                 | 0                | 0                 | 0                  |
| TOTAL PERSONS RECEIVING         | 6               | 4                 | 49               | 6                 | 18                 |
| CURRENT SUPPORT                 | 0               | 3                 | 2                | 1                 | 0                  |
| PARENTS' FAIR SHARE             | 6               | 1                 | 47               | 5                 | 18                 |
| REINVESTIGATIONS                | 0               | 0                 | 0                | 0                 | 0                  |
| CASES CLOSED                    | 0               | 0                 | 5                | 0                 | 0                  |
| *** GR-CASH                     |                 |                   |                  |                   |                    |
| APPLICATIONS RECEIVED           | 9               | 6                 | 37               | 26                | 25                 |
| APPLICATIONS APPROVED           | 2               | 2                 | 7                | 1                 | 3                  |
| APPLICATIONS REJECTED           | 8               | 5                 | 31               | 17                | 13                 |
| APPLICATIONS PENDING            | 17              | 7                 | 77               | 24                | 27                 |
| CASES RECEIVING                 | 13              | 12                | 55               | 17                | 13                 |
| PERSONS RECEIVING               | 13              | 12                | 55               | 17                | 13                 |
| CASH PAYMENTS                   | \$1,040         | \$960             | \$4,160          | \$1,310           | \$960              |
| REINVESTIGATIONS                | 0               | 0                 | 0                | 0                 | 1                  |
| CASES CLOSED                    | 2               | 4                 | 7                | 2                 | 5                  |
| MA-GR RECIPIENTS                | 26              | 19                | 126              | 33                | 46                 |
| MA-GR TOTAL PAYMENTS            | \$2,080         | \$1,520           | \$10,046         | \$2,608           | \$3,680            |
| *** NPW                         |                 |                   |                  |                   |                    |
| APPLICATIONS RECEIVED           | 21              | 7                 | 120              | 34                | 32                 |
| APPLICATIONS APPROVED           | 15              | 5                 | 83               | 30                | 20                 |
| APPLICATIONS REJECTED           | 7               | 0                 | 37               | 3                 | 8                  |
| APPLICATIONS PENDING            | 2               | 4                 | 32               | 9                 | 10                 |
| CASES RECEIVING                 | 98              | 36                | 521              | 171               | 148                |
| EXTENDED WOMEN'S HEALTH         | 88              | 17                | 504              | 129               | 141                |
| CASES CLOSED                    | 5               | 1                 | 15               | 8                 | 4                  |
| *** NEWBORNS                    | 106             | 29                | 564              | 156               | 142                |
| *** AB SUPP                     |                 |                   |                  |                   |                    |
| APPLICATIONS RECEIVED           | 0               | 0                 | 1                | 0                 | 3                  |
| APPLICATIONS APPROVED           | 0               | 0                 | 0                | 0                 | 0                  |
| APPLICATIONS REJECTED           | 0               | 1                 | 4                | 0                 | 0                  |
| APPLICATIONS PENDING            | 1               | 0                 | 4                | 0                 | 4                  |
| RECIPIENTS                      | 2               | 1                 | 20               | 6                 | 9                  |
| TOTAL PAYMENTS                  | \$796           | \$398             | \$6,021          | \$1,299           | \$2,451            |
| CASES CLOSED                    | 0               | 0                 | 0                | 0                 | 0                  |

TABLE 2. DETAILED OPERATING STATISTICS BY AREA AND COUNTY FOR AUGUST 2000

|                               | AREA 4<br>HENRY | AREA 4<br>HICKORY | AREA 4<br>JASPER | AREA 4<br>LACLEDE | AREA 4<br>LAURENCE |
|-------------------------------|-----------------|-------------------|------------------|-------------------|--------------------|
| *** BP                        |                 |                   |                  |                   |                    |
| APPLICATIONS RECEIVED         | 0               | 0                 | 2                | 0                 | 3                  |
| APPLICATIONS APPROVED         | 0               | 0                 | 0                | 0                 | 0                  |
| APPLICATIONS REJECTED         | 0               | 1                 | 3                | 0                 | 0                  |
| APPLICATIONS PENDING          | 2               | 0                 | 6                | 0                 | 4                  |
| RECIPIENTS                    | 19              | 6                 | 38               | 24                | 17                 |
| TOTAL PAYMENTS                | \$7,562         | \$2,388           | \$15,124         | \$9,552           | \$6,766            |
| CASES CLOSED                  | 0               | 0                 | 1                | 0                 | 0                  |
| *** NC                        |                 |                   |                  |                   |                    |
| APPLICATIONS RECEIVED         | 1               | 0                 | 10               | 4                 | 7                  |
| APPLICATIONS APPROVED         | 1               | 0                 | 10               | 2                 | 0                  |
| APPLICATIONS REJECTED         | 0               | 0                 | 5                | 2                 | 0                  |
| APPLICATIONS PENDING          | 1               | 0                 | 3                | 2                 | 7                  |
| RECIPIENTS                    | 41              | 4                 | 219              | 74                | 45                 |
| RCF-II                        | 30              | 4                 | 164              | 41                | 41                 |
| SNF-ICF                       | 0               | 0                 | 0                | 0                 | 0                  |
| RCF-I                         | 11              | 0                 | 55               | 33                | 4                  |
| PAYMENTS                      | \$9,883         | \$1,115           | \$53,203         | \$15,125          | \$11,728           |
| RCF-II                        | \$8,167         | \$1,115           | \$45,081         | \$9,983           | \$11,159           |
| SNF/ICF                       | \$0             | \$0               | \$0              | \$0               | \$0                |
| RCF-I                         | \$1,716         | \$0               | \$8,122          | \$5,142           | \$569              |
| REINVESTIGATIONS              | 6               | 0                 | 16               | 4                 | 2                  |
| CASES CLOSED                  | 0               | 0                 | 9                | 0                 | 1                  |
| *** MA                        |                 |                   |                  |                   |                    |
| APPLICATIONS RECEIVED         | 111             | 50                | 445              | 127               | 151                |
| APPLICATIONS APPROVED         | 73              | 35                | 370              | 81                | 101                |
| APPLICATIONS REJECTED         | 26              | 10                | 93               | 33                | 40                 |
| APPLICATIONS PENDING          | 94              | 31                | 373              | 103               | 119                |
| RECIPIENTS                    | 859             | 414               | 3,670            | 1,072             | 1,040              |
| CASES CLOSED                  | 12              | 6                 | 57               | 12                | 15                 |
| *** MA-K                      |                 |                   |                  |                   |                    |
| APPLICATIONS RECEIVED         | 2               | 0                 | 1                | 0                 | 1                  |
| APPLICATIONS APPROVED-DMH     | 0               | 0                 | 0                | 0                 | 0                  |
| APPLICATIONS APPROVED-DYS/JCT | 4               | 0                 | 0                | 0                 | 0                  |
| APPLICATIONS REJECTED         | 0               | 0                 | 1                | 0                 | 0                  |
| APPLICATIONS PENDING          | 0               | 0                 | 0                | 0                 | 1                  |
| RECIPIENTS - DMH              | 0               | 0                 | 0                | 1                 | 0                  |
| RECIPIENTS - DYS/JCT          | 17              | 0                 | 2                | 0                 | 1                  |
| CASES CLOSED - DMH            | 0               | 0                 | 0                | 0                 | 0                  |
| CASES CLOSED - DYS/JCT        | 5               | 0                 | 1                | 0                 | 1                  |
| *** REFUGEE                   |                 |                   |                  |                   |                    |
| APPLICATIONS RECEIVED         | 0               | 0                 | 0                | 0                 | 0                  |
| APPLICATIONS APPROVED         | 0               | 0                 | 0                | 0                 | 0                  |
| APPLICATIONS REJECTED         | 0               | 0                 | 0                | 0                 | 0                  |
| APPLICATIONS PENDING          | 0               | 0                 | 0                | 0                 | 0                  |
| CASES RECEIVING               | 0               | 0                 | 0                | 0                 | 0                  |
| TOTAL PERSONS                 | 0               | 0                 | 0                | 0                 | 0                  |
| TOTAL PAYMENTS                | \$0             | \$0               | \$0              | \$0               | \$0                |
| REINVESTIGATIONS              | 0               | 0                 | 0                | 0                 | 0                  |
| CASES CLOSED                  | 0               | 0                 | 0                | 0                 | 0                  |
| *** SSI ONLY                  |                 |                   |                  |                   |                    |
| RECIPIENTS                    | 10              | 4                 | 20               | 9                 | 5                  |
| *** SSI-SP                    |                 |                   |                  |                   |                    |
| RECIPIENTS                    | 3               | 2                 | 7                | 6                 | 2                  |
| TOTAL PAYMENTS                | \$61            | \$129             | \$367            | \$478             | \$118              |
| *** SP ONLY                   |                 |                   |                  |                   |                    |
| RECIPIENTS                    | 1               | 0                 | 4                | 2                 | 1                  |
| TOTAL PAYMENTS                | \$383           | \$0               | \$275            | \$118             | \$58               |
| *** DMB                       |                 |                   |                  |                   |                    |
| APPLICATIONS RECEIVED         | 7               | 5                 | 45               | 12                | 15                 |
| APPLICATIONS APPROVED         | 5               | 3                 | 18               | 3                 | 13                 |
| APPLICATIONS REJECTED         | 1               | 0                 | 28               | 8                 | 0                  |
| APPLICATIONS PENDING          | 3               | 1                 | 18               | 6                 | 6                  |
| TOTAL PERSONS                 | 94              | 47                | 381              | 94                | 83                 |
| REINVESTIGATIONS              | 3               | 0                 | 2                | 2                 | 1                  |
| CASES CLOSED                  | 16              | 9                 | 92               | 12                | 16                 |
| *** SLMB                      |                 |                   |                  |                   |                    |
| APPLICATIONS RECEIVED         | 3               | 1                 | 28               | 12                | 15                 |
| APPLICATIONS APPROVED         | 0               | 1                 | 5                | 6                 | 6                  |
| APPLICATIONS REJECTED         | 1               | 0                 | 27               | 7                 | 7                  |
| APPLICATIONS PENDING          | 2               | 0                 | 14               | 2                 | 6                  |
| TOTAL PERSONS                 | 54              | 40                | 286              | 81                | 69                 |
| REINVESTIGATIONS              | 1               | 0                 | 1                | 0                 | 3                  |
| CASES CLOSED                  | 9               | 2                 | 40               | 14                | 3                  |
| *** VENDOR CASES              |                 |                   |                  |                   |                    |
| RECIPIENTS                    | 143             | 76                | 465              | 170               | 187                |
| CASES CLOSED                  | 4               | 2                 | 25               | 4                 | 5                  |

TABLE 2. DETAILED OPERATING STATISTICS BY AREA AND COUNTY FOR AUGUST 2000

|                                 | AREA 4<br>MCDONALD | AREA 4<br>MARIES | AREA 4<br>MILLER | AREA 4<br>MONITEAU | AREA 4<br>MORGAN |
|---------------------------------|--------------------|------------------|------------------|--------------------|------------------|
| *** TEMPORARY ASSISTANCE        |                    |                  |                  |                    |                  |
| APPLICATIONS RECEIVED           | 41                 | 8                | 25               | 14                 | 25               |
| APPLICATIONS APPROVED           | 33                 | 9                | 15               | 10                 | 16               |
| APPLICATIONS REJECTED           | 11                 | 0                | 2                | 6                  | 7                |
| APPLICATIONS PENDING            | 17                 | 3                | 13               | 5                  | 11               |
| FAMILIES RECEIVING CASH         | 163                | 59               | 180              | 51                 | 86               |
| CHILDREN RECEIVING CASH         | 297                | 105              | 333              | 90                 | 155              |
| TOTAL PERSONS                   | 390                | 144              | 469              | 122                | 198              |
| TOTAL PAYMENTS                  | \$37,485           | \$14,466         | \$41,192         | \$12,861           | \$18,991         |
| AVERAGE PER FAMILY              | \$229.97           | \$245.19         | \$228.84         | \$252.18           | \$220.83         |
| AVERAGE PER PERSON              | \$96.12            | \$100.46         | \$87.83          | \$105.42           | \$95.91          |
| TITLE XIX ONLY CASES            | 137                | 30               | 90               | 27                 | 85               |
| TITLE XIX ONLY PERSONS          | 446                | 86               | 299              | 73                 | 252              |
| TITLE XIX ONLY CHILDREN         | 261                | 52               | 171              | 42                 | 148              |
| TITLE XIX TRANSITIONAL CASES    | 27                 | 5                | 58               | 6                  | 26               |
| TITLE XIX TRANSITIONAL PERSONS  | 47                 | 9                | 123              | 16                 | 56               |
| TITLE XIX TRANSITIONAL CHILDREN | 19                 | 2                | 50               | 9                  | 27               |
| EXTENDED TRANSITIONAL CASES     | 16                 | 0                | 14               | 1                  | 7                |
| EXTENDED TRANSITIONAL PERSONS   | 18                 | 0                | 16               | 1                  | 7                |
| REINVESTIGATIONS                | 6                  | 5                | 31               | 0                  | 15               |
| CASES CLOSED                    | 33                 | 3                | 16               | 3                  | 18               |
| *** TEMPORARY ASSISTANCE/UP     |                    |                  |                  |                    |                  |
| FAMILIES RECEIVING              | 0                  | 0                | 5                | 0                  | 1                |
| CHILDREN RECEIVING              | 0                  | 0                | 8                | 0                  | 2                |
| TOTAL PERSONS                   | 0                  | 0                | 17               | 0                  | 4                |
| TOTAL PAYMENTS                  | \$0                | \$0              | \$1,351          | \$0                | \$332            |
| AVERAGE PER FAMILY              | \$0.00             | \$0.00           | \$270.20         | \$0.00             | \$332.00         |
| AVERAGE PER PERSON              | \$0.00             | \$0.00           | \$79.47          | \$0.00             | \$83.00          |
| *** HC+                         |                    |                  |                  |                    |                  |
| APPLICATIONS RECEIVED           | 74                 | 14               | 58               | 14                 | 51               |
| APPLICATIONS APPROVED           | 47                 | 10               | 34               | 10                 | 18               |
| APPLICATIONS REJECTED           | 17                 | 3                | 8                | 8                  | 13               |
| APPLICATIONS PENDING            | 36                 | 3                | 26               | 12                 | 29               |
| FAMILIES RECEIVING              | 1,027              | 250              | 991              | 288                | 651              |
| CUSTODIAL PARENTS RECEIVING     | 438                | 108              | 411              | 99                 | 302              |
| CHILDREN RECEIVING              | 2,041              | 475              | 1,889            | 500                | 1,318            |
| REINVESTIGATIONS                | 10                 | 3                | 61               | 3                  | 45               |
| CASES CLOSED                    | 35                 | 12               | 40               | 6                  | 29               |
| *** NON-CUSTODIAL PARENTS       |                    |                  |                  |                    |                  |
| APPLICATIONS RECEIVED           | 0                  | 0                | 1                | 1                  | 1                |
| APPLICATIONS APPROVED           | 0                  | 0                | 1                | 1                  | 0                |
| APPLICATIONS REJECTED           | 0                  | 0                | 1                | 0                  | 1                |
| APPLICATIONS PENDING            | 0                  | 0                | 0                | 0                  | 0                |
| TOTAL PERSONS RECEIVING         | 5                  | 2                | 4                | 2                  | 11               |
| CURRENT SUPPORT                 | 0                  | 0                | 0                | 0                  | 0                |
| PARENTS' FAIR SHARE             | 5                  | 2                | 4                | 2                  | 11               |
| REINVESTIGATIONS                | 0                  | 0                | 0                | 0                  | 0                |
| CASES CLOSED                    | 1                  | 0                | 0                | 0                  | 0                |
| *** GR-CASH                     |                    |                  |                  |                    |                  |
| APPLICATIONS RECEIVED           | 13                 | 1                | 24               | 1                  | 4                |
| APPLICATIONS APPROVED           | 3                  | 1                | 0                | 1                  | 2                |
| APPLICATIONS REJECTED           | 6                  | 3                | 8                | 7                  | 7                |
| APPLICATIONS PENDING            | 23                 | 0                | 29               | 3                  | 5                |
| CASES RECEIVING                 | 10                 | 7                | 16               | 5                  | 10               |
| PERSONS RECEIVING               | 10                 | 7                | 16               | 5                  | 10               |
| CASH PAYMENTS                   | \$800              | \$560            | \$1,280          | \$400              | \$800            |
| REINVESTIGATIONS                | 0                  | 0                | 2                | 0                  | 0                |
| CASES CLOSED                    | 2                  | 0                | 3                | 0                  | 2                |
| HA-GR RECIPIENTS                | 36                 | 10               | 51               | 7                  | 23               |
| HA-GR TOTAL PAYMENTS            | \$2,848            | \$800            | \$4,080          | \$560              | \$1,822          |
| *** MPW                         |                    |                  |                  |                    |                  |
| APPLICATIONS RECEIVED           | 31                 | 3                | 16               | 8                  | 10               |
| APPLICATIONS APPROVED           | 18                 | 4                | 10               | 4                  | 9                |
| APPLICATIONS REJECTED           | 16                 | 0                | 7                | 0                  | 1                |
| APPLICATIONS PENDING            | 8                  | 1                | 8                | 5                  | 4                |
| CASES RECEIVING                 | 122                | 24               | 102              | 41                 | 65               |
| EXTENDED WOMEN'S HEALTH         | 133                | 21               | 106              | 49                 | 69               |
| CASES CLOSED                    | 5                  | 2                | 1                | 0                  | 0                |
| *** NEWBORNS                    | 119                | 26               | 101              | 51                 | 71               |
| *** AB SUPP                     |                    |                  |                  |                    |                  |
| APPLICATIONS RECEIVED           | 0                  | 0                | 0                | 0                  | 0                |
| APPLICATIONS APPROVED           | 0                  | 0                | 0                | 0                  | 0                |
| APPLICATIONS REJECTED           | 0                  | 0                | 0                | 0                  | 0                |
| APPLICATIONS PENDING            | 0                  | 2                | 0                | 0                  | 1                |
| RECIPIENTS                      | 2                  | 0                | 2                | 0                  | 2                |
| TOTAL PAYMENTS                  | \$695              | \$0              | \$596            | \$0                | \$694            |
| CASES CLOSED                    | 0                  | 0                | 0                | 0                  | 0                |

TABLE 2. DETAILED OPERATING STATISTICS BY AREA AND COUNTY FOR AUGUST 2000

|                               | AREA 4<br>MCDONALD | AREA 4<br>MARIES | AREA 4<br>HILLER | AREA 4<br>MONITEAU | AREA 4<br>MORGAN |
|-------------------------------|--------------------|------------------|------------------|--------------------|------------------|
| *** BP                        |                    |                  |                  |                    |                  |
| APPLICATIONS RECEIVED         | 0                  | 0                | 0                | 0                  | 0                |
| APPLICATIONS APPROVED         | 0                  | 0                | 0                | 0                  | 0                |
| APPLICATIONS REJECTED         | 0                  | 0                | 0                | 0                  | 0                |
| APPLICATIONS PENDING          | 0                  | 2                | 0                | 0                  | 1                |
| RECIPIENTS                    | 17                 | 5                | 14               | 1                  | 10               |
| TOTAL PAYMENTS                | \$6,766            | \$1,990          | \$5,572          | \$398              | \$3,980          |
| CASES CLOSED                  | 0                  | 0                | 0                | 0                  | 0                |
| *** NC                        |                    |                  |                  |                    |                  |
| APPLICATIONS RECEIVED         | 3                  | 0                | 3                | 3                  | 8                |
| APPLICATIONS APPROVED         | 2                  | 0                | 2                | 2                  | 3                |
| APPLICATIONS REJECTED         | 0                  | 0                | 1                | 1                  | 0                |
| APPLICATIONS PENDING          | 0                  | 0                | 2                | 3                  | 5                |
| RECIPIENTS                    | 38                 | 2                | 25               | 19                 | 35               |
| RCF-II                        | 38                 | 0                | 16               | 4                  | 30               |
| SNF-ICF                       | 0                  | 0                | 0                | 0                  | 0                |
| RCF-I                         | 0                  | 2                | 9                | 15                 | 5                |
| PAYMENTS                      | \$10,493           | \$312            | \$5,776          | \$3,299            | \$9,087          |
| RCF-II                        | \$10,493           | \$0              | \$4,532          | \$1,168            | \$8,307          |
| SNF/ICF                       | \$0                | \$0              | \$0              | \$0                | \$0              |
| RCF-I                         | \$0                | \$312            | \$1,244          | \$2,131            | \$780            |
| REINVESTIGATIONS              | 1                  | 0                | 1                | 1                  | 1                |
| CASES CLOSED                  | 1                  | 0                | 1                | 1                  | 0                |
| *** MA                        |                    |                  |                  |                    |                  |
| APPLICATIONS RECEIVED         | 112                | 30               | 92               | 24                 | 93               |
| APPLICATIONS APPROVED         | 82                 | 25               | 61               | 33                 | 71               |
| APPLICATIONS REJECTED         | 24                 | 2                | 25               | 15                 | 27               |
| APPLICATIONS PENDING          | 72                 | 28               | 99               | 23                 | 91               |
| RECIPIENTS                    | 794                | 286              | 720              | 234                | 660              |
| CASES CLOSED                  | 12                 | 5                | 18               | 3                  | 11               |
| *** MA-K                      |                    |                  |                  |                    |                  |
| APPLICATIONS RECEIVED         | 0                  | 0                | 0                | 0                  | 0                |
| APPLICATIONS APPROVED-DMH     | 0                  | 0                | 0                | 0                  | 0                |
| APPLICATIONS APPROVED-DYS/JCT | 0                  | 0                | 0                | 0                  | 0                |
| APPLICATIONS REJECTED         | 0                  | 0                | 0                | 0                  | 0                |
| APPLICATIONS PENDING          | 0                  | 0                | 0                | 0                  | 0                |
| RECIPIENTS - DMH              | 0                  | 0                | 0                | 0                  | 0                |
| RECIPIENTS - DYS/JCT          | 0                  | 0                | 0                | 0                  | 0                |
| CASES CLOSED - DMH            | 0                  | 0                | 0                | 0                  | 0                |
| CASES CLOSED - DYS/JCT        | 0                  | 0                | 0                | 0                  | 0                |
| *** REFUGEE                   |                    |                  |                  |                    |                  |
| APPLICATIONS RECEIVED         | 0                  | 0                | 0                | 0                  | 0                |
| APPLICATIONS APPROVED         | 0                  | 0                | 0                | 0                  | 0                |
| APPLICATIONS REJECTED         | 0                  | 0                | 0                | 0                  | 0                |
| APPLICATIONS PENDING          | 0                  | 0                | 0                | 0                  | 0                |
| CASES RECEIVING               | 0                  | 0                | 0                | 0                  | 0                |
| TOTAL PERSONS                 | 0                  | 0                | 0                | 0                  | 0                |
| TOTAL PAYMENTS                | \$0                | \$0              | \$0              | \$0                | \$0              |
| REINVESTIGATIONS              | 0                  | 0                | 0                | 0                  | 0                |
| CASES CLOSED                  | 0                  | 0                | 0                | 0                  | 0                |
| *** SSI ONLY                  |                    |                  |                  |                    |                  |
| RECIPIENTS                    | 6                  | 2                | 6                | 2                  | 4                |
| *** SSI-SP                    |                    |                  |                  |                    |                  |
| RECIPIENTS                    | 1                  | 2                | 5                | 3                  | 3                |
| TOTAL PAYMENTS                | \$5                | \$84             | \$226            | \$76               | \$110            |
| *** SP ONLY                   |                    |                  |                  |                    |                  |
| RECIPIENTS                    | 0                  | 1                | 1                | 0                  | 1                |
| TOTAL PAYMENTS                | \$0                | \$55             | \$32             | \$0                | \$98             |
| *** OMB                       |                    |                  |                  |                    |                  |
| APPLICATIONS RECEIVED         | 15                 | 1                | 8                | 2                  | 9                |
| APPLICATIONS APPROVED         | 7                  | 1                | 5                | 3                  | 3                |
| APPLICATIONS REJECTED         | 6                  | 0                | 4                | 1                  | 3                |
| APPLICATIONS PENDING          | 5                  | 0                | 6                | 1                  | 9                |
| TOTAL PERSONS                 | 85                 | 19               | 71               | 38                 | 64               |
| REINVESTIGATIONS              | 4                  | 0                | 4                | 0                  | 0                |
| CASES CLOSED                  | 17                 | 9                | 12               | 8                  | 13               |
| *** SLMB                      |                    |                  |                  |                    |                  |
| APPLICATIONS RECEIVED         | 11                 | 1                | 7                | 1                  | 3                |
| APPLICATIONS APPROVED         | 3                  | 0                | 2                | 2                  | 1                |
| APPLICATIONS REJECTED         | 8                  | 1                | 6                | 0                  | 3                |
| APPLICATIONS PENDING          | 3                  | 0                | 5                | 1                  | 4                |
| TOTAL PERSONS                 | 67                 | 4                | 48               | 18                 | 44               |
| REINVESTIGATIONS              | 4                  | 0                | 1                | 0                  | 0                |
| CASES CLOSED                  | 22                 | 1                | 2                | 1                  | 6                |
| *** VENDOR CASES              |                    |                  |                  |                    |                  |
| RECIPIENTS                    | 70                 | 71               | 111              | 101                | 128              |
| CASES CLOSED                  | 1                  | 5                | 3                | 5                  | 5                |



TABLE 2. DETAILED OPERATING STATISTICS BY AREA AND COUNTY FOR AUGUST 2000

|                                 | AREA 4<br>NEWTON | AREA 4<br>OZARK | AREA 4<br>PHELPS | AREA 4<br>POLK | AREA 4<br>PULASKI |
|---------------------------------|------------------|-----------------|------------------|----------------|-------------------|
| *** TEMPORARY ASSISTANCE        |                  |                 |                  |                |                   |
| APPLICATIONS RECEIVED           | 73               | 15              | 46               | 32             | 44                |
| APPLICATIONS APPROVED           | 39               | 11              | 33               | 32             | 37                |
| APPLICATIONS REJECTED           | 13               | 5               | 10               | 5              | 11                |
| APPLICATIONS PENDING            | 44               | 4               | 23               | 10             | 20                |
| FAMILIES RECEIVING CASH         | 293              | 59              | 248              | 136            | 219               |
| CHILDREN RECEIVING CASH         | 529              | 116             | 441              | 248            | 352               |
| TOTAL PERSONS                   | 748              | 150             | 613              | 336            | 494               |
| TOTAL PAYMENTS                  | \$71,881         | \$14,095        | \$64,863         | \$31,408       | \$49,339          |
| AVERAGE PER FAMILY              | \$245.33         | \$238.90        | \$261.54         | \$230.94       | \$225.29          |
| AVERAGE PER PERSON              | \$96.10          | \$93.97         | \$105.81         | \$93.48        | \$99.88           |
| TITLE XIX ONLY CASES            | 140              | 62              | 225              | 138            | 167               |
| TITLE XIX ONLY PERSONS          | 448              | 204             | 697              | 413            | 528               |
| TITLE XIX ONLY CHILDREN         | 262              | 115             | 400              | 237            | 311               |
| TITLE XIX TRANSITIONAL CASES    | 47               | 13              | 67               | 54             | 40                |
| TITLE XIX TRANSITIONAL PERSONS  | 110              | 30              | 121              | 164            | 84                |
| TITLE XIX TRANSITIONAL CHILDREN | 48               | 10              | 43               | 93             | 33                |
| EXTENDED TRANSITIONAL CASES     | 17               | 9               | 44               | 11             | 18                |
| EXTENDED TRANSITIONAL PERSONS   | 20               | 9               | 48               | 13             | 22                |
| REINVESTIGATIONS                | 51               | 12              | 47               | 28             | 28                |
| CASES CLOSED                    | 52               | 11              | 20               | 19             | 40                |
| *** TEMPORARY ASSISTANCE/UP     |                  |                 |                  |                |                   |
| FAMILIES RECEIVING              | 3                | 0               | 2                | 0              | 2                 |
| CHILDREN RECEIVING              | 6                | 0               | 4                | 0              | 5                 |
| TOTAL PERSONS                   | 10               | 0               | 8                | 0              | 8                 |
| TOTAL PAYMENTS                  | \$847            | \$0             | \$459            | \$0            | \$564             |
| AVERAGE PER FAMILY              | \$282.33         | \$0.00          | \$229.50         | \$0.00         | \$282.00          |
| AVERAGE PER PERSON              | \$84.70          | \$0.00          | \$57.38          | \$0.00         | \$70.50           |
| *** MC+                         |                  |                 |                  |                |                   |
| APPLICATIONS RECEIVED           | 130              | 29              | 102              | 68             | 102               |
| APPLICATIONS APPROVED           | 106              | 24              | 65               | 47             | 68                |
| APPLICATIONS REJECTED           | 30               | 5               | 23               | 22             | 34                |
| APPLICATIONS PENDING            | 44               | 8               | 54               | 29             | 43                |
| FAMILIES RECEIVING              | 1,483            | 427             | 1,304            | 935            | 1,139             |
| CUSTODIAL PARENTS RECEIVING     | 722              | 246             | 567              | 447            | 570               |
| CHILDREN RECEIVING              | 2,837            | 814             | 2,371            | 1,800          | 2,035             |
| REINVESTIGATIONS                | 67               | 29              | 68               | 61             | 60                |
| CASES CLOSED                    | 82               | 19              | 51               | 44             | 43                |
| *** NON-CUSTODIAL PARENTS       |                  |                 |                  |                |                   |
| APPLICATIONS RECEIVED           | 0                | 0               | 4                | 0              | 0                 |
| APPLICATIONS APPROVED           | 0                | 0               | 4                | 0              | 1                 |
| APPLICATIONS REJECTED           | 0                | 0               | 0                | 0              | 0                 |
| APPLICATIONS PENDING            | 0                | 0               | 0                | 0              | 0                 |
| TOTAL PERSONS RECEIVING         | 21               | 4               | 22               | 6              | 13                |
| CURRENT SUPPORT                 | 1                | 0               | 2                | 1              | 2                 |
| PARENTS' FAIR SHARE             | 20               | 4               | 20               | 5              | 11                |
| REINVESTIGATIONS                | 0                | 0               | 0                | 0              | 0                 |
| CASES CLOSED                    | 1                | 0               | 1                | 0              | 4                 |
| *** GR-CASH                     |                  |                 |                  |                |                   |
| APPLICATIONS RECEIVED           | 22               | 9               | 17               | 6              | 20                |
| APPLICATIONS APPROVED           | 3                | 2               | 1                | 2              | 4                 |
| APPLICATIONS REJECTED           | 15               | 8               | 12               | 6              | 11                |
| APPLICATIONS PENDING            | 33               | 11              | 27               | 9              | 35                |
| CASES RECEIVING                 | 16               | 19              | 28               | 11             | 19                |
| PERSONS RECEIVING               | 16               | 19              | 28               | 11             | 19                |
| CASH PAYMENTS                   | \$1,280          | \$1,520         | \$2,160          | \$880          | \$1,520           |
| REINVESTIGATIONS                | 0                | 0               | 0                | 0              | 1                 |
| CASES CLOSED                    | 0                | 3               | 4                | 2              | 5                 |
| MA-GR RECIPIENTS                | 58               | 15              | 42               | 17             | 49                |
| MA-GR TOTAL PAYMENTS            | \$4,558          | \$1,200         | \$3,360          | \$1,360        | \$3,920           |
| *** MPW                         |                  |                 |                  |                |                   |
| APPLICATIONS RECEIVED           | 41               | 5               | 23               | 20             | 27                |
| APPLICATIONS APPROVED           | 38               | 8               | 13               | 15             | 15                |
| APPLICATIONS REJECTED           | 7                | 0               | 8                | 4              | 5                 |
| APPLICATIONS PENDING            | 12               | 0               | 10               | 6              | 6                 |
| CASES RECEIVING                 | 229              | 49              | 129              | 120            | 96                |
| EXTENDED WOMEN'S HEALTH         | 197              | 33              | 106              | 80             | 115               |
| CASES CLOSED                    | 3                | 1               | 4                | 5              | 7                 |
| *** NEWBORNS                    | 230              | 33              | 130              | 101            | 109               |
| *** AB SUPP                     |                  |                 |                  |                |                   |
| APPLICATIONS RECEIVED           | 0                | 1               | 0                | 0              | 3                 |
| APPLICATIONS APPROVED           | 0                | 0               | 0                | 0              | 0                 |
| APPLICATIONS REJECTED           | 3                | 1               | 1                | 0              | 1                 |
| APPLICATIONS PENDING            | 1                | 1               | 0                | 0              | 3                 |
| RECIPIENTS                      | 6                | 4               | 2                | 0              | 3                 |
| TOTAL PAYMENTS                  | \$1,945          | \$1,415         | \$697            | \$0            | \$1,075           |
| CASES CLOSED                    | 1                | 0               | 0                | 0              | 0                 |

TABLE 2. DETAILED OPERATING STATISTICS BY AREA AND COUNTY FOR AUGUST 2000

|                               | AREA 4<br>NEWTON | AREA 4<br>OZARK | AREA 4<br>PHELPS | AREA 4<br>POLK | AREA 4<br>PULASKI |
|-------------------------------|------------------|-----------------|------------------|----------------|-------------------|
| *** BP                        |                  |                 |                  |                |                   |
| APPLICATIONS RECEIVED         | 0                | 0               | 0                | 0              | 4                 |
| APPLICATIONS APPROVED         | 1                | 1               | 2                | 1              | 0                 |
| APPLICATIONS REJECTED         | 2                | 0               | 0                | 0              | 2                 |
| APPLICATIONS PENDING          | 1                | 0               | 0                | 0              | 3                 |
| RECIPIENTS                    | 22               | 7               | 25               | 10             | 10                |
| TOTAL PAYMENTS                | \$8,756          | \$2,786         | \$9,552          | \$3,980        | \$3,980           |
| CASES CLOSED                  | 3                | 0               | 0                | 0              | 0                 |
| *** NC                        |                  |                 |                  |                |                   |
| APPLICATIONS RECEIVED         | 3                | 0               | 2                | 1              | 1                 |
| APPLICATIONS APPROVED         | 0                | 0               | 1                | 0              | 0                 |
| APPLICATIONS REJECTED         | 0                | 0               | 0                | 0              | 0                 |
| APPLICATIONS PENDING          | 4                | 0               | 1                | 2              | 1                 |
| RECIPIENTS                    | 42               | 11              | 63               | 51             | 28                |
| RCF-II                        | 37               | 4               | 61               | 42             | 27                |
| SNF-ICF                       | 0                | 0               | 0                | 0              | 0                 |
| RCF-I                         | 5                | 7               | 2                | 9              | 1                 |
| PAYMENTS                      | \$11,580         | \$2,065         | \$16,793         | \$13,198       | \$7,567           |
| RCF-II                        | \$10,800         | \$1,168         | \$16,481         | \$11,794       | \$7,411           |
| SNF/ICF                       | \$0              | \$0             | \$0              | \$0            | \$0               |
| RCF-I                         | \$780            | \$897           | \$312            | \$1,404        | \$156             |
| REINVESTIGATIONS              | 3                | 0               | 0                | 2              | 3                 |
| CASES CLOSED                  | 3                | 0               | 0                | 1              | 0                 |
| *** MA                        |                  |                 |                  |                |                   |
| APPLICATIONS RECEIVED         | 212              | 61              | 140              | 94             | 87                |
| APPLICATIONS APPROVED         | 144              | 43              | 121              | 76             | 66                |
| APPLICATIONS REJECTED         | 52               | 14              | 24               | 13             | 23                |
| APPLICATIONS PENDING          | 155              | 47              | 123              | 68             | 106               |
| RECIPIENTS                    | 1,204            | 531             | 1,280            | 773            | 875               |
| CASES CLOSED                  | 33               | 13              | 16               | 14             | 18                |
| *** MA-K                      |                  |                 |                  |                |                   |
| APPLICATIONS RECEIVED         | 0                | 0               | 6                | 0              | 0                 |
| APPLICATIONS APPROVED-DMH     | 0                | 0               | 0                | 0              | 0                 |
| APPLICATIONS APPROVED-DYS/JCT | 0                | 0               | 3                | 0              | 0                 |
| APPLICATIONS REJECTED         | 0                | 0               | 0                | 0              | 0                 |
| APPLICATIONS PENDING          | 0                | 0               | 4                | 0              | 0                 |
| RECIPIENTS - DMH              | 0                | 0               | 1                | 0              | 0                 |
| RECIPIENTS - DYS/JCT          | 0                | 1               | 51               | 6              | 3                 |
| CASES CLOSED - DMH            | 0                | 0               | 0                | 0              | 0                 |
| CASES CLOSED - DYS/JCT        | 0                | 0               | 7                | 3              | 1                 |
| *** REFUGEE                   |                  |                 |                  |                |                   |
| APPLICATIONS RECEIVED         | 0                | 0               | 0                | 0              | 0                 |
| APPLICATIONS APPROVED         | 0                | 0               | 0                | 0              | 0                 |
| APPLICATIONS REJECTED         | 0                | 0               | 0                | 0              | 0                 |
| APPLICATIONS PENDING          | 0                | 0               | 0                | 0              | 0                 |
| CASES RECEIVING               | 0                | 0               | 0                | 0              | 0                 |
| TOTAL PERSONS                 | 0                | 0               | 0                | 0              | 0                 |
| TOTAL PAYMENTS                | \$0              | \$0             | \$0              | \$0            | \$0               |
| REINVESTIGATIONS              | 0                | 0               | 0                | 0              | 0                 |
| CASES CLOSED                  | 0                | 0               | 0                | 0              | 0                 |
| *** SSI ONLY                  |                  |                 |                  |                |                   |
| RECIPIENTS                    | 5                | 5               | 15               | 5              | 5                 |
| *** SSI-SP                    |                  |                 |                  |                |                   |
| RECIPIENTS                    | 3                | 6               | 10               | 10             | 2                 |
| TOTAL PAYMENTS                | \$407            | \$551           | \$1,264          | \$686          | \$116             |
| *** SP ONLY                   |                  |                 |                  |                |                   |
| RECIPIENTS                    | 1                | 0               | 4                | 1              | 2                 |
| TOTAL PAYMENTS                | \$383            | \$0             | \$598            | \$182          | \$443             |
| *** OMB                       |                  |                 |                  |                |                   |
| APPLICATIONS RECEIVED         | 16               | 7               | 13               | 3              | 10                |
| APPLICATIONS APPROVED         | 13               | 3               | 8                | 3              | 7                 |
| APPLICATIONS REJECTED         | 4                | 1               | 11               | 0              | 3                 |
| APPLICATIONS PENDING          | 2                | 4               | 4                | 0              | 3                 |
| TOTAL PERSONS                 | 171              | 53              | 105              | 90             | 62                |
| REINVESTIGATIONS              | 1                | 3               | 2                | 1              | 4                 |
| CASES CLOSED                  | 36               | 13              | 22               | 26             | 14                |
| *** SLMB                      |                  |                 |                  |                |                   |
| APPLICATIONS RECEIVED         | 7                | 4               | 5                | 0              | 2                 |
| APPLICATIONS APPROVED         | 5                | 1               | 8                | 1              | 1                 |
| APPLICATIONS REJECTED         | 1                | 1               | 3                | 0              | 2                 |
| APPLICATIONS PENDING          | 2                | 4               | 2                | 0              | 0                 |
| TOTAL PERSONS                 | 96               | 59              | 65               | 59             | 33                |
| REINVESTIGATIONS              | 1                | 4               | 2                | 1              | 0                 |
| CASES CLOSED                  | 18               | 7               | 12               | 8              | 2                 |
| *** VENDOR CASES              |                  |                 |                  |                |                   |
| RECIPIENTS                    | 350              | 64              | 208              | 193            | 150               |
| CASES CLOSED                  | 16               | 0               | 5                | 5              | 6                 |

TABLE 2. DETAILED OPERATING STATISTICS BY AREA AND COUNTY FOR AUGUST 2000

|                                 | AREA 4<br>ST CLAIR | AREA 4<br>STONE | AREA 4<br>TANEY | AREA 4<br>TEXAS | AREA 4<br>VERNON |
|---------------------------------|--------------------|-----------------|-----------------|-----------------|------------------|
| *** TEMPORARY ASSISTANCE        |                    |                 |                 |                 |                  |
| APPLICATIONS RECEIVED           | 18                 | 25              | 53              | 35              | 19               |
| APPLICATIONS APPROVED           | 10                 | 15              | 26              | 23              | 18               |
| APPLICATIONS REJECTED           | 4                  | 8               | 36              | 8               | 3                |
| APPLICATIONS PENDING            | 7                  | 12              | 20              | 11              | 2                |
| FAMILIES RECEIVING CASH         | 83                 | 146             | 130             | 214             | 157              |
| CHILDREN RECEIVING CASH         | 148                | 244             | 231             | 387             | 285              |
| TOTAL PERSONS                   | 200                | 322             | 311             | 526             | 388              |
| TOTAL PAYMENTS                  | \$19,038           | \$32,643        | \$30,336        | \$50,644        | \$37,492         |
| AVERAGE PER FAMILY              | \$229.37           | \$223.58        | \$233.35        | \$236.65        | \$238.80         |
| AVERAGE PER PERSON              | \$95.19            | \$101.38        | \$97.54         | \$96.28         | \$96.63          |
| TITLE XIX ONLY CASES            | 36                 | 131             | 130             | 110             | 84               |
| TITLE XIX ONLY PERSONS          | 129                | 423             | 418             | 397             | 295              |
| TITLE XIX ONLY CHILDREN         | 77                 | 247             | 257             | 227             | 158              |
| TITLE XIX TRANSITIONAL CASES    | 16                 | 34              | 39              | 36              | 24               |
| TITLE XIX TRANSITIONAL PERSONS  | 29                 | 66              | 65              | 73              | 53               |
| TITLE XIX TRANSITIONAL CHILDREN | 10                 | 27              | 23              | 28              | 25               |
| EXTENDED TRANSITIONAL CASES     | 8                  | 13              | 22              | 22              | 15               |
| EXTENDED TRANSITIONAL PERSONS   | 11                 | 17              | 24              | 25              | 16               |
| REINVESTIGATIONS                | 16                 | 10              | 11              | 42              | 15               |
| CASES CLOSED                    | 15                 | 25              | 23              | 27              | 27               |
| *** TEMPORARY ASSISTANCE/UP     |                    |                 |                 |                 |                  |
| FAMILIES RECEIVING              | 0                  | 0               | 2               | 6               | 6                |
| CHILDREN RECEIVING              | 0                  | 0               | 4               | 12              | 11               |
| TOTAL PERSONS                   | 0                  | 0               | 6               | 20              | 14               |
| TOTAL PAYMENTS                  | \$0                | \$0             | \$457           | \$1,826         | \$1,408          |
| AVERAGE PER FAMILY              | \$0.00             | \$0.00          | \$228.50        | \$304.33        | \$234.67         |
| AVERAGE PER PERSON              | \$0.00             | \$0.00          | \$76.17         | \$91.30         | \$100.57         |
| *** MC+                         |                    |                 |                 |                 |                  |
| APPLICATIONS RECEIVED           | 36                 | 76              | 132             | 68              | 187              |
| APPLICATIONS APPROVED           | 24                 | 48              | 64              | 49              | 160              |
| APPLICATIONS REJECTED           | 7                  | 18              | 54              | 14              | 25               |
| APPLICATIONS PENDING            | 14                 | 34              | 61              | 17              | 20               |
| FAMILIES RECEIVING              | 326                | 1,042           | 1,608           | 1,042           | 972              |
| CUSTODIAL PARENTS RECEIVING     | 129                | 486             | 668             | 462             | 266              |
| CHILDREN RECEIVING              | 576                | 1,917           | 2,872           | 1,953           | 1,666            |
| REINVESTIGATIONS                | 14                 | 20              | 2               | 65              | 31               |
| CASES CLOSED                    | 13                 | 28              | 72              | 46              | 76               |
| *** NON-CUSTODIAL PARENTS       |                    |                 |                 |                 |                  |
| APPLICATIONS RECEIVED           | 0                  | 0               | 1               | 2               | 0                |
| APPLICATIONS APPROVED           | 0                  | 0               | 0               | 2               | 0                |
| APPLICATIONS REJECTED           | 0                  | 1               | 1               | 0               | 0                |
| APPLICATIONS PENDING            | 0                  | 0               | 0               | 0               | 0                |
| TOTAL PERSONS RECEIVING         | 0                  | 6               | 16              | 10              | 4                |
| CURRENT SUPPORT                 | 0                  | 1               | 1               | 0               | 0                |
| PARENTS' FAIR SHARE             | 0                  | 5               | 15              | 10              | 4                |
| REINVESTIGATIONS                | 0                  | 0               | 0               | 0               | 0                |
| CASES CLOSED                    | 0                  | 0               | 0               | 0               | 0                |
| *** GR-CASH                     |                    |                 |                 |                 |                  |
| APPLICATIONS RECEIVED           | 7                  | 9               | 29              | 11              | 5                |
| APPLICATIONS APPROVED           | 2                  | 1               | 1               | 2               | 1                |
| APPLICATIONS REJECTED           | 4                  | 6               | 14              | 16              | 8                |
| APPLICATIONS PENDING            | 9                  | 15              | 28              | 7               | 8                |
| CASES RECEIVING                 | 9                  | 16              | 12              | 13              | 10               |
| PERSONS RECEIVING               | 9                  | 16              | 12              | 13              | 10               |
| CASH PAYMENTS                   | \$720              | \$1,280         | \$912           | \$966           | \$800            |
| REINVESTIGATIONS                | 0                  | 0               | 0               | 0               | 0                |
| CASES CLOSED                    | 0                  | 0               | 1               | 2               | 1                |
| HA-GR RECIPIENTS                | 15                 | 30              | 38              | 31              | 30               |
| HA-GR TOTAL PAYMENTS            | \$1,200            | \$2,343         | \$3,040         | \$2,480         | \$2,400          |
| *** HPW                         |                    |                 |                 |                 |                  |
| APPLICATIONS RECEIVED           | 4                  | 25              | 50              | 16              | 17               |
| APPLICATIONS APPROVED           | 3                  | 20              | 20              | 15              | 13               |
| APPLICATIONS REJECTED           | 0                  | 4               | 30              | 3               | 1                |
| APPLICATIONS PENDING            | 1                  | 6               | 25              | 0               | 4                |
| CASES RECEIVING                 | 37                 | 134             | 229             | 107             | 100              |
| EXTENDED WOMEN'S HEALTH         | 28                 | 122             | 238             | 86              | 74               |
| CASES CLOSED                    | 1                  | 0               | 6               | 2               | 1                |
| *** NEWBORNS                    | 43                 | 137             | 255             | 104             | 105              |
| *** AB SUPP                     |                    |                 |                 |                 |                  |
| APPLICATIONS RECEIVED           | 1                  | 1               | 2               | 2               | 0                |
| APPLICATIONS APPROVED           | 0                  | 0               | 0               | 0               | 0                |
| APPLICATIONS REJECTED           | 1                  | 0               | 1               | 3               | 0                |
| APPLICATIONS PENDING            | 0                  | 1               | 3               | 1               | 0                |
| RECIPIENTS                      | 0                  | 1               | 4               | 2               | 0                |
| TOTAL PAYMENTS                  | \$0                | \$312           | \$1,228         | \$770           | \$0              |
| CASES CLOSED                    | 0                  | 0               | 2               | 0               | 0                |

TABLE 2. DETAILED OPERATING STATISTICS BY AREA AND COUNTY FOR AUGUST 2000

|                               | AREA 4<br>ST CLAIR | AREA 4<br>STONE | AREA 4<br>TANEY | AREA 4<br>TEXAS | AREA 4<br>VERNON |
|-------------------------------|--------------------|-----------------|-----------------|-----------------|------------------|
| *** BP                        |                    |                 |                 |                 |                  |
| APPLICATIONS RECEIVED         | 1                  | 1               | 2               | 1               | 0                |
| APPLICATIONS APPROVED         | 0                  | 0               | 0               | 0               | 0                |
| APPLICATIONS REJECTED         | 1                  | 0               | 1               | 2               | 0                |
| APPLICATIONS PENDING          | 0                  | 1               | 3               | 1               | 0                |
| RECIPIENTS                    | 4                  | 10              | 17              | 9               | 8                |
| TOTAL PAYMENTS                | \$1,592            | \$3,980         | \$6,766         | \$3,582         | \$3,184          |
| CASES CLOSED                  | 0                  | 0               | 0               | 0               | 0                |
| *** NC                        |                    |                 |                 |                 |                  |
| APPLICATIONS RECEIVED         | 0                  | 0               | 4               | 2               | 2                |
| APPLICATIONS APPROVED         | 0                  | 0               | 0               | 3               | 4                |
| APPLICATIONS REJECTED         | 0                  | 0               | 1               | 0               | 0                |
| APPLICATIONS PENDING          | 0                  | 1               | 4               | 0               | 1                |
| RECIPIENTS                    | 2                  | 30              | 51              | 42              | 35               |
| RCF-II                        | 2                  | 13              | 33              | 32              | 21               |
| SNF-ICF                       | 0                  | 0               | 2               | 1               | 0                |
| RCF-I                         | 0                  | 17              | 16              | 9               | 14               |
| PAYMENTS                      | \$517              | \$6,072         | \$12,157        | \$9,863         | \$7,990          |
| RCF-II                        | \$517              | \$3,573         | \$9,092         | \$8,396         | \$5,806          |
| SNF/ICF                       | \$0                | \$0             | \$780           | \$79            | \$0              |
| RCF-I                         | \$0                | \$2,499         | \$2,285         | \$1,388         | \$2,184          |
| REINVESTIGATIONS              | 0                  | 0               | 0               | 1               | 6                |
| CASES CLOSED                  | 0                  | 0               | 0               | 1               | 4                |
| *** MA                        |                    |                 |                 |                 |                  |
| APPLICATIONS RECEIVED         | 51                 | 70              | 155             | 149             | 60               |
| APPLICATIONS APPROVED         | 35                 | 59              | 103             | 111             | 56               |
| APPLICATIONS REJECTED         | 12                 | 20              | 47              | 35              | 25               |
| APPLICATIONS PENDING          | 50                 | 86              | 127             | 82              | 56               |
| RECIPIENTS                    | 390                | 720             | 936             | 1,076           | 770              |
| CASES CLOSED                  | 8                  | 5               | 19              | 18              | 30               |
| *** MA-K                      |                    |                 |                 |                 |                  |
| APPLICATIONS RECEIVED         | 0                  | 0               | 2               | 3               | 4                |
| APPLICATIONS APPROVED-DMH     | 0                  | 0               | 0               | 0               | 0                |
| APPLICATIONS APPROVED-DYS/JCT | 0                  | 0               | 1               | 5               | 1                |
| APPLICATIONS REJECTED         | 0                  | 0               | 0               | 0               | 2                |
| APPLICATIONS PENDING          | 0                  | 0               | 2               | 0               | 2                |
| RECIPIENTS - DMH              | 0                  | 0               | 0               | 0               | 0                |
| RECIPIENTS - DYS/JCT          | 0                  | 0               | 8               | 24              | 17               |
| CASES CLOSED - DMH            | 0                  | 0               | 0               | 0               | 0                |
| CASES CLOSED - DYS/JCT        | 0                  | 0               | 1               | 2               | 4                |
| *** REFUGEE                   |                    |                 |                 |                 |                  |
| APPLICATIONS RECEIVED         | 0                  | 0               | 0               | 0               | 0                |
| APPLICATIONS APPROVED         | 0                  | 0               | 0               | 0               | 0                |
| APPLICATIONS REJECTED         | 0                  | 0               | 0               | 0               | 0                |
| APPLICATIONS PENDING          | 0                  | 0               | 0               | 0               | 0                |
| CASES RECEIVING               | 0                  | 0               | 0               | 0               | 0                |
| TOTAL PERSONS                 | 0                  | 0               | 0               | 0               | 0                |
| TOTAL PAYMENTS                | \$0                | \$0             | \$0             | \$0             | \$0              |
| REINVESTIGATIONS              | 0                  | 0               | 0               | 0               | 0                |
| CASES CLOSED                  | 0                  | 0               | 0               | 0               | 0                |
| *** SSI ONLY                  |                    |                 |                 |                 |                  |
| RECIPIENTS                    | 7                  | 2               | 10              | 8               | 4                |
| *** SSI-SP                    |                    |                 |                 |                 |                  |
| RECIPIENTS                    | 1                  | 1               | 2               | 2               | 0                |
| TOTAL PAYMENTS                | \$19               | \$51            | \$46            | \$32            | \$0              |
| *** SP ONLY                   |                    |                 |                 |                 |                  |
| RECIPIENTS                    | 0                  | 0               | 2               | 0               | 4                |
| TOTAL PAYMENTS                | \$0                | \$0             | \$45            | \$0             | \$176            |
| *** OMB                       |                    |                 |                 |                 |                  |
| APPLICATIONS RECEIVED         | 6                  | 7               | 13              | 12              | 5                |
| APPLICATIONS APPROVED         | 3                  | 4               | 11              | 10              | 2                |
| APPLICATIONS REJECTED         | 2                  | 1               | 3               | 3               | 5                |
| APPLICATIONS PENDING          | 3                  | 8               | 5               | 5               | 0                |
| TOTAL PERSONS                 | 35                 | 71              | 85              | 118             | 74               |
| REINVESTIGATIONS              | 1                  | 0               | 0               | 3               | 1                |
| CASES CLOSED                  | 3                  | 7               | 13              | 26              | 12               |
| *** SLMB                      |                    |                 |                 |                 |                  |
| APPLICATIONS RECEIVED         | 6                  | 1               | 3               | 8               | 4                |
| APPLICATIONS APPROVED         | 1                  | 0               | 1               | 2               | 4                |
| APPLICATIONS REJECTED         | 4                  | 2               | 6               | 6               | 1                |
| APPLICATIONS PENDING          | 3                  | 4               | 1               | 4               | 0                |
| TOTAL PERSONS                 | 36                 | 50              | 85              | 71              | 38               |
| REINVESTIGATIONS              | 1                  | 1               | 0               | 1               | 3                |
| CASES CLOSED                  | 5                  | 2               | 9               | 12              | 4                |
| *** VENDOR CASES              |                    |                 |                 |                 |                  |
| RECIPIENTS                    | 73                 | 124             | 176             | 166             | 325              |
| CASES CLOSED                  | 2                  | 6               | 8               | 5               | 7                |

TABLE 2. DETAILED OPERATING STATISTICS BY AREA AND COUNTY FOR AUGUST 2000

|                                 | AREA 4<br>WEBSTER | AREA 4<br>WRIGHT | AREA 5<br>JACKSON | AREA 6<br>ST LOUIS CITY | AREA 7<br>ST LOUIS COUNTY |
|---------------------------------|-------------------|------------------|-------------------|-------------------------|---------------------------|
| *** TEMPORARY ASSISTANCE        |                   |                  |                   |                         |                           |
| APPLICATIONS RECEIVED           | 45                | 40               | 904               | 682                     | 640                       |
| APPLICATIONS APPROVED           | 21                | 29               | 636               | 519                     | 407                       |
| APPLICATIONS REJECTED           | 8                 | 4                | 209               | 127                     | 212                       |
| APPLICATIONS PENDING            | 23                | 6                | 595               | 424                     | 334                       |
| FAMILIES RECEIVING CASH         | 98                | 189              | 8,417             | 12,654                  | 7,491                     |
| CHILDREN RECEIVING CASH         | 183               | 321              | 16,471            | 27,090                  | 14,055                    |
| TOTAL PERSONS                   | 245               | 440              | 22,036            | 36,873                  | 19,301                    |
| TOTAL PAYMENTS                  | \$23,721          | \$44,535         | \$2,073,610       | \$3,163,565             | \$1,826,003               |
| AVERAGE PER FAMILY              | \$242.05          | \$235.63         | \$246.36          | \$250.01                | \$243.76                  |
| AVERAGE PER PERSON              | \$96.82           | \$101.22         | \$94.10           | \$85.80                 | \$94.61                   |
| TITLE XIX ONLY CASES            | 138               | 108              | 2,376             | 1,774                   | 2,069                     |
| TITLE XIX ONLY PERSONS          | 435               | 357              | 8,069             | 6,936                   | 6,986                     |
| TITLE XIX ONLY CHILDREN         | 275               | 196              | 4,806             | 4,650                   | 4,219                     |
| TITLE XIX TRANSITIONAL CASES    | 35                | 50               | 873               | 740                     | 995                       |
| TITLE XIX TRANSITIONAL PERSONS  | 96                | 109              | 1,690             | 1,424                   | 1,652                     |
| TITLE XIX TRANSITIONAL CHILDREN | 50                | 43               | 791               | 621                     | 616                       |
| EXTENDED TRANSITIONAL CASES     | 6                 | 10               | 298               | 254                     | 409                       |
| EXTENDED TRANSITIONAL PERSONS   | 11                | 12               | 309               | 257                     | 414                       |
| REINVESTIGATIONS                | 17                | 41               | 635               | 1,100                   | 916                       |
| CASES CLOSED                    | 24                | 34               | 603               | 491                     | 450                       |
| *** TEMPORARY ASSISTANCE/UP     |                   |                  |                   |                         |                           |
| FAMILIES RECEIVING              | 1                 | 0                | 23                | 153                     | 59                        |
| CHILDREN RECEIVING              | 4                 | 0                | 81                | 381                     | 144                       |
| TOTAL PERSONS                   | 6                 | 0                | 125               | 674                     | 260                       |
| TOTAL PAYMENTS                  | \$431             | \$0              | \$8,250           | \$46,816                | \$19,741                  |
| AVERAGE PER FAMILY              | \$431.00          | \$0.00           | \$358.70          | \$305.99                | \$334.59                  |
| AVERAGE PER PERSON              | \$71.83           | \$0.00           | \$66.00           | \$69.46                 | \$75.93                   |
| *** MC+                         |                   |                  |                   |                         |                           |
| APPLICATIONS RECEIVED           | 74                | 80               | 1,153             | 591                     | 718                       |
| APPLICATIONS APPROVED           | 46                | 55               | 744               | 402                     | 494                       |
| APPLICATIONS REJECTED           | 26                | 22               | 282               | 160                     | 148                       |
| APPLICATIONS PENDING            | 38                | 10               | 633               | 228                     | 278                       |
| FAMILIES RECEIVING              | 970               | 885              | 18,100            | 14,247                  | 16,450                    |
| CUSTODIAL PARENTS RECEIVING     | 377               | 390              | 4,961             | 4,715                   | 5,018                     |
| CHILDREN RECEIVING              | 1,903             | 1,661            | 34,864            | 28,518                  | 31,088                    |
| REINVESTIGATIONS                | 70                | 85               | 498               | 347                     | 336                       |
| CASES CLOSED                    | 32                | 41               | 655               | 383                     | 323                       |
| *** NON-CUSTODIAL PARENTS       |                   |                  |                   |                         |                           |
| APPLICATIONS RECEIVED           | 1                 | 0                | 19                | 4                       | 11                        |
| APPLICATIONS APPROVED           | 1                 | 0                | 18                | 3                       | 5                         |
| APPLICATIONS REJECTED           | 0                 | 0                | 0                 | 1                       | 4                         |
| APPLICATIONS PENDING            | 0                 | 0                | 2                 | 1                       | 2                         |
| TOTAL PERSONS RECEIVING         | 6                 | 8                | 131               | 61                      | 58                        |
| CURRENT SUPPORT                 | 0                 | 0                | 1                 | 0                       | 6                         |
| PARENTS' FAIR SHARE             | 6                 | 8                | 130               | 61                      | 52                        |
| REINVESTIGATIONS                | 0                 | 0                | 0                 | 0                       | 0                         |
| CASES CLOSED                    | 0                 | 1                | 20                | 4                       | 4                         |
| *** GR-CASH                     |                   |                  |                   |                         |                           |
| APPLICATIONS RECEIVED           | 12                | 14               | 252               | 254                     | 128                       |
| APPLICATIONS APPROVED           | 2                 | 4                | 21                | 34                      | 12                        |
| APPLICATIONS REJECTED           | 6                 | 14               | 173               | 214                     | 119                       |
| APPLICATIONS PENDING            | 19                | 15               | 506               | 418                     | 160                       |
| CASES RECEIVING                 | 16                | 26               | 310               | 663                     | 159                       |
| PERSONS RECEIVING               | 16                | 26               | 310               | 663                     | 159                       |
| CASH PAYMENTS                   | \$1,280           | \$2,080          | \$24,117          | \$52,272                | \$12,160                  |
| REINVESTIGATIONS                | 0                 | 2                | 3                 | 7                       | 3                         |
| CASES CLOSED                    | 4                 | 4                | 42                | 56                      | 11                        |
| MA-GR RECIPIENTS                | 31                | 32               | 589               | 646                     | 207                       |
| MA-GR TOTAL PAYMENTS            | \$2,480           | \$2,560          | \$46,828          | \$51,506                | \$16,514                  |
| *** MPW                         |                   |                  |                   |                         |                           |
| APPLICATIONS RECEIVED           | 19                | 22               | 466               | 224                     | 264                       |
| APPLICATIONS APPROVED           | 20                | 15               | 254               | 167                     | 189                       |
| APPLICATIONS REJECTED           | 1                 | 2                | 177               | 48                      | 75                        |
| APPLICATIONS PENDING            | 8                 | 4                | 206               | 72                      | 76                        |
| CASES RECEIVING                 | 146               | 98               | 1,781             | 1,043                   | 1,350                     |
| EXTENDED WOMEN'S HEALTH         | 111               | 101              | 2,007             | 1,013                   | 1,603                     |
| CASES CLOSED                    | 5                 | 3                | 70                | 71                      | 52                        |
| *** NEWBORNS                    | 152               | 92               | 2,058             | 814                     | 1,400                     |
| *** AB SUPP                     |                   |                  |                   |                         |                           |
| APPLICATIONS RECEIVED           | 1                 | 1                | 21                | 13                      | 17                        |
| APPLICATIONS APPROVED           | 0                 | 0                | 3                 | 0                       | 5                         |
| APPLICATIONS REJECTED           | 0                 | 2                | 22                | 10                      | 22                        |
| APPLICATIONS PENDING            | 1                 | 0                | 37                | 24                      | 9                         |
| RECIPIENTS                      | 2                 | 10               | 106               | 106                     | 118                       |
| TOTAL PAYMENTS                  | \$393             | \$3,394          | \$33,555          | \$34,356                | \$41,764                  |
| CASES CLOSED                    | 0                 | 0                | 0                 | 1                       | 0                         |

TABLE 2. DETAILED OPERATING STATISTICS BY AREA AND COUNTY FOR AUGUST 2000

|                               | AREA 4<br>WEBSTER | AREA 4<br>WRIGHT | AREA 5<br>JACKSON | AREA 6<br>ST LOUIS CITY | AREA 7<br>ST LOUIS COUNTY |
|-------------------------------|-------------------|------------------|-------------------|-------------------------|---------------------------|
| *** BP                        |                   |                  |                   |                         |                           |
| APPLICATIONS RECEIVED         | 1                 | 1                | 24                | 14                      | 18                        |
| APPLICATIONS APPROVED         | 0                 | 0                | 10                | 4                       | 11                        |
| APPLICATIONS REJECTED         | 0                 | 2                | 23                | 6                       | 17                        |
| APPLICATIONS PENDING          | 1                 | 0                | 41                | 28                      | 17                        |
| RECIPIENTS                    | 11                | 5                | 393               | 304                     | 379                       |
| TOTAL PAYMENTS                | \$4,364           | \$1,990          | \$155,580         | \$120,992               | \$150,835                 |
| CASES CLOSED                  | 0                 | 0                | 3                 | 2                       | 5                         |
| *** NC                        |                   |                  |                   |                         |                           |
| APPLICATIONS RECEIVED         | 6                 | 1                | 24                | 47                      | 16                        |
| APPLICATIONS APPROVED         | 1                 | 1                | 13                | 23                      | 18                        |
| APPLICATIONS REJECTED         | 1                 | 1                | 7                 | 9                       | 6                         |
| APPLICATIONS PENDING          | 7                 | 0                | 38                | 36                      | 16                        |
| RECIPIENTS                    | 32                | 16               | 895               | 765                     | 561                       |
| RCF-II                        | 24                | 15               | 542               | 547                     | 405                       |
| SNF-ICF                       | 5                 | 0                | 137               | 19                      | 58                        |
| RCF-I                         | 3                 | 1                | 216               | 199                     | 98                        |
| PAYMENTS                      | \$8,828           | \$4,242          | \$235,689         | \$192,437               | \$148,184                 |
| RCF-II                        | \$6,560           | \$4,086          | \$149,906         | \$155,054               | \$111,851                 |
| SNF/ICF                       | \$1,879           | \$0              | \$52,791          | \$6,979                 | \$21,915                  |
| RCF-I                         | \$389             | \$156            | \$32,992          | \$30,404                | \$14,418                  |
| REINVESTIGATIONS              | 3                 | 1                | 36                | 38                      | 10                        |
| CASES CLOSED                  | 1                 | 4                | 35                | 17                      | 7                         |
| *** MA                        |                   |                  |                   |                         |                           |
| APPLICATIONS RECEIVED         | 91                | 120              | 1,519             | 1,193                   | 1,157                     |
| APPLICATIONS APPROVED         | 74                | 90               | 1,065             | 686                     | 722                       |
| APPLICATIONS REJECTED         | 15                | 25               | 431               | 476                     | 398                       |
| APPLICATIONS PENDING          | 92                | 59               | 1,848             | 1,510                   | 1,259                     |
| RECIPIENTS                    | 827               | 1,081            | 13,437            | 18,908                  | 12,357                    |
| CASES CLOSED                  | 21                | 29               | 214               | 253                     | 124                       |
| *** MA-K                      |                   |                  |                   |                         |                           |
| APPLICATIONS RECEIVED         | 1                 | 0                | 70                | 26                      | 50                        |
| APPLICATIONS APPROVED-DMH     | 0                 | 0                | 0                 | 0                       | 0                         |
| APPLICATIONS APPROVED-DYS/JCT | 0                 | 0                | 69                | 24                      | 40                        |
| APPLICATIONS REJECTED         | 1                 | 0                | 8                 | 2                       | 9                         |
| APPLICATIONS PENDING          | 0                 | 0                | 66                | 8                       | 13                        |
| RECIPIENTS - DMH              | 0                 | 0                | 1                 | 2                       | 2                         |
| RECIPIENTS - DYS/JCT          | 0                 | 0                | 346               | 55                      | 321                       |
| CASES CLOSED - DMH            | 0                 | 0                | 0                 | 0                       | 0                         |
| CASES CLOSED - DYS/JCT        | 0                 | 0                | 46                | 25                      | 78                        |
| *** REFUGEE                   |                   |                  |                   |                         |                           |
| APPLICATIONS RECEIVED         | 0                 | 0                | 9                 | 31                      | 25                        |
| APPLICATIONS APPROVED         | 0                 | 0                | 8                 | 13                      | 20                        |
| APPLICATIONS REJECTED         | 0                 | 0                | 0                 | 0                       | 0                         |
| APPLICATIONS PENDING          | 0                 | 0                | 1                 | 46                      | 10                        |
| CASES RECEIVING               | 0                 | 0                | 84                | 122                     | 79                        |
| TOTAL PERSONS                 | 0                 | 0                | 199               | 216                     | 197                       |
| TOTAL PAYMENTS                | \$0               | \$0              | \$1,042           | \$5,214                 | \$2,198                   |
| REINVESTIGATIONS              | 0                 | 0                | 1                 | 0                       | 0                         |
| CASES CLOSED                  | 0                 | 0                | 7                 | 18                      | 11                        |
| *** SSI ONLY                  |                   |                  |                   |                         |                           |
| RECIPIENTS                    | 7                 | 19               | 86                | 322                     | 143                       |
| *** SSI-SP                    |                   |                  |                   |                         |                           |
| RECIPIENTS                    | 8                 | 6                | 47                | 109                     | 40                        |
| TOTAL PAYMENTS                | \$139             | \$580            | \$2,344           | \$5,561                 | \$1,955                   |
| *** SP ONLY                   |                   |                  |                   |                         |                           |
| RECIPIENTS                    | 0                 | 0                | 25                | 35                      | 18                        |
| TOTAL PAYMENTS                | \$0               | \$0              | \$3,496           | \$2,012                 | \$1,318                   |
| *** QMB                       |                   |                  |                   |                         |                           |
| APPLICATIONS RECEIVED         | 4                 | 8                | 82                | 40                      | 71                        |
| APPLICATIONS APPROVED         | 10                | 9                | 48                | 28                      | 42                        |
| APPLICATIONS REJECTED         | 1                 | 2                | 37                | 16                      | 30                        |
| APPLICATIONS PENDING          | 3                 | 1                | 64                | 33                      | 45                        |
| TOTAL PERSONS                 | 67                | 101              | 1,261             | 1,038                   | 1,046                     |
| REINVESTIGATIONS              | 2                 | 1                | 7                 | 17                      | 5                         |
| CASES CLOSED                  | 10                | 23               | 136               | 70                      | 76                        |
| *** SLMB                      |                   |                  |                   |                         |                           |
| APPLICATIONS RECEIVED         | 0                 | 5                | 40                | 14                      | 35                        |
| APPLICATIONS APPROVED         | 1                 | 2                | 17                | 7                       | 8                         |
| APPLICATIONS REJECTED         | 3                 | 7                | 28                | 7                       | 20                        |
| APPLICATIONS PENDING          | 0                 | 0                | 34                | 11                      | 27                        |
| TOTAL PERSONS                 | 46                | 56               | 722               | 366                     | 524                       |
| REINVESTIGATIONS              | 2                 | 7                | 4                 | 6                       | 2                         |
| CASES CLOSED                  | 7                 | 9                | 78                | 28                      | 17                        |
| *** VENDOR CASES              |                   |                  |                   |                         |                           |
| RECIPIENTS                    | 160               | 145              | 2,926             | 2,303                   | 4,536                     |
| CASES CLOSED                  | 6                 | 5                | 111               | 83                      | 156                       |

TABLE 3. DETAILED OPERATING STATISTICS BY AREA FOR AUGUST 2000

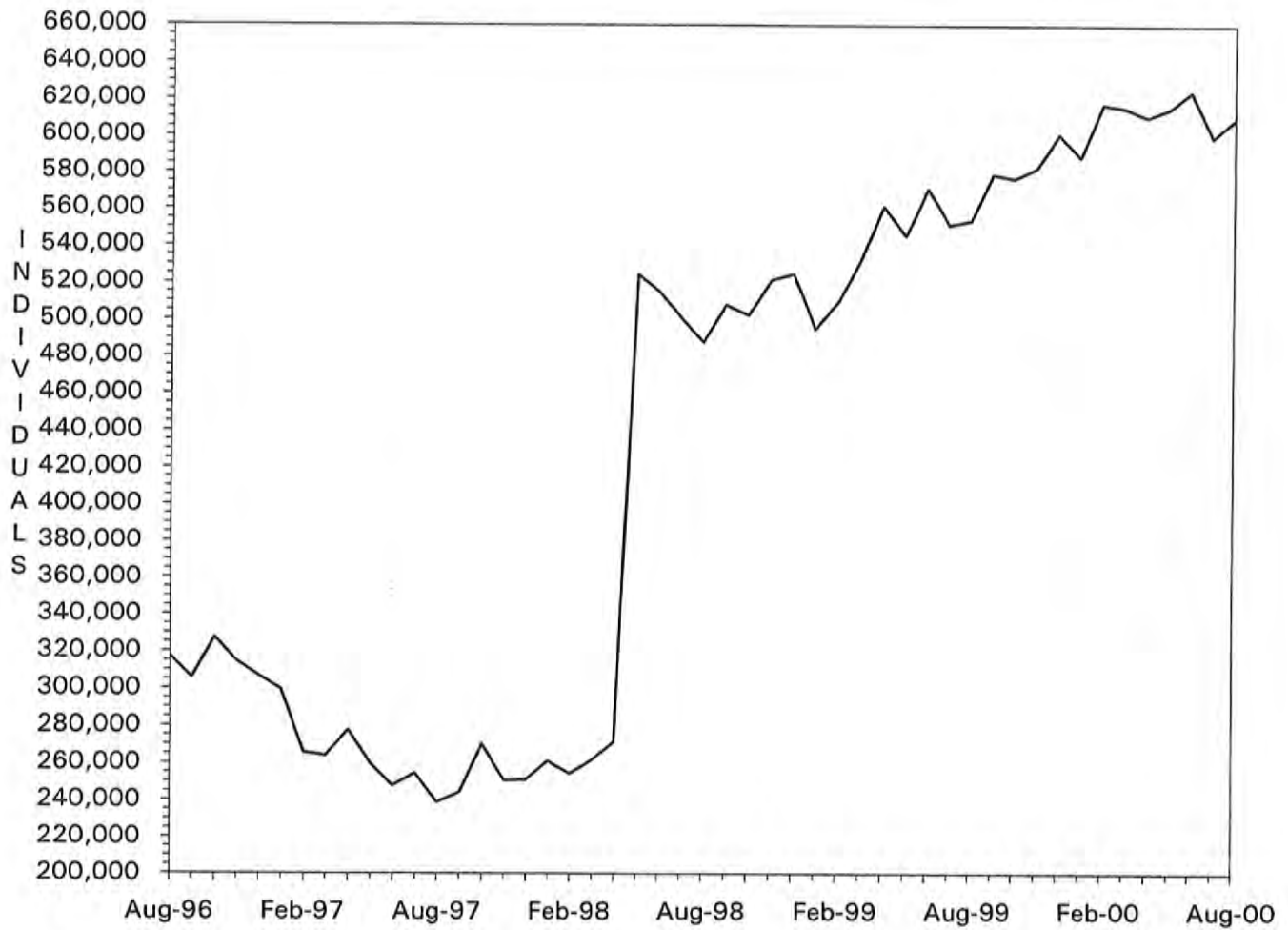
|                                 | AREA 1    | AREA 2      | AREA 3      | AREA 4      | AREA 5      | AREA 6      | AREA 7      |
|---------------------------------|-----------|-------------|-------------|-------------|-------------|-------------|-------------|
| *** TEMPORARY ASSISTANCE        |           |             |             |             |             |             |             |
| APPLICATIONS RECEIVED           | 707       | 826         | 1,076       | 1,426       | 904         | 682         | 640         |
| APPLICATIONS APPROVED           | 535       | 621         | 760         | 994         | 636         | 519         | 407         |
| APPLICATIONS REJECTED           | 219       | 237         | 297         | 371         | 209         | 127         | 212         |
| APPLICATIONS PENDING            | 303       | 354         | 511         | 588         | 595         | 424         | 334         |
| FAMILIES RECEIVING CASH         | 3,103     | 4,625       | 6,301       | 6,585       | 8,417       | 12,654      | 7,491       |
| CHILDREN RECEIVING CASH         | 5,362     | 8,329       | 11,320      | 11,621      | 16,471      | 27,090      | 14,055      |
| TOTAL PERSONS                   | 7,358     | 11,644      | 15,355      | 16,024      | 22,036      | 36,873      | 19,301      |
| TOTAL PAYMENTS                  | \$735,432 | \$1,139,988 | \$1,458,154 | \$1,555,222 | \$2,073,610 | \$3,163,565 | \$1,826,003 |
| AVERAGE PER FAMILY              | \$238.29  | \$248.91    | \$232.96    | \$236.30    | \$246.36    | \$250.01    | \$243.76    |
| AVERAGE PER PERSON              | \$100.91  | \$101.16    | \$96.95     | \$97.43     | \$94.10     | \$85.80     | \$94.61     |
| TITLE XIX ONLY CASES            | 1,989     | 3,214       | 2,998       | 4,516       | 2,376       | 1,774       | 2,069       |
| TITLE XIX ONLY PERSONS          | 6,124     | 9,852       | 10,078      | 14,239      | 8,069       | 6,936       | 6,986       |
| TITLE XIX ONLY CHILDREN         | 3,688     | 5,877       | 5,967       | 8,378       | 4,806       | 4,650       | 4,219       |
| TITLE XIX TRANSITIONAL CASES    | 789       | 1,108       | 1,214       | 1,372       | 873         | 740         | 995         |
| TITLE XIX TRANSITIONAL PERSONS  | 1,562     | 2,163       | 2,265       | 2,740       | 1,690       | 1,424       | 1,652       |
| TITLE XIX TRANSITIONAL CHILDREN | 651       | 876         | 809         | 1,083       | 791         | 621         | 616         |
| EXTENDED TRANSITIONAL CASES     | 300       | 424         | 579         | 566         | 298         | 254         | 409         |
| EXTENDED TRANSITIONAL PERSONS   | 326       | 458         | 670         | 640         | 309         | 257         | 414         |
| REINVESTIGATIONS                | 540       | 676         | 1,194       | 851         | 635         | 1,100       | 916         |
| CASES CLOSED                    | 472       | 526         | 773         | 936         | 603         | 491         | 450         |
| *** TEMPORARY ASSISTANCE/UP     |           |             |             |             |             |             |             |
| FAMILIES RECEIVING              | 43        | 51          | 59          | 78          | 23          | 153         | 59          |
| CHILDREN RECEIVING              | 101       | 128         | 133         | 173         | 81          | 381         | 144         |
| TOTAL PERSONS                   | 178       | 218         | 221         | 298         | 125         | 674         | 260         |
| TOTAL PAYMENTS                  | \$12,109  | \$15,107    | \$16,258    | \$22,118    | \$8,250     | \$46,816    | \$19,741    |
| AVERAGE PER FAMILY              | \$119.03  | \$214.26    | \$245.25    | \$186.52    | \$358.70    | \$305.99    | \$334.59    |
| AVERAGE PER PERSON              | \$28.41   | \$51.14     | \$60.11     | \$48.22     | \$66.00     | \$69.46     | \$75.93     |
| *** MC+                         |           |             |             |             |             |             |             |
| APPLICATIONS RECEIVED           | 1,416     | 1,487       | 1,864       | 2,867       | 1,153       | 591         | 718         |
| APPLICATIONS APPROVED           | 939       | 990         | 1,104       | 1,877       | 744         | 402         | 494         |
| APPLICATIONS REJECTED           | 385       | 438         | 561         | 735         | 282         | 160         | 148         |
| APPLICATIONS PENDING            | 607       | 550         | 795         | 1,181       | 633         | 228         | 278         |
| FAMILIES RECEIVING              | 17,629    | 21,623      | 22,552      | 35,994      | 18,100      | 14,247      | 16,450      |
| CUSTODIAL PARENTS RECEIVING     | 6,365     | 8,215       | 9,968       | 14,887      | 4,961       | 4,715       | 5,018       |
| CHILDREN RECEIVING              | 32,971    | 39,624      | 41,142      | 66,862      | 34,864      | 28,518      | 31,088      |
| REINVESTIGATIONS                | 925       | 663         | 1,537       | 1,535       | 498         | 347         | 336         |
| CASES CLOSED                    | 777       | 630         | 1,009       | 1,537       | 655         | 383         | 323         |
| *** NON-CUSTODIAL PARENTS       |           |             |             |             |             |             |             |
| APPLICATIONS RECEIVED           | 9         | 28          | 48          | 33          | 19          | 4           | 11          |
| APPLICATIONS APPROVED           | 9         | 27          | 45          | 29          | 18          | 3           | 5           |
| APPLICATIONS REJECTED           | 2         | 3           | 6           | 7           | 0           | 1           | 4           |
| APPLICATIONS PENDING            | 1         | 0           | 3           | 3           | 2           | 1           | 2           |
| TOTAL PERSONS RECEIVING         | 86        | 251         | 453         | 331         | 131         | 61          | 58          |
| CURRENT SUPPORT                 | 14        | 17          | 20          | 23          | 1           | 0           | 6           |
| PARENTS' FAIR SHARE             | 72        | 234         | 433         | 308         | 130         | 61          | 52          |
| REINVESTIGATIONS                | 0         | 0           | 17          | 0           | 0           | 0           | 0           |
| CASES CLOSED                    | 2         | 20          | 22          | 16          | 20          | 4           | 4           |
| *** GR-CASH                     |           |             |             |             |             |             |             |
| APPLICATIONS RECEIVED           | 164       | 258         | 430         | 510         | 252         | 254         | 128         |
| APPLICATIONS APPROVED           | 23        | 26          | 54          | 71          | 21          | 34          | 12          |
| APPLICATIONS REJECTED           | 150       | 193         | 323         | 366         | 173         | 214         | 119         |
| APPLICATIONS PENDING            | 274       | 352         | 456         | 705         | 506         | 418         | 160         |
| CASES RECEIVING                 | 216       | 225         | 418         | 573         | 310         | 663         | 159         |
| PERSONS RECEIVING               | 216       | 226         | 419         | 574         | 310         | 663         | 159         |
| CASH PAYMENTS                   | \$16,880  | \$17,840    | \$33,050    | \$45,268    | \$24,117    | \$52,272    | \$12,160    |
| REINVESTIGATIONS                | 3         | 8           | 21          | 9           | 3           | 7           | 3           |
| CASES CLOSED                    | 21        | 27          | 48          | 75          | 42          | 56          | 11          |
| HA-GR RECIPIENTS                | 495       | 329         | 501         | 1,309       | 589         | 646         | 207         |
| HA-GR TOTAL PAYMENTS            | \$39,209  | \$26,301    | \$39,933    | \$104,238   | \$46,828    | \$51,506    | \$16,514    |
| *** MPW                         |           |             |             |             |             |             |             |
| APPLICATIONS RECEIVED           | 503       | 451         | 402         | 874         | 466         | 224         | 264         |
| APPLICATIONS APPROVED           | 350       | 330         | 322         | 628         | 254         | 167         | 189         |
| APPLICATIONS REJECTED           | 154       | 114         | 88          | 219         | 177         | 48          | 75          |
| APPLICATIONS PENDING            | 135       | 128         | 106         | 269         | 206         | 72          | 76          |
| CASES RECEIVING                 | 2,418     | 2,643       | 2,457       | 4,569       | 1,781       | 1,043       | 1,350       |
| EXTENDED WOMEN'S HEALTH         | 2,082     | 2,409       | 1,761       | 4,203       | 2,007       | 1,013       | 1,603       |
| CASES CLOSED                    | 112       | 80          | 123         | 123         | 70          | 71          | 52          |
| *** NEWBORNS                    | 2,330     | 2,276       | 1,934       | 4,724       | 2,058       | 814         | 1,400       |
| *** AB SUPP                     |           |             |             |             |             |             |             |
| APPLICATIONS RECEIVED           | 16        | 19          | 25          | 27          | 21          | 13          | 17          |
| APPLICATIONS APPROVED           | 4         | 3           | 3           | 0           | 3           | 0           | 5           |
| APPLICATIONS REJECTED           | 27        | 14          | 22          | 30          | 22          | 10          | 22          |
| APPLICATIONS PENDING            | 25        | 27          | 25          | 36          | 37          | 24          | 9           |
| RECIPIENTS                      | 93        | 94          | 122         | 136         | 106         | 106         | 118         |
| TOTAL PAYMENTS                  | \$30,362  | \$29,340    | \$36,745    | \$42,806    | \$33,555    | \$34,356    | \$41,764    |
| CASES CLOSED                    | 6         | 1           | 2           | 3           | 0           | 1           | 0           |

TABLE 3. DETAILED OPERATING STATISTICS BY AREA FOR AUGUST 2000

|                               | AREA 1    | AREA 2    | AREA 3    | AREA 4    | AREA 5    | AREA 6    | AREA 7    |
|-------------------------------|-----------|-----------|-----------|-----------|-----------|-----------|-----------|
| *** BP                        |           |           |           |           |           |           |           |
| APPLICATIONS RECEIVED         | 17        | 20        | 26        | 28        | 24        | 14        | 18        |
| APPLICATIONS APPROVED         | 11        | 5         | 6         | 13        | 10        | 4         | 11        |
| APPLICATIONS REJECTED         | 21        | 14        | 21        | 19        | 23        | 6         | 17        |
| APPLICATIONS PENDING          | 28        | 31        | 33        | 46        | 41        | 28        | 17        |
| RECIPIENTS                    | 355       | 339       | 344       | 462       | 393       | 304       | 379       |
| TOTAL PAYMENTS                | \$141,276 | \$134,915 | \$136,898 | \$183,464 | \$155,580 | \$120,992 | \$150,835 |
| CASES CLOSED                  | 2         | 6         | 7         | 5         | 3         | 2         | 5         |
| *** NC                        |           |           |           |           |           |           |           |
| APPLICATIONS RECEIVED         | 45        | 59        | 61        | 96        | 24        | 47        | 16        |
| APPLICATIONS APPROVED         | 35        | 37        | 52        | 51        | 13        | 23        | 18        |
| APPLICATIONS REJECTED         | 16        | 11        | 14        | 20        | 7         | 9         | 6         |
| APPLICATIONS PENDING          | 42        | 53        | 43        | 78        | 38        | 36        | 16        |
| RECIPIENTS                    | 1,044     | 1,287     | 1,478     | 1,569     | 895       | 765       | 561       |
| RCF-II                        | 680       | 712       | 1,047     | 1,179     | 542       | 547       | 405       |
| SNF/ICF                       | 43        | 58        | 60        | 29        | 137       | 19        | 58        |
| RCF-I                         | 321       | 517       | 371       | 361       | 216       | 199       | 98        |
| PAYMENTS                      | \$242,694 | \$289,174 | \$367,462 | \$387,534 | \$235,689 | \$192,437 | \$148,184 |
| RCF-II                        | \$180,160 | \$190,744 | \$289,489 | \$323,378 | \$149,906 | \$155,054 | \$111,851 |
| SNF/ICF                       | \$15,713  | \$21,176  | \$22,793  | \$10,238  | \$52,791  | \$6,979   | \$21,915  |
| RCF-I                         | \$46,821  | \$77,254  | \$55,180  | \$53,918  | \$32,992  | \$30,404  | \$14,418  |
| REINVESTIGATIONS              | 67        | 39        | 141       | 73        | 36        | 38        | 10        |
| CASES CLOSED                  | 22        | 19        | 34        | 48        | 35        | 17        | 7         |
| *** MA                        |           |           |           |           |           |           |           |
| APPLICATIONS RECEIVED         | 2,109     | 2,205     | 2,942     | 4,114     | 1,519     | 1,193     | 1,157     |
| APPLICATIONS APPROVED         | 1,585     | 1,611     | 2,132     | 3,133     | 1,065     | 686       | 722       |
| APPLICATIONS REJECTED         | 509       | 596       | 772       | 971       | 431       | 476       | 398       |
| APPLICATIONS PENDING          | 1,823     | 1,790     | 2,281     | 3,312     | 1,848     | 1,510     | 1,259     |
| RECIPIENTS                    | 15,788    | 16,923    | 28,689    | 32,927    | 13,437    | 18,908    | 12,357    |
| CASES CLOSED                  | 311       | 237       | 470       | 610       | 214       | 253       | 124       |
| *** MA-K                      |           |           |           |           |           |           |           |
| APPLICATIONS RECEIVED         | 17        | 81        | 12        | 57        | 70        | 26        | 50        |
| APPLICATIONS APPROVED-DMH     | 0         | 0         | 0         | 0         | 0         | 0         | 0         |
| APPLICATIONS APPROVED-DYS/JCT | 12        | 48        | 13        | 42        | 69        | 24        | 40        |
| APPLICATIONS REJECTED         | 8         | 23        | 1         | 8         | 8         | 2         | 9         |
| APPLICATIONS PENDING          | 0         | 9         | 1         | 17        | 66        | 8         | 13        |
| RECIPIENTS - DMH              | 2         | 3         | 0         | 2         | 1         | 2         | 2         |
| RECIPIENTS - DYS/JCT          | 104       | 167       | 127       | 258       | 346       | 55        | 321       |
| CASES CLOSED - DMH            | 0         | 0         | 0         | 0         | 0         | 0         | 0         |
| CASES CLOSED - DYS/JCT        | 10        | 35        | 15        | 53        | 46        | 25        | 78        |
| *** REFUGEE                   |           |           |           |           |           |           |           |
| APPLICATIONS RECEIVED         | 0         | 5         | 1         | 0         | 9         | 31        | 25        |
| APPLICATIONS APPROVED         | 0         | 0         | 0         | 0         | 8         | 13        | 20        |
| APPLICATIONS REJECTED         | 0         | 0         | 0         | 0         | 0         | 0         | 0         |
| APPLICATIONS PENDING          | 0         | 5         | 1         | 0         | 1         | 46        | 10        |
| CASES RECEIVING               | 1         | 16        | 0         | 1         | 84        | 122       | 79        |
| TOTAL PERSONS                 | 1         | 39        | 0         | 1         | 199       | 216       | 197       |
| TOTAL PAYMENTS                | \$136     | \$886     | \$0       | \$136     | \$1,042   | \$5,214   | \$2,198   |
| REINVESTIGATIONS              | 0         | 0         | 0         | 0         | 1         | 0         | 0         |
| CASES CLOSED                  | 0         | 3         | 0         | 0         | 7         | 18        | 11        |
| *** SSI ONLY                  |           |           |           |           |           |           |           |
| RECIPIENTS                    | 110       | 111       | 366       | 268       | 86        | 322       | 143       |
| *** SSI-SP                    |           |           |           |           |           |           |           |
| RECIPIENTS                    | 55        | 53        | 152       | 137       | 47        | 109       | 40        |
| TOTAL PAYMENTS                | \$2,386   | \$2,663   | \$9,023   | \$7,922   | \$2,344   | \$5,561   | \$1,955   |
| *** SP ONLY                   |           |           |           |           |           |           |           |
| RECIPIENTS                    | 12        | 16        | 39        | 39        | 25        | 35        | 18        |
| TOTAL PAYMENTS                | \$1,202   | \$639     | \$2,468   | \$4,307   | \$3,496   | \$2,012   | \$1,318   |
| *** QMB                       |           |           |           |           |           |           |           |
| APPLICATIONS RECEIVED         | 178       | 175       | 287       | 326       | 82        | 40        | 71        |
| APPLICATIONS APPROVED         | 85        | 94        | 156       | 205       | 48        | 28        | 42        |
| APPLICATIONS REJECTED         | 86        | 69        | 137       | 127       | 37        | 16        | 30        |
| APPLICATIONS PENDING          | 82        | 73        | 118       | 123       | 64        | 33        | 45        |
| TOTAL PERSONS                 | 1,623     | 1,639     | 2,054     | 3,293     | 1,261     | 1,038     | 1,046     |
| REINVESTIGATIONS              | 39        | 10        | 40        | 49        | 7         | 17        | 5         |
| CASES CLOSED                  | 309       | 304       | 461       | 663       | 136       | 70        | 76        |
| *** SLMB                      |           |           |           |           |           |           |           |
| APPLICATIONS RECEIVED         | 119       | 95        | 215       | 162       | 40        | 14        | 35        |
| APPLICATIONS APPROVED         | 40        | 35        | 54        | 74        | 17        | 7         | 8         |
| APPLICATIONS REJECTED         | 66        | 66        | 149       | 120       | 28        | 7         | 20        |
| APPLICATIONS PENDING          | 65        | 38        | 88        | 68        | 34        | 11        | 27        |
| TOTAL PERSONS                 | 1,126     | 1,026     | 1,458     | 2,164     | 722       | 366       | 524       |
| REINVESTIGATIONS              | 18        | 11        | 43        | 38        | 4         | 6         | 2         |
| CASES CLOSED                  | 162       | 106       | 176       | 283       | 78        | 28        | 17        |
| *** VENDOR CASES              |           |           |           |           |           |           |           |
| RECIPIENTS                    | 5,348     | 4,707     | 4,488     | 5,811     | 2,926     | 2,303     | 4,536     |
| CASES CLOSED                  | 154       | 141       | 144       | 207       | 111       | 83        | 156       |



FIGURE 2. MEDICAL STATISTICS - TOTAL INDIVIDUALS



Note: As of May 1998, total individuals include Managed Care recipients.

FIGURE 3. MEDICAL STATISTICS - TOTAL PAYMENTS

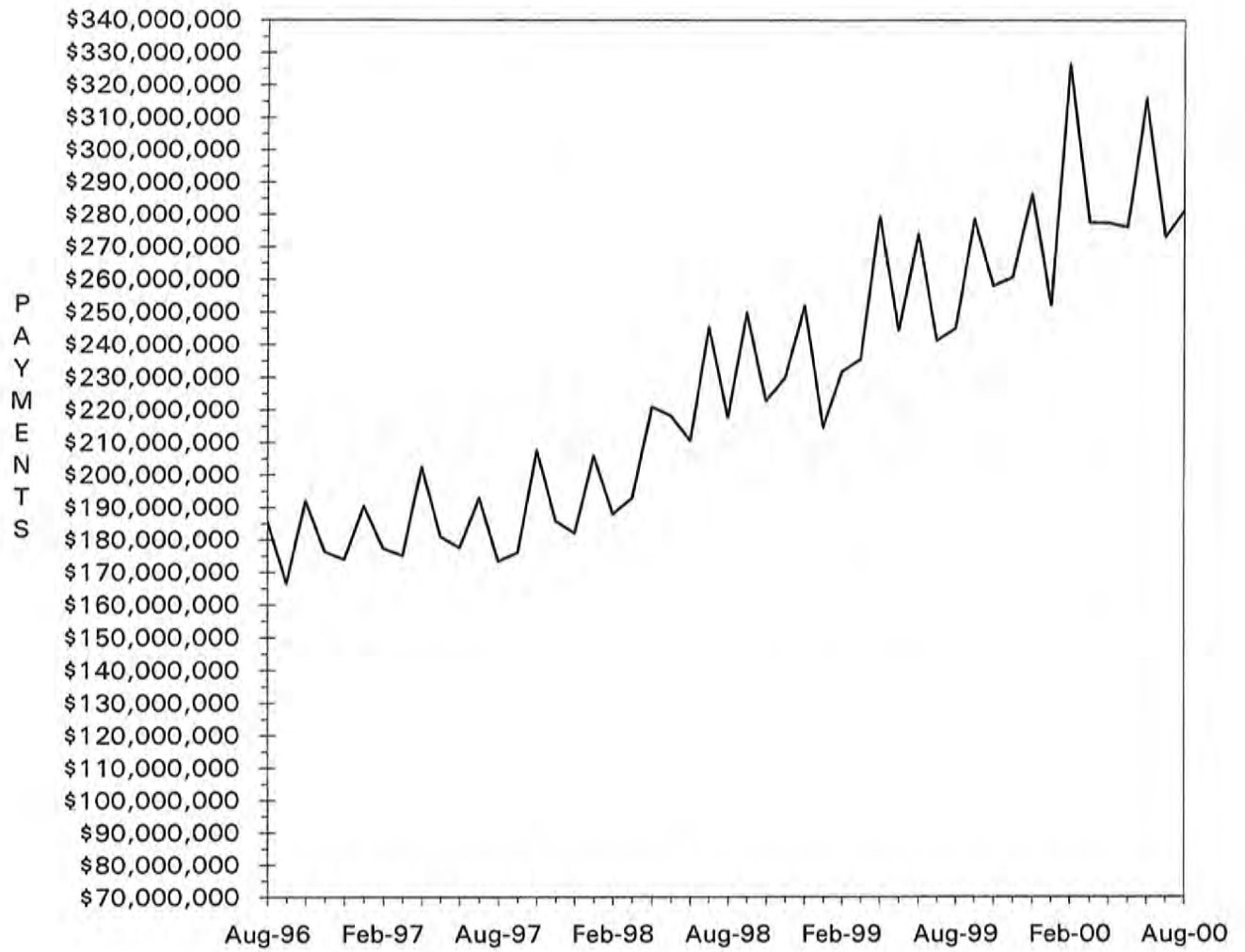


TABLE 4. MISSOURI MEDICAID RECIPIENTS AND PAYMENTS BY TYPE OF SERVICE, AUGUST, 2000

| COUNTY         | TOTAL      | TOTAL         | PHYSICIAN SERVICES |             | INPATIENT HOSPITAL |              | NURSING FACILITY |              | MANAGED CARE |              | PHARMACY SERVICES |              |
|----------------|------------|---------------|--------------------|-------------|--------------------|--------------|------------------|--------------|--------------|--------------|-------------------|--------------|
|                | RECIPIENTS | PAYMENTS      | RECIPIENTS         | PAYMENTS    | RECIPIENTS         | PAYMENTS     | RECIPIENTS       | PAYMENTS     | RECIPIENTS   | PAYMENTS     | RECIPIENTS        | PAYMENTS     |
| STATE TOTAL    | 609,394    | \$276,698,295 | 63,303             | \$4,516,443 | 8,773              | \$28,226,864 | 25,924           | \$62,868,775 | 320,565      | \$33,196,745 | 202,298           | \$49,513,074 |
| ADAIR          | 1,887      | \$1,692,906   | 411                | \$37,012    | 66                 | \$107,332    | 162              | \$371,091    | 11           | \$840        | 1,347             | \$344,687    |
| ANDREW         | 868        | \$630,770     | 132                | \$13,054    | 19                 | \$31,264     | 124              | \$274,199    | 4            | \$341        | 597               | \$125,775    |
| ATCHISON       | 584        | \$576,706     | 180                | \$11,702    | 17                 | \$24,767     | 56               | \$119,647    | 9            | \$384        | 412               | \$67,030     |
| AUDRAIN        | 3,037      | \$1,206,769   | 240                | \$18,706    | 27                 | \$60,285     | 130              | \$325,426    | 2,208        | \$226,365    | 704               | \$216,791    |
| BARRY          | 3,093      | \$1,624,619   | 535                | \$41,794    | 106                | \$260,452    | 167              | \$273,758    | 0            | \$0          | 2,023             | \$400,452    |
| BARTON         | 1,190      | \$616,714     | 212                | \$22,741    | 37                 | \$103,389    | 50               | \$102,054    | 2            | \$166        | 767               | \$143,038    |
| BATES          | 1,646      | \$1,100,726   | 366                | \$20,238    | 44                 | \$119,866    | 135              | \$303,880    | 9            | \$1,003      | 1,077             | \$250,105    |
| BENTON         | 1,986      | \$1,093,210   | 455                | \$34,558    | 60                 | \$202,968    | 122              | \$242,587    | 20           | \$1,479      | 1,281             | \$254,013    |
| BOLLINGER      | 1,419      | \$701,419     | 190                | \$14,217    | 32                 | \$52,307     | 48               | \$108,919    | 1            | \$71         | 965               | \$209,848    |
| BOONE          | 14,918     | \$5,549,464   | 940                | \$88,090    | 92                 | \$494,557    | 342              | \$864,947    | 11,820       | \$1,194,736  | 2,387             | \$837,374    |
| BUCHANAN       | 7,465      | \$5,184,092   | 999                | \$84,165    | 226                | \$892,911    | 393              | \$974,086    | 26           | \$1,956      | 4,890             | \$1,029,290  |
| BUTLER         | 6,198      | \$4,248,447   | 2,127              | \$125,929   | 164                | \$421,266    | 342              | \$834,812    | 9            | \$302        | 4,267             | \$968,521    |
| CALDWELL       | 764        | \$405,015     | 57                 | \$6,263     | 21                 | \$38,217     | 59               | \$137,809    | 7            | \$533        | 420               | \$85,757     |
| CALLAWAY       | 4,945      | \$1,746,380   | 348                | \$26,361    | 42                 | \$175,597    | 148              | \$312,337    | 3,803        | \$384,626    | 860               | \$301,118    |
| CAMDEN         | 4,602      | \$1,525,917   | 382                | \$23,260    | 27                 | \$151,558    | 141              | \$397,856    | 3,601        | \$375,292    | 808               | \$241,919    |
| CAPE GIRARDEAU | 4,495      | \$3,128,801   | 840                | \$63,293    | 108                | \$347,039    | 363              | \$853,472    | 5            | \$400        | 3,125             | \$676,724    |
| CARROLL        | 1,056      | \$617,343     | 327                | \$17,710    | 17                 | \$40,593     | 76               | \$171,945    | 18           | \$914        | 612               | \$122,270    |
| CARTER         | 1,121      | \$522,337     | 253                | \$16,609    | 16                 | \$32,390     | 35               | \$82,146     | 0            | \$0          | 776               | \$153,763    |
| CASS           | 6,302      | \$2,641,810   | 369                | \$23,203    | 45                 | \$136,520    | 377              | \$871,574    | 4,775        | \$520,446    | 1,252             | \$402,062    |
| CEDAR          | 1,688      | \$954,920     | 356                | \$26,229    | 36                 | \$79,127     | 87               | \$182,175    | 7            | \$487        | 1,119             | \$221,696    |
| CHARITON       | 928        | \$490,625     | 96                 | \$4,672     | 11                 | \$36,808     | 104              | \$228,082    | 546          | \$52,869     | 316               | \$81,364     |
| CHRISTIAN      | 3,591      | \$1,729,307   | 831                | \$75,696    | 97                 | \$281,165    | 123              | \$235,028    | 7            | \$349        | 2,278             | \$508,956    |
| CLARK          | 629        | \$231,860     | 207                | \$12,600    | 40                 | \$46,042     | 2                | \$2,761      | 2            | \$23         | 436               | \$81,122     |
| CLAY           | 10,338     | \$4,843,966   | 622                | \$30,109    | 82                 | \$407,886    | 681              | \$1,714,517  | 7,689        | \$885,862    | 2,076             | \$640,618    |
| CLINTON        | 1,209      | \$796,552     | 86                 | \$3,770     | 20                 | \$27,635     | 162              | \$400,446    | 10           | \$214        | 630               | \$126,776    |
| COLE           | 5,545      | \$2,257,388   | 462                | \$31,856    | 50                 | \$170,069    | 261              | \$598,276    | 4,059        | \$423,195    | 1,219             | \$398,593    |
| COOPER         | 1,745      | \$842,262     | 175                | \$11,961    | 16                 | \$24,670     | 148              | \$367,123    | 1,177        | \$117,371    | 478               | \$132,915    |
| CRAWFORD       | 2,640      | \$1,685,950   | 361                | \$28,044    | 77                 | \$174,732    | 206              | \$601,507    | 11           | \$1,053      | 1,612             | \$424,123    |
| DADE           | 764        | \$463,314     | 139                | \$10,420    | 20                 | \$45,972     | 91               | \$176,732    | 1            | \$75         | 529               | \$107,076    |
| DALLAS         | 1,567      | \$837,565     | 246                | \$17,774    | 38                 | \$82,159     | 93               | \$235,938    | 10           | \$607        | 1,049             | \$207,212    |
| DAVISS         | 671        | \$335,881     | 57                 | \$5,401     | 25                 | \$89,957     | 39               | \$79,352     | 2            | \$144        | 378               | \$60,094     |
| DEKALB         | 845        | \$543,439     | 95                 | \$5,770     | 24                 | \$51,737     | 98               | \$209,235    | 0            | \$0          | 530               | \$117,674    |
| DENT           | 2,019      | \$1,190,710   | 547                | \$42,968    | 79                 | \$187,379    | 102              | \$277,899    | 2            | \$251        | 1,370             | \$242,492    |
| DOUGLAS        | 1,567      | \$677,980     | 365                | \$22,007    | 25                 | \$36,923     | 51               | \$126,452    | 0            | \$0          | 1,071             | \$216,135    |
| DUNKLIN        | 7,276      | \$4,153,884   | 1,570              | \$104,195   | 364                | \$400,911    | 424              | \$956,759    | 8            | \$329        | 5,196             | \$996,232    |
| FRANKLIN       | 8,088      | \$3,648,903   | 472                | \$31,698    | 65                 | \$378,120    | 450              | \$1,147,933  | 5,839        | \$620,011    | 1,817             | \$582,880    |
| GASCONADE      | 1,423      | \$782,196     | 123                | \$6,640     | 7                  | \$15,546     | 156              | \$401,881    | 900          | \$93,873     | 436               | \$115,952    |
| GENTRY         | 571        | \$512,705     | 110                | \$9,550     | 18                 | \$27,415     | 84               | \$185,441    | 0            | \$119        | 382               | \$70,995     |
| GREENE         | 18,010     | \$9,994,958   | 4,185              | \$305,156   | 458                | \$1,086,763  | 988              | \$2,436,463  | 46           | \$3,510      | 11,517            | \$2,368,830  |
| GRUNDY         | 1,027      | \$751,555     | 151                | \$8,445     | 29                 | \$132,698    | 102              | \$234,623    | 7            | \$769        | 716               | \$129,244    |
| HARRISON       | 854        | \$701,521     | 125                | \$7,378     | 22                 | \$111,508    | 113              | \$244,368    | 2            | \$197        | 559               | \$131,527    |
| HENRY          | 3,611      | \$1,448,265   | 311                | \$20,670    | 41                 | \$131,440    | 148              | \$353,152    | 2,482        | \$277,417    | 947               | \$290,183    |
| HICKORY        | 1,062      | \$433,273     | 192                | \$10,816    | 17                 | \$40,101     | 65               | \$61,650     | 9            | \$1,006      | 702               | \$146,236    |
| HOLT           | 420        | \$275,746     | 63                 | \$7,144     | 8                  | \$4,155      | 58               | \$153,223    | 2            | \$91         | 281               | \$66,449     |
| HOWARD         | 1,440      | \$535,442     | 125                | \$6,448     | 3                  | \$1,267      | 60               | \$141,390    | 1,006        | \$101,791    | 353               | \$90,984     |
| HOWELL         | 4,841      | \$2,819,753   | 1,023              | \$90,967    | 131                | \$252,400    | 377              | \$924,608    | 4            | \$46         | 3,343             | \$657,068    |
| IRON           | 1,715      | \$992,187     | 490                | \$23,498    | 34                 | \$101,871    | 106              | \$237,944    | 4            | \$63         | 1,168             | \$280,756    |
| JACKSON        | 92,905     | \$32,270,445  | 4,172              | \$286,401   | 826                | \$4,134,196  | 2,571            | \$6,482,326  | 74,993       | \$8,152,733  | 12,555            | \$4,235,327  |
| JASPER         | 9,950      | \$5,811,817   | 2,016              | \$130,974   | 370                | \$794,929    | 365              | \$875,854    | 7            | \$774        | 6,549             | \$1,348,915  |
| JEFFERSON      | 16,822     | \$6,569,011   | 1,338              | \$91,220    | 125                | \$421,444    | 728              | \$1,930,259  | 12,891       | \$1,379,084  | 3,173             | \$1,125,068  |
| JOHNSON        | 4,530      | \$1,650,912   | 328                | \$14,706    | 49                 | \$70,501     | 206              | \$491,940    | 3,465        | \$376,401    | 857               | \$270,553    |
| KNOX           | 446        | \$228,572     | 77                 | \$6,968     | 12                 | \$25,754     | 20               | \$42,630     | 1            | \$17         | 311               | \$57,159     |
| LACLEDE        | 3,503      | \$1,602,125   | 754                | \$62,618    | 147                | \$259,610    | 141              | \$219,667    | 11           | \$1,063      | 2,074             | \$390,799    |
| LAFAYETTE      | 3,772      | \$2,596,947   | 210                | \$14,963    | 29                 | \$50,429     | 188              | \$493,291    | 2,726        | \$287,358    | 903               | \$336,169    |
| LAWRENCE       | 3,268      | \$1,693,542   | 667                | \$55,837    | 72                 | \$131,311    | 174              | \$425,665    | 3            | \$252        | 2,155             | \$432,676    |
| LEWIS          | 788        | \$526,855     | 193                | \$14,336    | 27                 | \$27,193     | 106              | \$255,265    | 0            | \$0          | 539               | \$109,644    |
| LINCOLN        | 2,812      | \$1,684,810   | 509                | \$41,476    | 53                 | \$234,278    | 189              | \$421,164    | 45           | \$2,906      | 1,640             | \$361,724    |

56

TABLE 4. MISSOURI MEDICAID RECIPIENTS AND PAYMENTS BY TYPE OF SERVICE, AUGUST, 2000

| COUNTY         | TOTAL      | TOTAL        | PHYSICIAN SERVICES |           | INPATIENT HOSPITAL |             | NURSING FACILITY |             | MANAGED CARE |             | PHARMACY SERVICES |             |
|----------------|------------|--------------|--------------------|-----------|--------------------|-------------|------------------|-------------|--------------|-------------|-------------------|-------------|
|                | RECIPIENTS | PAYMENTS     | RECIPIENTS         | PAYMENTS  | RECIPIENTS         | PAYMENTS    | RECIPIENTS       | PAYMENTS    | RECIPIENTS   | PAYMENTS    | RECIPIENTS        | PAYMENTS    |
| LINN           | 1,302      | \$734,375    | 274                | \$22,840  | 26                 | \$28,560    | 113              | \$257,685   | 13           | \$182       | 867               | \$159,468   |
| LIVINGSTON     | 1,229      | \$945,096    | 167                | \$17,570  | 37                 | \$120,049   | 130              | \$324,948   | 2            | \$158       | 761               | \$177,678   |
| MCDONALD       | 2,406      | \$982,081    | 452                | \$33,159  | 66                 | \$101,603   | 67               | \$166,044   | 0            | \$0         | 1,540             | \$250,294   |
| MACON          | 1,225      | \$1,151,461  | 311                | \$23,378  | 48                 | \$167,552   | 151              | \$393,058   | 5            | \$581       | 867               | \$190,598   |
| MADISON        | 1,605      | \$1,086,330  | 428                | \$26,753  | 31                 | \$34,169    | 159              | \$379,361   | 5            | \$1,010     | 1,117             | \$250,609   |
| MARIES         | 763        | \$466,848    | 206                | \$15,093  | 14                 | \$35,553    | 64               | \$156,448   | 15           | \$988       | 540               | \$119,141   |
| MARION         | 3,095      | \$2,319,762  | 875                | \$75,362  | 94                 | \$246,188   | 280              | \$626,741   | 11           | \$907       | 1,944             | \$519,498   |
| MERCER         | 304        | \$184,754    | 32                 | \$1,422   | 11                 | \$20,071    | 23               | \$59,976    | 0            | \$0         | 214               | \$39,067    |
| MILLER         | 4,297      | \$1,273,289  | 342                | \$21,647  | 27                 | \$99,852    | 105              | \$243,635   | 3,311        | \$337,368   | 813               | \$242,020   |
| MISSISSIPPI    | 2,617      | \$1,420,560  | 492                | \$26,437  | 73                 | \$131,349   | 158              | \$335,930   | 0            | \$24        | 1,865             | \$353,099   |
| MONITEAU       | 1,263      | \$584,175    | 91                 | \$6,127   | 7                  | \$6,735     | 93               | \$285,646   | 883          | \$93,284    | 302               | \$100,786   |
| MONROE         | 1,136      | \$493,415    | 113                | \$7,257   | 14                 | \$22,588    | 46               | \$117,076   | 782          | \$79,340    | 288               | \$73,946    |
| MONTGOMERY     | 1,763      | \$816,574    | 186                | \$9,452   | 11                 | \$59,703    | 139              | \$297,998   | 1,258        | \$121,926   | 423               | \$118,142   |
| MORGAN         | 3,130      | \$1,059,589  | 226                | \$20,436  | 11                 | \$45,256    | 126              | \$285,382   | 2,279        | \$225,736   | 679               | \$183,339   |
| NEW MADRID     | 3,297      | \$2,253,874  | 639                | \$37,605  | 95                 | \$230,915   | 266              | \$596,347   | 1            | \$54        | 2,350             | \$499,072   |
| NEWTON         | 4,077      | \$2,558,790  | 690                | \$47,135  | 171                | \$408,675   | 269              | \$597,159   | 3            | \$106       | 2,506             | \$514,692   |
| NODAWAY        | 885        | \$735,358    | 142                | \$15,524  | 33                 | \$110,555   | 114              | \$247,738   | 1            | \$121       | 566               | \$114,281   |
| OREGON         | 1,626      | \$901,585    | 278                | \$25,445  | 49                 | \$93,976    | 75               | \$163,241   | 1            | \$120       | 1,138             | \$211,270   |
| OSAGE          | 1,094      | \$530,006    | 112                | \$4,592   | 6                  | \$50,352    | 81               | \$211,599   | 758          | \$76,814    | 281               | \$81,253    |
| OZARK          | 1,301      | \$599,127    | 213                | \$25,075  | 40                 | \$38,151    | 65               | \$137,412   | 3            | \$63        | 854               | \$159,232   |
| PEMISCOT       | 4,308      | \$2,378,544  | 785                | \$55,697  | 160                | \$256,544   | 159              | \$404,329   | 5            | \$272       | 3,058             | \$562,647   |
| PERRY          | 1,301      | \$1,023,538  | 193                | \$13,998  | 36                 | \$85,631    | 121              | \$362,488   | 0            | \$0         | 887               | \$177,742   |
| PETTIS         | 5,678      | \$2,212,653  | 556                | \$37,227  | 48                 | \$145,932   | 230              | \$552,437   | 4,055        | \$431,566   | 1,264             | \$378,126   |
| PHELPS         | 3,879      | \$2,422,736  | 998                | \$64,938  | 94                 | \$235,376   | 203              | \$496,159   | 35           | \$2,151     | 2,653             | \$495,071   |
| PIKE           | 1,592      | \$1,199,703  | 282                | \$30,837  | 34                 | \$248,919   | 134              | \$302,388   | 5            | \$1,025     | 1,034             | \$189,316   |
| PLATTE         | 3,168      | \$1,608,767  | 150                | \$7,826   | 35                 | \$95,459    | 231              | \$571,706   | 2,322        | \$254,228   | 686               | \$241,074   |
| POLK           | 2,560      | \$1,863,220  | 475                | \$47,874  | 77                 | \$257,705   | 194              | \$471,993   | 11           | \$1,121     | 1,713             | \$384,828   |
| PULASKI        | 2,796      | \$1,437,807  | 542                | \$56,133  | 65                 | \$190,064   | 131              | \$279,009   | 7            | \$371       | 1,775             | \$330,369   |
| PUTMAN         | 562        | \$286,894    | 105                | \$7,654   | 21                 | \$51,606    | 30               | \$65,170    | 2            | \$330       | 406               | \$64,714    |
| RALLS          | 623        | \$389,339    | 160                | \$11,134  | 20                 | \$28,762    | 50               | \$126,304   | 1            | \$88        | 378               | \$78,098    |
| RANDOLPH       | 3,898      | \$1,737,076  | 482                | \$36,397  | 45                 | \$140,231   | 213              | \$479,365   | 2,733        | \$279,504   | 965               | \$307,063   |
| RAY            | 1,956      | \$858,085    | 114                | \$6,374   | 22                 | \$58,092    | 98               | \$235,038   | 1,423        | \$161,011   | 439               | \$148,884   |
| REYNOLDS       | 1,167      | \$683,698    | 266                | \$17,999  | 23                 | \$39,737    | 39               | \$85,869    | 6            | \$187       | 854               | \$173,625   |
| RIPLEY         | 2,533      | \$1,388,599  | 500                | \$37,787  | 56                 | \$65,269    | 91               | \$240,451   | 1            | \$66        | 1,862             | \$402,297   |
| ST. CHARLES    | 12,751     | \$5,849,396  | 680                | \$45,514  | 83                 | \$305,149   | 443              | \$1,040,758 | 9,900        | \$1,036,802 | 2,244             | \$712,369   |
| ST. CLAIR      | 1,611      | \$539,362    | 210                | \$13,694  | 35                 | \$40,936    | 70               | \$161,598   | 1,116        | \$117,232   | 398               | \$103,494   |
| ST. FRANCOIS   | 7,067      | \$4,066,299  | 1,748              | \$117,368 | 161                | \$434,569   | 392              | \$894,547   | 36           | \$2,087     | 4,472             | \$1,061,097 |
| STE. GENEVIEVE | 1,221      | \$843,203    | 187                | \$12,977  | 41                 | \$113,063   | 80               | \$174,709   | 11           | \$950       | 810               | \$166,712   |
| ST. LOUIS      | 80,479     | \$31,991,719 | 3,749              | \$241,945 | 459                | \$2,478,602 | 3,359            | \$8,510,425 | 63,817       | \$6,451,678 | 13,248            | \$4,028,334 |
| SALINE         | 3,674      | \$3,382,701  | 186                | \$11,196  | 10                 | \$37,784    | 175              | \$454,414   | 2,297        | \$241,062   | 1,157             | \$391,222   |
| SCHUYLER       | 433        | \$248,182    | 94                 | \$7,832   | 11                 | \$19,730    | 36               | \$90,126    | 0            | \$0         | 304               | \$57,813    |
| SCOTLAND       | 510        | \$346,099    | 133                | \$10,581  | 28                 | \$29,969    | 53               | \$119,137   | 0            | \$0         | 326               | \$61,793    |
| SCOTT          | 5,385      | \$3,560,228  | 907                | \$57,006  | 145                | \$304,365   | 283              | \$681,025   | 6            | \$263       | 3,633             | \$864,776   |
| SHANNON        | 1,421      | \$522,021    | 230                | \$15,456  | 26                 | \$33,211    | 39               | \$46,666    | 0            | \$0         | 939               | \$173,593   |
| SHELBY         | 648        | \$373,959    | 117                | \$10,542  | 21                 | \$25,295    | 51               | \$126,388   | 4            | \$581       | 446               | \$77,529    |
| STODDARD       | 3,919      | \$2,371,311  | 719                | \$43,934  | 89                 | \$185,135   | 238              | \$529,887   | 7            | \$126       | 2,782             | \$634,885   |
| STONE          | 2,270      | \$1,092,761  | 471                | \$42,998  | 64                 | \$133,828   | 110              | \$236,331   | 5            | \$1,271     | 1,451             | \$277,953   |
| SULLIVAN       | 815        | \$626,276    | 121                | \$9,959   | 33                 | \$83,429    | 83               | \$216,988   | 3            | \$229       | 590               | \$130,115   |
| TANEY          | 3,288      | \$1,855,356  | 743                | \$77,237  | 115                | \$279,113   | 152              | \$417,541   | 1            | \$69        | 2,056             | \$418,172   |
| TEXAS          | 2,953      | \$1,354,580  | 690                | \$46,438  | 69                 | \$111,148   | 159              | \$382,086   | 4            | \$274       | 1,973             | \$358,554   |
| VERNON         | 2,423      | \$2,709,805  | 510                | \$26,254  | 57                 | \$175,148   | 184              | \$428,004   | 12           | \$242       | 1,624             | \$331,326   |
| WARREN         | 1,278      | \$826,189    | 264                | \$26,865  | 36                 | \$92,828    | 46               | \$108,312   | 29           | \$1,955     | 816               | \$148,783   |
| WASHINGTON     | 3,715      | \$2,159,693  | 845                | \$45,427  | 82                 | \$401,809   | 144              | \$311,814   | 15           | \$1,604     | 2,494             | \$607,910   |
| WAYNE          | 2,408      | \$1,434,082  | 621                | \$37,031  | 51                 | \$183,845   | 114              | \$347,537   | 2            | \$142       | 1,747             | \$348,883   |
| WEBSTER        | 2,550      | \$1,230,134  | 494                | \$46,328  | 55                 | \$147,555   | 148              | \$344,281   | 6            | \$255       | 1,669             | \$292,579   |
| WORTH          | 195        | \$107,906    | 39                 | \$2,578   | 3                  | \$5,031     | 23               | \$40,447    | 0            | \$0         | 135               | \$21,695    |
| WRIGHT         | 2,695      | \$1,396,741  | 641                | \$48,724  | 70                 | \$229,642   | 140              | \$321,584   | 0            | \$0         | 1,822             | \$362,281   |
| ST. LOUIS CITY | 98,709     | \$32,752,009 | 3,802              | \$250,077 | 708                | \$4,131,914 | 1,617            | \$4,152,458 | 79,035       | \$7,779,224 | 15,393            | \$4,580,789 |
| INVALID COUNTY | 122        | \$89,949     | 13                 | \$3,956   | 8                  | \$23,150    | 0                | \$0         | 20           | \$966       | 46                | \$16,270    |

57

TABLE 4. MISSOURI MEDICAID RECIPIENTS AND PAYMENTS BY TYPE OF SERVICE, AUGUST, 2000

| COUNTY         | OUTPATIENT HOSPITAL |              | DENTAL SERVICES |           | LAB & X-RAY SERVICES |           | AMBULANCE SERVICES |           | OPTOMETRIC SERVICES |           | HOMEMAKER / RESPITE CARE |             |
|----------------|---------------------|--------------|-----------------|-----------|----------------------|-----------|--------------------|-----------|---------------------|-----------|--------------------------|-------------|
|                | RECIPIENTS          | PAYMENTS     | RECIPIENTS      | PAYMENTS  | RECIPIENTS           | PAYMENTS  | RECIPIENTS         | PAYMENTS  | RECIPIENTS          | PAYMENTS  | RECIPIENTS               | PAYMENTS    |
| STATE TOTAL    | 64,636              | \$19,255,732 | 6,303           | \$466,981 | 16,237               | \$499,917 | 4,343              | \$588,641 | 8,036               | \$418,640 | 17,672                   | \$6,048,402 |
| ADAIR          | 396                 | \$113,887    | 16              | \$2,303   | 276                  | \$7,684   | 28                 | \$3,458   | 23                  | \$1,181   | 126                      | \$26,916    |
| ANDREW         | 125                 | \$34,242     | 15              | \$1,466   | 34                   | \$1,113   | 15                 | \$1,923   | 19                  | \$1,095   | 34                       | \$7,237     |
| ATCHISON       | 72                  | \$15,848     | 10              | \$638     | 35                   | \$696     | 2                  | \$233     | 35                  | \$2,131   | 39                       | \$4,649     |
| AUDRAIN        | 224                 | \$62,666     | 14              | \$2,759   | 78                   | \$1,927   | 2                  | \$48      | 48                  | \$1,855   | 77                       | \$31,012    |
| BARRY          | 813                 | \$171,573    | 31              | \$2,672   | 146                  | \$5,166   | 30                 | \$6,784   | 91                  | \$4,638   | 127                      | \$36,995    |
| BARTON         | 301                 | \$73,911     | 6               | \$475     | 55                   | \$1,304   | 8                  | \$1,439   | 27                  | \$1,691   | 56                       | \$14,219    |
| BATES          | 421                 | \$164,874    | 25              | \$1,779   | 59                   | \$1,362   | 14                 | \$2,850   | 43                  | \$2,582   | 11                       | \$2,116     |
| BENTON         | 329                 | \$95,018     | 57              | \$5,724   | 178                  | \$5,089   | 32                 | \$5,088   | 56                  | \$3,628   | 63                       | \$18,127    |
| BOLLINGER      | 239                 | \$67,073     | 36              | \$3,271   | 96                   | \$3,315   | 18                 | \$2,208   | 48                  | \$2,755   | 145                      | \$53,019    |
| BOONE          | 845                 | \$323,086    | 75              | \$9,627   | 267                  | \$9,154   | 9                  | \$1,411   | 80                  | \$3,283   | 124                      | \$44,912    |
| BUCHANAN       | 1,447               | \$409,490    | 177             | \$12,584  | 252                  | \$8,411   | 156                | \$21,642  | 183                 | \$11,408  | 251                      | \$123,869   |
| BUTLER         | 1,234               | \$433,195    | 156             | \$13,254  | 392                  | \$10,194  | 37                 | \$5,791   | 188                 | \$10,214  | 527                      | \$156,912   |
| CALDWELL       | 155                 | \$30,392     | 14              | \$979     | 17                   | \$500     | 11                 | \$1,208   | 28                  | \$1,478   | 45                       | \$11,030    |
| CALLAWAY       | 255                 | \$96,581     | 9               | \$1,791   | 124                  | \$2,690   | 33                 | \$3,508   | 64                  | \$4,083   | 56                       | \$14,296    |
| CAMDEN         | 204                 | \$72,614     | 26              | \$1,734   | 62                   | \$2,458   | 14                 | \$1,869   | 30                  | \$1,811   | 101                      | \$21,550    |
| CAPE GIRARDEAU | 1,000               | \$239,844    | 97              | \$9,327   | 382                  | \$9,521   | 25                 | \$2,824   | 102                 | \$5,675   | 254                      | \$93,505    |
| CARROLL        | 304                 | \$68,861     | 24              | \$2,527   | 34                   | \$1,790   | 15                 | \$3,458   | 26                  | \$1,076   | 38                       | \$8,187     |
| CARTER         | 150                 | \$40,220     | 35              | \$1,957   | 62                   | \$1,363   | 10                 | \$1,665   | 32                  | \$1,924   | 107                      | \$42,050    |
| CASS           | 421                 | \$139,177    | 45              | \$3,204   | 90                   | \$2,384   | 44                 | \$5,280   | 32                  | \$1,298   | 59                       | \$12,945    |
| CEDAR          | 382                 | \$96,371     | 39              | \$2,056   | 50                   | \$2,323   | 9                  | \$1,509   | 57                  | \$2,448   | 36                       | \$14,474    |
| CHARITON       | 68                  | \$22,761     | 3               | \$133     | 17                   | \$477     | 13                 | \$1,127   | 6                   | \$223     | 50                       | \$9,281     |
| CHRISTIAN      | 600                 | \$162,743    | 60              | \$4,051   | 273                  | \$10,615  | 23                 | \$3,815   | 85                  | \$4,464   | 96                       | \$32,085    |
| CLARK          | 79                  | \$20,175     | 4               | \$742     | 17                   | \$519     | 7                  | \$2,543   | 17                  | \$1,333   | 58                       | \$12,130    |
| CLAY           | 605                 | \$209,822    | 99              | \$8,217   | 186                  | \$5,376   | 68                 | \$7,226   | 35                  | \$1,695   | 160                      | \$38,693    |
| CLINTON        | 336                 | \$53,246     | 16              | \$2,133   | 45                   | \$1,807   | 8                  | \$1,240   | 29                  | \$1,639   | 40                       | \$14,103    |
| COLE           | 321                 | \$101,885    | 27              | \$3,832   | 157                  | \$4,207   | 11                 | \$1,166   | 33                  | \$1,521   | 85                       | \$21,689    |
| COOPER         | 146                 | \$38,825     | 8               | \$486     | 34                   | \$1,534   | 8                  | \$1,303   | 16                  | \$490     | 63                       | \$12,949    |
| CRAWFORD       | 477                 | \$112,445    | 38              | \$3,925   | 50                   | \$2,214   | 47                 | \$6,731   | 79                  | \$4,832   | 125                      | \$33,874    |
| DADE           | 140                 | \$32,514     | 7               | \$546     | 34                   | \$1,455   | 5                  | \$1,437   | 34                  | \$1,996   | 48                       | \$7,940     |
| DALLAS         | 294                 | \$80,752     | 20              | \$1,299   | 71                   | \$1,938   | 15                 | \$3,932   | 59                  | \$2,365   | 92                       | \$25,762    |
| DAVISS         | 147                 | \$24,365     | 16              | \$1,340   | 14                   | \$223     | 10                 | \$1,954   | 13                  | \$591     | 17                       | \$3,893     |
| DEKALB         | 234                 | \$41,515     | 9               | \$381     | 33                   | \$988     | 20                 | \$1,722   | 23                  | \$1,121   | 66                       | \$12,820    |
| DENT           | 501                 | \$140,832    | 21              | \$1,256   | 48                   | \$1,131   | 23                 | \$5,599   | 91                  | \$4,551   | 104                      | \$31,092    |
| DOUGLAS        | 193                 | \$56,787     | 19              | \$2,015   | 87                   | \$3,070   | 13                 | \$3,460   | 78                  | \$3,343   | 64                       | \$16,751    |
| DUNKLIN        | 1,166               | \$389,127    | 131             | \$10,514  | 259                  | \$7,831   | 58                 | \$9,374   | 331                 | \$17,221  | 674                      | \$183,516   |
| FRANKLIN       | 517                 | \$165,675    | 57              | \$5,503   | 189                  | \$4,655   | 66                 | \$6,457   | 61                  | \$3,583   | 158                      | \$69,141    |
| GASCONADE      | 109                 | \$27,126     | 9               | \$1,652   | 51                   | \$1,295   | 5                  | \$616     | 14                  | \$455     | 55                       | \$12,156    |
| GENTRY         | 143                 | \$34,717     | 11              | \$635     | 29                   | \$414     | 11                 | \$2,272   | 12                  | \$668     | 23                       | \$4,644     |
| GREENE         | 4,219               | \$876,451    | 316             | \$20,496  | 1,345                | \$40,518  | 122                | \$19,466  | 488                 | \$22,918  | 492                      | \$135,821   |
| GRUNDY         | 266                 | \$59,977     | 16              | \$838     | 19                   | \$797     | 20                 | \$2,794   | 51                  | \$3,040   | 93                       | \$14,953    |
| HARRISON       | 205                 | \$51,908     | 10              | \$645     | 34                   | \$986     | 17                 | \$2,100   | 18                  | \$863     | 14                       | \$2,148     |
| HENRY          | 254                 | \$71,986     | 45              | \$3,402   | 108                  | \$3,449   | 10                 | \$2,981   | 55                  | \$3,497   | 77                       | \$14,941    |
| HICKORY        | 187                 | \$57,068     | 49              | \$3,115   | 36                   | \$983     | 10                 | \$2,129   | 25                  | \$1,062   | 52                       | \$15,516    |
| HOLT           | 43                  | \$10,305     | 8               | \$954     | 9                    | \$113     | 3                  | \$258     | 12                  | \$537     | 29                       | \$3,558     |
| HOWARD         | 83                  | \$29,290     | 9               | \$695     | 31                   | \$547     | 3                  | \$408     | 21                  | \$874     | 52                       | \$14,601    |
| HOWELL         | 793                 | \$212,408    | 71              | \$5,482   | 154                  | \$4,563   | 50                 | \$8,929   | 165                 | \$8,734   | 245                      | \$68,734    |
| IRON           | 319                 | \$84,681     | 30              | \$1,140   | 49                   | \$1,979   | 17                 | \$1,840   | 60                  | \$2,798   | 67                       | \$24,589    |
| JACKSON        | 5,945               | \$1,844,093  | 492             | \$31,674  | 862                  | \$32,549  | 631                | \$84,965  | 247                 | \$9,816   | 773                      | \$235,713   |
| JASPER         | 2,526               | \$555,407    | 153             | \$11,426  | 672                  | \$19,126  | 122                | \$16,489  | 239                 | \$14,429  | 403                      | \$134,800   |
| JEFFERSON      | 778                 | \$283,436    | 129             | \$11,268  | 442                  | \$12,268  | 86                 | \$6,905   | 96                  | \$6,535   | 233                      | \$111,541   |
| JOHNSON        | 295                 | \$88,333     | 39              | \$3,651   | 153                  | \$4,479   | 22                 | \$1,809   | 17                  | \$967     | 75                       | \$16,335    |
| KNOX           | 60                  | \$23,625     | 12              | \$902     | 41                   | \$978     | 1                  | \$172     | 8                   | \$250     | 37                       | \$3,084     |
| LACLEDE        | 686                 | \$202,858    | 71              | \$4,924   | 56                   | \$2,041   | 26                 | \$5,715   | 75                  | \$4,009   | 149                      | \$32,134    |
| LAFAYETTE      | 264                 | \$77,251     | 26              | \$2,147   | 96                   | \$4,497   | 25                 | \$2,756   | 13                  | \$553     | 63                       | \$20,148    |
| LAURENCE       | 702                 | \$158,904    | 48              | \$5,144   | 140                  | \$5,397   | 14                 | \$2,947   | 103                 | \$4,913   | 140                      | \$39,646    |
| LEWIS          | 86                  | \$37,276     | 20              | \$1,601   | 8                    | \$335     | 7                  | \$1,310   | 13                  | \$538     | 74                       | \$10,100    |
| LINCOLN        | 597                 | \$164,198    | 20              | \$727     | 163                  | \$6,675   | 43                 | \$5,072   | 88                  | \$4,875   | 87                       | \$26,040    |

TABLE 4. MISSOURI MEDICAID RECIPIENTS AND PAYMENTS BY TYPE OF SERVICE, AUGUST, 2000

| COUNTY         | OUTPATIENT HOSPITAL |             | DENTAL SERVICES |          | LAB & X-RAY SERVICES |          | AMBULANCE SERVICES |          | OPTOMETRIC SERVICES |          | HOMEMAKER / RESPITE CARE |           |
|----------------|---------------------|-------------|-----------------|----------|----------------------|----------|--------------------|----------|---------------------|----------|--------------------------|-----------|
|                | RECIPIENTS          | PAYMENTS    | RECIPIENTS      | PAYMENTS | RECIPIENTS           | PAYMENTS | RECIPIENTS         | PAYMENTS | RECIPIENTS          | PAYMENTS | RECIPIENTS               | PAYMENTS  |
| LINN           | 294                 | \$84,757    | 34              | \$1,082  | 50                   | \$1,336  | 20                 | \$3,894  | 52                  | \$1,961  | 101                      | \$18,714  |
| LIVINGSTON     | 297                 | \$97,715    | 33              | \$3,287  | 45                   | \$1,199  | 20                 | \$3,004  | 60                  | \$1,973  | 81                       | \$13,488  |
| MCDONALD       | 391                 | \$100,981   | 30              | \$1,686  | 164                  | \$4,919  | 19                 | \$3,021  | 87                  | \$5,010  | 85                       | \$41,124  |
| MACON          | 306                 | \$98,710    | 9               | \$2,201  | 83                   | \$2,496  | 11                 | \$1,713  | 29                  | \$1,477  | 108                      | \$37,933  |
| MADISON        | 451                 | \$116,405   | 33              | \$3,277  | 32                   | \$967    | 6                  | \$1,743  | 34                  | \$1,766  | 143                      | \$47,162  |
| MARIES         | 160                 | \$52,901    | 9               | \$1,051  | 44                   | \$1,863  | 13                 | \$2,620  | 13                  | \$632    | 41                       | \$14,642  |
| MARION         | 554                 | \$127,957   | 53              | \$2,853  | 48                   | \$883    | 33                 | \$3,890  | 61                  | \$2,795  | 80                       | \$21,849  |
| MERCER         | 49                  | \$8,153     | 5               | \$147    | 8                    | \$120    | 9                  | \$2,217  | 7                   | \$405    | 39                       | \$7,456   |
| MILLER         | 195                 | \$91,895    | 12              | \$1,787  | 93                   | \$2,962  | 38                 | \$5,616  | 26                  | \$1,799  | 94                       | \$20,966  |
| MISSISSIPPI    | 497                 | \$123,158   | 75              | \$4,931  | 141                  | \$4,210  | 30                 | \$4,509  | 45                  | \$1,975  | 296                      | \$114,064 |
| MONITEAU       | 56                  | \$21,891    | 6               | \$1,032  | 36                   | \$814    | 6                  | \$952    | 11                  | \$305    | 56                       | \$9,458   |
| MONROE         | 63                  | \$13,855    | 6               | \$284    | 19                   | \$524    | 3                  | \$570    | 14                  | \$711    | 82                       | \$21,205  |
| MONTGOMERY     | 109                 | \$51,057    | 9               | \$592    | 30                   | \$918    | 6                  | \$1,086  | 21                  | \$598    | 44                       | \$13,421  |
| MORGAN         | 144                 | \$83,207    | 20              | \$2,140  | 64                   | \$2,123  | 17                 | \$2,968  | 41                  | \$1,919  | 90                       | \$18,323  |
| NEW MADRID     | 628                 | \$181,259   | 34              | \$2,660  | 159                  | \$5,625  | 66                 | \$6,001  | 94                  | \$4,141  | 474                      | \$156,770 |
| NEWTON         | 865                 | \$215,813   | 57              | \$4,254  | 329                  | \$8,417  | 63                 | \$8,144  | 202                 | \$12,055 | 154                      | \$55,020  |
| NODAWAY        | 190                 | \$46,568    | 21              | \$1,493  | 17                   | \$222    | 13                 | \$3,192  | 17                  | \$1,169  | 48                       | \$7,390   |
| OREGON         | 209                 | \$53,088    | 25              | \$1,671  | 55                   | \$1,939  | 19                 | \$5,302  | 31                  | \$1,449  | 176                      | \$74,597  |
| OSAGE          | 51                  | \$12,400    | 5               | \$1,655  | 34                   | \$616    | 0                  | \$0      | 13                  | \$679    | 32                       | \$6,760   |
| OZARK          | 144                 | \$56,510    | 24              | \$2,179  | 56                   | \$1,694  | 9                  | \$3,397  | 26                  | \$1,146  | 81                       | \$23,527  |
| PENISCOT       | 901                 | \$218,527   | 96              | \$13,318 | 225                  | \$6,077  | 23                 | \$3,868  | 206                 | \$10,600 | 634                      | \$209,831 |
| PERRY          | 331                 | \$78,138    | 53              | \$4,107  | 28                   | \$1,012  | 7                  | \$1,220  | 64                  | \$3,198  | 61                       | \$16,405  |
| PETTIS         | 384                 | \$117,337   | 41              | \$3,114  | 217                  | \$6,216  | 27                 | \$3,368  | 59                  | \$3,339  | 116                      | \$21,541  |
| PHELPS         | 815                 | \$214,939   | 71              | \$5,498  | 70                   | \$3,607  | 44                 | \$6,446  | 79                  | \$4,451  | 154                      | \$46,924  |
| PIKE           | 343                 | \$89,281    | 28              | \$2,647  | 45                   | \$1,074  | 8                  | \$1,927  | 48                  | \$3,010  | 90                       | \$16,342  |
| PLATTE         | 157                 | \$62,878    | 41              | \$2,783  | 57                   | \$1,578  | 28                 | \$3,345  | 26                  | \$1,229  | 47                       | \$6,927   |
| POLK           | 523                 | \$156,904   | 69              | \$3,585  | 130                  | \$4,786  | 21                 | \$3,408  | 82                  | \$4,042  | 75                       | \$19,948  |
| PULASKI        | 467                 | \$159,926   | 51              | \$2,609  | 64                   | \$2,621  | 35                 | \$4,759  | 74                  | \$5,621  | 134                      | \$41,860  |
| PUTNAM         | 139                 | \$38,400    | 6               | \$403    | 58                   | \$1,873  | 9                  | \$1,673  | 13                  | \$786    | 18                       | \$3,273   |
| RALLS          | 111                 | \$23,049    | 11              | \$1,278  | 8                    | \$125    | 7                  | \$606    | 10                  | \$409    | 38                       | \$12,371  |
| RANDOLPH       | 331                 | \$151,745   | 26              | \$3,023  | 92                   | \$3,060  | 28                 | \$2,435  | 37                  | \$1,898  | 140                      | \$43,159  |
| RAY            | 163                 | \$66,690    | 12              | \$885    | 78                   | \$2,517  | 8                  | \$665    | 17                  | \$866    | 65                       | \$13,197  |
| REYNOLDS       | 188                 | \$55,330    | 18              | \$745    | 74                   | \$2,788  | 13                 | \$1,711  | 32                  | \$2,008  | 98                       | \$27,154  |
| RIPLEY         | 488                 | \$166,147   | 57              | \$4,589  | 118                  | \$2,557  | 18                 | \$2,838  | 87                  | \$5,088  | 305                      | \$101,210 |
| ST. CHARLES    | 596                 | \$243,062   | 67              | \$2,870  | 90                   | \$3,156  | 17                 | \$1,457  | 52                  | \$2,586  | 159                      | \$65,265  |
| ST. CLAIR      | 115                 | \$41,007    | 10              | \$401    | 30                   | \$1,006  | 8                  | \$860    | 26                  | \$1,186  | 19                       | \$5,958   |
| ST. FRANCOIS   | 1,838               | \$448,508   | 173             | \$6,108  | 197                  | \$5,552  | 99                 | \$11,775 | 140                 | \$8,675  | 342                      | \$148,420 |
| STE. GENEVIEVE | 305                 | \$98,909    | 27              | \$1,951  | 52                   | \$1,804  | 20                 | \$2,241  | 44                  | \$1,979  | 57                       | \$27,632  |
| ST. LOUIS      | 3,598               | \$1,395,912 | 540             | \$32,479 | 919                  | \$23,713 | 357                | \$35,070 | 378                 | \$18,958 | 1,113                    | \$598,705 |
| SALINE         | 227                 | \$81,076    | 105             | \$3,799  | 108                  | \$4,540  | 19                 | \$1,087  | 44                  | \$1,651  | 100                      | \$23,504  |
| SCHUYLER       | 71                  | \$14,045    | 1               | \$27     | 51                   | \$1,360  | 6                  | \$1,610  | 9                   | \$234    | 46                       | \$11,953  |
| SCOTLAND       | 123                 | \$30,919    | 5               | \$457    | 34                   | \$1,160  | 8                  | \$1,627  | 20                  | \$904    | 61                       | \$17,273  |
| SCOTT          | 1,302               | \$321,347   | 87              | \$5,995  | 299                  | \$10,794 | 84                 | \$11,392 | 136                 | \$7,271  | 441                      | \$176,482 |
| SHANNON        | 254                 | \$59,569    | 21              | \$1,415  | 46                   | \$1,384  | 13                 | \$3,920  | 65                  | \$4,230  | 98                       | \$38,640  |
| SHELBY         | 97                  | \$36,858    | 10              | \$570    | 30                   | \$936    | 6                  | \$1,169  | 15                  | \$731    | 77                       | \$20,591  |
| STODDARD       | 812                 | \$230,478   | 92              | \$5,302  | 223                  | \$5,634  | 53                 | \$5,910  | 143                 | \$5,569  | 308                      | \$104,836 |
| STONE          | 448                 | \$123,688   | 28              | \$1,995  | 177                  | \$5,263  | 32                 | \$7,013  | 63                  | \$3,180  | 62                       | \$16,236  |
| SULLIVAN       | 184                 | \$48,030    | 6               | \$801    | 61                   | \$1,838  | 3                  | \$422    | 28                  | \$1,584  | 60                       | \$8,253   |
| TANEY          | 893                 | \$245,029   | 24              | \$1,262  | 362                  | \$10,377 | 52                 | \$6,746  | 61                  | \$2,717  | 62                       | \$15,316  |
| TEXAS          | 727                 | \$133,539   | 88              | \$4,612  | 134                  | \$5,001  | 18                 | \$4,438  | 85                  | \$4,211  | 130                      | \$36,712  |
| VERNON         | 539                 | \$147,787   | 20              | \$1,486  | 81                   | \$3,213  | 29                 | \$3,031  | 107                 | \$5,283  | 66                       | \$11,968  |
| WARREN         | 277                 | \$87,869    | 14              | \$1,690  | 50                   | \$1,738  | 25                 | \$4,631  | 21                  | \$1,169  | 44                       | \$9,823   |
| WASHINGTON     | 1,094               | \$254,401   | 75              | \$7,582  | 137                  | \$3,339  | 43                 | \$5,146  | 142                 | \$9,306  | 195                      | \$73,988  |
| WAYNE          | 332                 | \$129,213   | 51              | \$3,220  | 122                  | \$2,765  | 22                 | \$4,394  | 51                  | \$3,333  | 195                      | \$69,213  |
| WEBSTER        | 420                 | \$95,868    | 49              | \$4,296  | 134                  | \$5,289  | 19                 | \$4,457  | 69                  | \$3,044  | 138                      | \$34,505  |
| WORTH          | 45                  | \$23,838    | 3               | \$212    | 3                    | \$238    | 3                  | \$501    | 2                   | \$79     | 9                        | \$1,397   |
| WRIGHT         | 471                 | \$110,280   | 48              | \$4,172  | 152                  | \$4,695  | 27                 | \$6,530  | 100                 | \$5,507  | 202                      | \$53,793  |
| ST. LOUIS CITY | 5,152               | \$2,253,576 | 653             | \$46,361 | 1,273                | \$40,859 | 551                | \$55,839 | 494                 | \$27,089 | 1,999                    | \$968,925 |
| INVALID COUNTY | 21                  | \$9,605     | 0               | \$0      | 0                    | \$0      | 0                  | \$0      | 1                   | \$45     | 0                        | \$0       |

59

TABLE 4. MISSOURI MEDICAID RECIPIENTS AND PAYMENTS BY TYPE OF SERVICE, AUGUST, 2000

| COUNTY         | CLINIC SERVICES |             | DME SERVICES |             | AUDIOLOGY SERVICES |           | PODIATRY SERVICES |           | PERSONAL CARE SERVICES |              | FAMILY PLANNING |           |
|----------------|-----------------|-------------|--------------|-------------|--------------------|-----------|-------------------|-----------|------------------------|--------------|-----------------|-----------|
|                | RECIPIENTS      | PAYMENTS    | RECIPIENTS   | PAYMENTS    | RECIPIENTS         | PAYMENTS  | RECIPIENTS        | PAYMENTS  | RECIPIENTS             | PAYMENTS     | RECIPIENTS      | PAYMENTS  |
| STATE TOTAL    | 68,815          | \$4,885,411 | 16,513       | \$2,713,117 | 491                | \$111,252 | 4,841             | \$106,054 | 27,680                 | \$10,537,709 | 9,527           | \$717,840 |
| ADAIR          | 343             | \$19,018    | 120          | \$29,872    | 5                  | \$1,101   | 40                | \$1,052   | 187                    | \$52,014     | 83              | \$3,710   |
| ANDREW         | 203             | \$16,137    | 41           | \$6,961     | 1                  | \$19      | 2                 | \$68      | 42                     | \$15,934     | 25              | \$1,896   |
| ATCHISON       | 24              | \$1,558     | 36           | \$3,417     | 0                  | \$0       | 4                 | \$145     | 33                     | \$3,639      | 16              | \$2,113   |
| AUDRAIN        | 232             | \$16,785    | 46           | \$7,130     | 2                  | \$1,041   | 24                | \$357     | 129                    | \$35,711     | 14              | \$442     |
| BARRY          | 844             | \$41,295    | 115          | \$15,899    | 2                  | \$14      | 22                | \$684     | 195                    | \$64,703     | 91              | \$4,912   |
| BARTON         | 289             | \$11,355    | 52           | \$3,547     | 2                  | \$529     | 10                | \$678     | 73                     | \$19,568     | 34              | \$1,696   |
| BATES          | 654             | \$39,144    | 104          | \$12,146    | 0                  | \$0       | 17                | \$340     | 20                     | \$9,240      | 59              | \$12,915  |
| BENTON         | 431             | \$25,567    | 98           | \$18,188    | 1                  | \$522     | 13                | \$379     | 115                    | \$30,956     | 77              | \$2,859   |
| BOLLINGER      | 229             | \$13,142    | 86           | \$8,039     | 2                  | \$45      | 13                | \$510     | 205                    | \$55,963     | 69              | \$6,583   |
| BOONE          | 792             | \$58,499    | 245          | \$76,560    | 6                  | \$3,023   | 46                | \$1,012   | 298                    | \$121,196    | 78              | \$4,348   |
| BUCHANAN       | 2,099           | \$174,585   | 319          | \$37,757    | 5                  | \$1,422   | 92                | \$1,028   | 485                    | \$239,969    | 286             | \$12,934  |
| BUTLER         | 1,114           | \$88,457    | 323          | \$38,924    | 8                  | \$3,307   | 111               | \$2,979   | 780                    | \$228,633    | 240             | \$25,383  |
| CALDWELL       | 176             | \$14,089    | 25           | \$7,284     | 1                  | \$81      | 8                 | \$190     | 47                     | \$9,401      | 25              | \$1,133   |
| CALLAWAY       | 259             | \$14,216    | 94           | \$17,530    | 1                  | \$546     | 22                | \$303     | 122                    | \$30,149     | 19              | \$706     |
| CAMDEN         | 274             | \$15,368    | 95           | \$21,761    | 4                  | \$643     | 44                | \$843     | 102                    | \$26,217     | 31              | \$4,618   |
| CAPE GIRARDEAU | 944             | \$64,987    | 239          | \$38,164    | 19                 | \$1,867   | 85                | \$2,445   | 443                    | \$156,219    | 215             | \$17,855  |
| CARROLL        | 184             | \$10,898    | 68           | \$11,234    | 1                  | \$25      | 13                | \$262     | 62                     | \$12,546     | 38              | \$5,719   |
| CARTER         | 142             | \$8,299     | 50           | \$3,762     | 1                  | \$525     | 7                 | \$297     | 164                    | \$51,652     | 50              | \$2,745   |
| CASS           | 325             | \$24,172    | 122          | \$15,920    | 1                  | \$407     | 22                | \$421     | 130                    | \$37,904     | 41              | \$1,870   |
| CEDAR          | 327             | \$32,868    | 105          | \$10,782    | 1                  | \$522     | 7                 | \$1,283   | 69                     | \$23,891     | 63              | \$6,275   |
| CHARITON       | 83              | \$3,311     | 39           | \$6,088     | 1                  | \$72      | 10                | \$193     | 62                     | \$12,840     | 5               | \$193     |
| CHRISTIAN      | 691             | \$49,871    | 152          | \$22,760    | 7                  | \$590     | 17                | \$925     | 222                    | \$57,461     | 158             | \$8,058   |
| CLARK          | 47              | \$3,355     | 27           | \$1,855     | 1                  | \$53      | 3                 | \$98      | 66                     | \$16,977     | 20              | \$5,424   |
| CLAY           | 949             | \$68,849    | 210          | \$37,482    | 0                  | \$0       | 97                | \$1,449   | 257                    | \$65,409     | 45              | \$2,760   |
| CLINTON        | 374             | \$25,911    | 52           | \$7,132     | 0                  | \$0       | 24                | \$235     | 43                     | \$13,738     | 30              | \$1,098   |
| COLE           | 509             | \$31,909    | 127          | \$11,015    | 3                  | \$1,078   | 27                | \$552     | 167                    | \$49,740     | 16              | \$540     |
| COOPER         | 187             | \$7,876     | 47           | \$11,069    | 0                  | \$0       | 27                | \$282     | 66                     | \$10,939     | 12              | \$407     |
| CRAWFORD       | 794             | \$28,402    | 103          | \$11,552    | 1                  | \$505     | 24                | \$465     | 153                    | \$49,529     | 98              | \$9,791   |
| DADE           | 164             | \$9,573     | 28           | \$1,947     | 1                  | \$19      | 4                 | \$89      | 53                     | \$8,664      | 28              | \$1,514   |
| DALLAS         | 341             | \$19,070    | 94           | \$11,831    | 5                  | \$39      | 10                | \$155     | 117                    | \$27,573     | 49              | \$5,988   |
| DAVISS         | 139             | \$9,512     | 29           | \$2,472     | 0                  | \$0       | 0                 | \$0       | 25                     | \$7,478      | 18              | \$1,197   |
| DEKALB         | 223             | \$19,944    | 47           | \$10,545    | 2                  | \$1,080   | 9                 | \$199     | 85                     | \$18,568     | 23              | \$979     |
| DENT           | 368             | \$20,580    | 94           | \$9,397     | 3                  | \$886     | 13                | \$501     | 128                    | \$39,553     | 76              | \$5,955   |
| DOUGLAS        | 240             | \$16,695    | 78           | \$7,021     | 2                  | \$1,067   | 6                 | \$236     | 109                    | \$26,595     | 60              | \$7,337   |
| DUNKLIN        | 941             | \$72,608    | 461          | \$41,141    | 7                  | \$2,512   | 86                | \$1,822   | 953                    | \$341,020    | 288             | \$41,900  |
| FRANKLIN       | 722             | \$44,787    | 196          | \$40,856    | 4                  | \$1,523   | 57                | \$1,342   | 252                    | \$132,943    | 42              | \$1,501   |
| GASCONADE      | 159             | \$5,549     | 39           | \$4,001     | 0                  | \$0       | 4                 | \$89      | 55                     | \$15,912     | 9               | \$788     |
| GENTRY         | 131             | \$14,024    | 24           | \$4,270     | 2                  | \$563     | 7                 | \$39      | 24                     | \$5,008      | 17              | \$1,033   |
| GREENE         | 4,704           | \$256,466   | 802          | \$108,635   | 38                 | \$3,729   | 139               | \$3,806   | 960                    | \$295,788    | 710             | \$44,043  |
| GRUNDY         | 257             | \$12,421    | 54           | \$6,975     | 9                  | \$1,247   | 42                | \$389     | 133                    | \$25,203     | 38              | \$2,589   |
| HARRISON       | 171             | \$11,304    | 44           | \$3,770     | 4                  | \$1,646   | 4                 | \$216     | 9                      | \$2,504      | 29              | \$914     |
| HENRY          | 387             | \$21,873    | 122          | \$19,100    | 1                  | \$9       | 13                | \$666     | 132                    | \$33,436     | 20              | \$632     |
| HICKORY        | 196             | \$11,187    | 50           | \$4,059     | 2                  | \$895     | 2                 | \$32      | 35                     | \$7,708      | 51              | \$4,785   |
| HOLT           | 40              | \$2,307     | 35           | \$2,893     | 1                  | \$72      | 3                 | \$117     | 23                     | \$4,817      | 9               | \$675     |
| HOWARD         | 126             | \$8,721     | 43           | \$8,103     | 1                  | \$524     | 11                | \$170     | 69                     | \$21,883     | 9               | \$337     |
| HOWELL         | 689             | \$43,093    | 234          | \$26,278    | 11                 | \$1,232   | 51                | \$976     | 301                    | \$81,575     | 169             | \$11,989  |
| IRON           | 468             | \$21,131    | 113          | \$12,176    | 3                  | \$968     | 31                | \$559     | 161                    | \$64,249     | 65              | \$6,423   |
| JACKSON        | 5,352           | \$522,089   | 1,246        | \$335,610   | 20                 | \$6,046   | 592               | \$10,549  | 1,623                  | \$596,986    | 356             | \$21,280  |
| JASPER         | 2,544           | \$186,264   | 506          | \$79,747    | 13                 | \$4,312   | 106               | \$3,114   | 682                    | \$257,334    | 353             | \$23,434  |
| JEFFERSON      | 988             | \$67,326    | 254          | \$57,745    | 9                  | \$3,259   | 170               | \$2,344   | 575                    | \$252,665    | 122             | \$9,332   |
| JOHNSON        | 275             | \$19,110    | 103          | \$10,834    | 1                  | \$72      | 12                | \$258     | 134                    | \$37,046     | 24              | \$894     |
| KNOX           | 65              | \$3,005     | 24           | \$3,091     | 1                  | \$545     | 8                 | \$203     | 59                     | \$9,530      | 17              | \$2,929   |
| LACLEDE        | 773             | \$44,546    | 132          | \$16,216    | 7                  | \$1,092   | 17                | \$890     | 234                    | \$55,106     | 132             | \$9,682   |
| LAFAYETTE      | 327             | \$20,235    | 91           | \$9,096     | 0                  | \$0       | 28                | \$632     | 96                     | \$26,915     | 45              | \$1,550   |
| LAWRENCE       | 749             | \$35,888    | 164          | \$25,142    | 14                 | \$2,854   | 22                | \$1,003   | 239                    | \$76,872     | 112             | \$8,160   |
| LEWIS          | 73              | \$2,643     | 26           | \$2,389     | 5                  | \$1,658   | 16                | \$177     | 59                     | \$14,513     | 21              | \$1,234   |
| LINCOLN        | 387             | \$22,896    | 129          | \$17,414    | 1                  | \$24      | 54                | \$939     | 189                    | \$60,868     | 135             | \$9,398   |

60

TABLE 4. MISSOURI MEDICAID RECIPIENTS AND PAYMENTS BY TYPE OF SERVICE, AUGUST, 2000

| COUNTY         | CLINIC SERVICES |           | DME SERVICES |           | AUDIOLOGY SERVICES |          | PODIATRY SERVICES |          | PERSONAL CARE SERVICES |             | FAMILY PLANNING |          |
|----------------|-----------------|-----------|--------------|-----------|--------------------|----------|-------------------|----------|------------------------|-------------|-----------------|----------|
|                | RECIPIENTS      | PAYMENTS  | RECIPIENTS   | PAYMENTS  | RECIPIENTS         | PAYMENTS | RECIPIENTS        | PAYMENTS | RECIPIENTS             | PAYMENTS    | RECIPIENTS      | PAYMENTS |
| LINN           | 296             | \$12,846  | 81           | \$8,895   | 0                  | \$0      | 11                | \$166    | 135                    | \$27,515    | 48              | \$5,778  |
| LIVINGSTON     | 346             | \$19,378  | 54           | \$6,269   | 2                  | \$598    | 23                | \$433    | 123                    | \$25,902    | 28              | \$3,522  |
| MCDONALD       | 362             | \$25,467  | 86           | \$15,951  | 2                  | \$5      | 14                | \$339    | 140                    | \$49,271    | 64              | \$3,942  |
| MACON          | 223             | \$9,677   | 71           | \$11,671  | 0                  | \$0      | 26                | \$648    | 138                    | \$49,852    | 36              | \$3,440  |
| MADISON        | 392             | \$11,795  | 87           | \$7,054   | 6                  | \$679    | 37                | \$505    | 162                    | \$41,175    | 62              | \$2,869  |
| MARIES         | 161             | \$6,761   | 40           | \$3,426   | 1                  | \$521    | 3                 | \$63     | 45                     | \$14,447    | 30              | \$931    |
| MARION         | 504             | \$17,362  | 129          | \$19,499  | 6                  | \$2,286  | 63                | \$1,237  | 194                    | \$72,839    | 138             | \$10,218 |
| MERCER         | 39              | \$3,627   | 21           | \$2,876   | 1                  | \$545    | 0                 | \$0      | 55                     | \$8,875     | 5               | \$141    |
| MILLER         | 348             | \$21,141  | 90           | \$7,645   | 1                  | \$501    | 8                 | \$174    | 115                    | \$27,291    | 16              | \$991    |
| MISSISSIPPI    | 723             | \$49,407  | 171          | \$13,966  | 10                 | \$2,535  | 19                | \$389    | 324                    | \$136,767   | 99              | \$6,878  |
| MONITEAU       | 165             | \$7,988   | 25           | \$3,755   | 0                  | \$0      | 5                 | \$31     | 50                     | \$7,114     | 7               | \$76     |
| MONROE         | 119             | \$6,762   | 32           | \$2,805   | 1                  | \$525    | 2                 | \$23     | 90                     | \$25,195    | 6               | \$155    |
| MONTGOMERY     | 113             | \$5,184   | 41           | \$3,793   | 1                  | \$520    | 12                | \$401    | 76                     | \$19,144    | 16              | \$546    |
| MORGAN         | 355             | \$27,708  | 92           | \$15,190  | 1                  | \$25     | 17                | \$441    | 121                    | \$23,117    | 10              | \$742    |
| NEW MADRID     | 697             | \$48,342  | 193          | \$36,703  | 9                  | \$3,216  | 53                | \$1,477  | 586                    | \$213,594   | 78              | \$5,800  |
| NEWTON         | 1,015           | \$68,939  | 183          | \$23,487  | 8                  | \$3,676  | 37                | \$569    | 214                    | \$86,409    | 119             | \$13,526 |
| NODAWAY        | 271             | \$13,948  | 52           | \$9,346   | 3                  | \$1,615  | 20                | \$266    | 42                     | \$8,496     | 32              | \$1,322  |
| OREGON         | 183             | \$10,535  | 98           | \$9,792   | 2                  | \$551    | 12                | \$705    | 191                    | \$64,755    | 51              | \$2,746  |
| OSAGE          | 88              | \$7,664   | 38           | \$13,740  | 1                  | \$24     | 9                 | \$56     | 46                     | \$13,339    | 6               | \$338    |
| OZARK          | 145             | \$7,824   | 64           | \$6,223   | 0                  | \$0      | 14                | \$162    | 116                    | \$30,784    | 46              | \$6,484  |
| PEMISCOT       | 618             | \$46,516  | 171          | \$22,392  | 11                 | \$2,058  | 46                | \$1,016  | 835                    | \$306,301   | 145             | \$17,088 |
| PERRY          | 280             | \$17,939  | 62           | \$12,873  | 7                  | \$94     | 14                | \$274    | 99                     | \$31,576    | 55              | \$4,922  |
| PETTIS         | 497             | \$29,006  | 135          | \$39,694  | 0                  | \$0      | 53                | \$884    | 186                    | \$43,723    | 27              | \$1,974  |
| PHELPS         | 741             | \$44,490  | 160          | \$37,899  | 1                  | \$525    | 41                | \$870    | 212                    | \$58,905    | 181             | \$10,823 |
| PIKE           | 304             | \$17,705  | 73           | \$7,369   | 2                  | \$933    | 27                | \$1,095  | 99                     | \$21,696    | 81              | \$5,711  |
| PLATTE         | 297             | \$18,943  | 58           | \$9,625   | 1                  | \$488    | 47                | \$531    | 89                     | \$29,496    | 23              | \$1,494  |
| POLK           | 632             | \$37,659  | 143          | \$12,621  | 6                  | \$589    | 15                | \$500    | 127                    | \$30,204    | 80              | \$3,752  |
| PULASKI        | 409             | \$20,838  | 161          | \$28,962  | 3                  | \$515    | 16                | \$535    | 154                    | \$45,864    | 125             | \$8,362  |
| PUTMAN         | 55              | \$6,517   | 39           | \$5,941   | 1                  | \$546    | 11                | \$130    | 40                     | \$9,995     | 19              | \$250    |
| RALLS          | 108             | \$3,598   | 21           | \$1,789   | 1                  | \$525    | 8                 | \$112    | 41                     | \$11,750    | 24              | \$1,150  |
| RANDOLPH       | 298             | \$14,730  | 118          | \$13,892  | 2                  | \$205    | 30                | \$802    | 212                    | \$72,547    | 18              | \$556    |
| RAY            | 168             | \$14,884  | 55           | \$6,354   | 1                  | \$45     | 13                | \$211    | 84                     | \$17,237    | 9               | \$532    |
| REYNOLDS       | 198             | \$11,663  | 74           | \$9,337   | 1                  | \$555    | 7                 | \$360    | 137                    | \$34,364    | 54              | \$5,018  |
| RIPLEY         | 535             | \$23,973  | 136          | \$11,466  | 2                  | \$550    | 31                | \$1,065  | 379                    | \$103,415   | 117             | \$13,373 |
| ST. CHARLES    | 780             | \$45,965  | 176          | \$41,162  | 9                  | \$2,443  | 77                | \$1,429  | 321                    | \$153,444   | 86              | \$4,777  |
| ST. CLAIR      | 139             | \$9,453   | 49           | \$9,720   | 0                  | \$0      | 1                 | \$15     | 15                     | \$4,140     | 9               | \$315    |
| ST. FRANCOIS   | 2,570           | \$114,674 | 388          | \$40,658  | 10                 | \$2,841  | 151               | \$4,378  | 651                    | \$244,443   | 363             | \$17,844 |
| STE. GENEVIEVE | 244             | \$11,305  | 62           | \$5,394   | 5                  | \$106    | 25                | \$435    | 118                    | \$38,326    | 43              | \$1,295  |
| ST. LOUIS      | 4,104           | \$417,063 | 977          | \$185,894 | 27                 | \$5,636  | 459               | \$8,512  | 2,109                  | \$1,325,899 | 376             | \$21,415 |
| SALINE         | 655             | \$33,926  | 105          | \$10,802  | 4                  | \$622    | 68                | \$1,149  | 212                    | \$59,923    | 30              | \$971    |
| SCHUYLER       | 65              | \$3,596   | 30           | \$4,918   | 2                  | \$1,071  | 8                 | \$121    | 60                     | \$17,107    | 13              | \$330    |
| SCOTLAND       | 72              | \$5,586   | 35           | \$2,339   | 0                  | \$0      | 10                | \$164    | 63                     | \$18,459    | 25              | \$1,072  |
| SCOTT          | 1,657           | \$100,494 | 356          | \$38,162  | 11                 | \$898    | 51                | \$1,090  | 572                    | \$247,599   | 194             | \$16,999 |
| SHANNON        | 153             | \$8,923   | 70           | \$5,929   | 2                  | \$14     | 4                 | \$65     | 124                    | \$38,220    | 68              | \$5,050  |
| SHELBY         | 70              | \$2,795   | 34           | \$5,446   | 1                  | \$525    | 6                 | \$153    | 57                     | \$11,317    | 12              | \$1,701  |
| STODDARD       | 697             | \$42,873  | 234          | \$20,539  | 9                  | \$1,516  | 80                | \$1,874  | 462                    | \$175,694   | 152             | \$21,904 |
| STONE          | 414             | \$31,439  | 77           | \$13,942  | 6                  | \$1,029  | 10                | \$404    | 109                    | \$24,081    | 86              | \$11,375 |
| SULLIVAN       | 134             | \$6,928   | 61           | \$5,179   | 6                  | \$658    | 4                 | \$44     | 84                     | \$15,923    | 38              | \$1,163  |
| TANEY          | 736             | \$42,295  | 95           | \$22,807  | 9                  | \$49     | 25                | \$875    | 135                    | \$28,569    | 126             | \$21,182 |
| TEXAS          | 564             | \$26,690  | 126          | \$14,180  | 9                  | \$2,090  | 21                | \$483    | 156                    | \$41,512    | 132             | \$5,702  |
| VERNON         | 733             | \$52,428  | 150          | \$14,170  | 3                  | \$76     | 43                | \$781    | 100                    | \$37,573    | 74              | \$5,280  |
| WARREN         | 273             | \$14,222  | 44           | \$6,186   | 0                  | \$0      | 12                | \$262    | 48                     | \$7,398     | 58              | \$2,855  |
| WASHINGTON     | 689             | \$61,586  | 222          | \$31,424  | 4                  | \$88     | 59                | \$1,164  | 297                    | \$91,736    | 193             | \$12,964 |
| WAYNE          | 277             | \$22,959  | 133          | \$28,804  | 3                  | \$1,471  | 51                | \$1,438  | 237                    | \$57,699    | 104             | \$10,437 |
| WEBSTER        | 475             | \$20,714  | 118          | \$13,001  | 3                  | \$50     | 17                | \$358    | 165                    | \$47,225    | 78              | \$4,481  |
| WORTH          | 44              | \$5,242   | 5            | \$441     | 1                  | \$9      | 2                 | \$30     | 9                      | \$1,589     | 3               | \$139    |
| WRIGHT         | 439             | \$22,741  | 150          | \$17,437  | 2                  | \$54     | 16                | \$483    | 252                    | \$63,985    | 103             | \$6,903  |
| ST. LOUIS CITY | 5,614           | \$635,582 | 1,359        | \$355,606 | 28                 | \$8,712  | 549               | \$12,836 | 3,416                  | \$1,974,384 | 338             | \$18,832 |
| INVALID COUNTY | 12              | \$286     | 1            | \$35      | 0                  | \$0      | 0                 | \$0      | 0                      | \$0         | 3               | \$93     |



TABLE 4. MISSOURI MEDICAID RECIPIENTS AND PAYMENTS BY TYPE OF SERVICE, AUGUST, 2000

| COUNTY         | EPSDT SERV -- SCREEN |           | REHAB CENTER SERV. |          | INTERMEDIATE CARE FACILITY / MR |             | HOSPICE    |             | MENTAL HOSPITAL SERVICES |          | PSYCHIATRIC CARE UNDER AGE 22 |           |
|----------------|----------------------|-----------|--------------------|----------|---------------------------------|-------------|------------|-------------|--------------------------|----------|-------------------------------|-----------|
|                | RECIPIENTS           | PAYMENTS  | RECIPIENTS         | PAYMENTS | RECIPIENTS                      | PAYMENTS    | RECIPIENTS | PAYMENTS    | RECIPIENTS               | PAYMENTS | RECIPIENTS                    | PAYMENTS  |
| STATE TOTAL    | 7,530                | \$471,179 | 161                | \$23,259 | 1,160                           | \$7,836,771 | 515        | \$1,303,613 | 32                       | \$55,237 | 225                           | \$397,725 |
| ADAIR          | 32                   | \$2,040   | 0                  | \$0      | 0                               | \$0         | 1          | \$71        | 0                        | \$0      | 1                             | \$256     |
| ANDREW         | 36                   | \$2,551   | 14                 | \$2,317  | 0                               | \$0         | 5          | \$11,116    | 0                        | \$0      | 0                             | \$0       |
| ATCHISON       | 19                   | \$855     | 0                  | \$0      | 0                               | \$0         | 0          | \$0         | 0                        | \$0      | 1                             | \$3,957   |
| AUDRAIN        | 4                    | \$240     | 0                  | \$0      | 0                               | \$0         | 1          | \$1,536     | 0                        | \$0      | 0                             | \$0       |
| BARRY          | 85                   | \$5,457   | 1                  | \$34     | 0                               | \$0         | 8          | \$18,489    | 0                        | \$0      | 0                             | \$0       |
| BARTON         | 33                   | \$1,853   | 0                  | \$0      | 0                               | \$0         | 0          | \$0         | 0                        | \$0      | 0                             | \$0       |
| BATES          | 37                   | \$2,400   | 0                  | \$0      | 0                               | \$0         | 2          | \$43,106    | 0                        | \$0      | 0                             | \$0       |
| BENTON         | 72                   | \$5,020   | 6                  | \$494    | 0                               | \$0         | 4          | \$9,250     | 0                        | \$0      | 0                             | \$0       |
| BOLLINGER      | 34                   | \$2,100   | 0                  | \$0      | 0                               | \$0         | 1          | \$2,580     | 0                        | \$0      | 0                             | \$0       |
| BOONE          | 19                   | \$1,180   | 0                  | \$0      | 0                               | \$0         | 3          | \$4,110     | 1                        | \$44     | 18                            | \$35,552  |
| BUCHANAN       | 373                  | \$24,079  | 21                 | \$2,623  | 0                               | \$0         | 9          | \$18,128    | 0                        | \$0      | 0                             | \$0       |
| BUTLER         | 281                  | \$17,604  | 0                  | \$0      | 37                              | \$238,431   | 0          | \$0         | 0                        | \$0      | 0                             | \$0       |
| CALDWELL       | 7                    | \$420     | 0                  | \$0      | 0                               | \$0         | 1          | \$620       | 0                        | \$0      | 0                             | \$0       |
| CALLAWAY       | 10                   | \$600     | 1                  | \$79     | 0                               | \$0         | 1          | \$682       | 11                       | \$5,859  | 4                             | \$17,101  |
| CAMDEN         | 8                    | \$420     | 2                  | \$247    | 0                               | \$0         | 1          | \$597       | 0                        | \$0      | 2                             | \$4,783   |
| CAPE GIRARDEAU | 86                   | \$6,240   | 1                  | \$130    | 0                               | \$0         | 9          | \$12,060    | 0                        | \$0      | 0                             | \$0       |
| CARROLL        | 67                   | \$4,380   | 0                  | \$0      | 0                               | \$0         | 1          | \$1,412     | 0                        | \$0      | 0                             | \$0       |
| CARTER         | 43                   | \$2,774   | 0                  | \$0      | 0                               | \$0         | 0          | \$0         | 0                        | \$0      | 0                             | \$0       |
| CASS           | 5                    | \$300     | 4                  | \$756    | 0                               | \$0         | 6          | \$10,669    | 0                        | \$0      | 1                             | \$1,969   |
| CEDAR          | 36                   | \$2,301   | 0                  | \$0      | 0                               | \$0         | 1          | \$3,304     | 0                        | \$0      | 0                             | \$0       |
| CHARITON       | 0                    | \$0       | 0                  | \$0      | 0                               | \$0         | 0          | \$0         | 0                        | \$0      | 1                             | \$49      |
| CHRISTIAN      | 200                  | \$12,440  | 6                  | \$2,136  | 0                               | \$0         | 5          | \$12,814    | 0                        | \$0      | 0                             | \$0       |
| CLARK          | 25                   | \$1,686   | 0                  | \$0      | 0                               | \$0         | 0          | \$0         | 0                        | \$0      | 0                             | \$0       |
| CLAY           | 13                   | \$747     | 0                  | \$0      | 0                               | \$0         | 20         | \$43,897    | 0                        | \$0      | 4                             | \$10,122  |
| CLINTON        | 38                   | \$2,355   | 5                  | \$691    | 0                               | \$0         | 1          | \$1,412     | 0                        | \$0      | 0                             | \$0       |
| COLE           | 9                    | \$500     | 0                  | \$0      | 0                               | \$0         | 3          | \$7,064     | 0                        | \$0      | 5                             | \$1,037   |
| COOPER         | 3                    | \$180     | 0                  | \$0      | 0                               | \$0         | 0          | \$0         | 0                        | \$0      | 3                             | \$2,581   |
| CRAWFORD       | 53                   | \$3,450   | 0                  | \$0      | 0                               | \$0         | 1          | \$5,058     | 0                        | \$0      | 0                             | \$0       |
| DADE           | 14                   | \$867     | 2                  | \$554    | 0                               | \$0         | 1          | \$1,859     | 0                        | \$0      | 0                             | \$0       |
| DALLAS         | 54                   | \$2,946   | 0                  | \$0      | 0                               | \$0         | 0          | \$0         | 0                        | \$0      | 0                             | \$0       |
| DAVISS         | 28                   | \$1,680   | 0                  | \$0      | 0                               | \$0         | 0          | \$0         | 0                        | \$0      | 0                             | \$0       |
| DEKALB         | 14                   | \$840     | 0                  | \$0      | 0                               | \$0         | 2          | \$2,410     | 0                        | \$0      | 0                             | \$0       |
| DENT           | 71                   | \$4,380   | 0                  | \$0      | 0                               | \$0         | 1          | \$2,127     | 0                        | \$0      | 2                             | \$2,168   |
| DOUGLAS        | 45                   | \$2,801   | 0                  | \$0      | 0                               | \$0         | 3          | \$5,719     | 0                        | \$0      | 0                             | \$0       |
| DUNKLIN        | 282                  | \$18,857  | 0                  | \$0      | 0                               | \$0         | 1          | \$239       | 0                        | \$0      | 3                             | \$33,978  |
| FRANKLIN       | 5                    | \$300     | 0                  | \$0      | 0                               | \$0         | 5          | \$17,241    | 0                        | \$0      | 3                             | \$124     |
| GASCONADE      | 2                    | \$180     | 1                  | \$41     | 0                               | \$0         | 0          | \$0         | 0                        | \$0      | 0                             | \$0       |
| GENRY          | 21                   | \$1,451   | 0                  | \$0      | 0                               | \$0         | 0          | \$0         | 0                        | \$0      | 0                             | \$0       |
| GREENE         | 950                  | \$56,858  | 8                  | \$1,271  | 0                               | \$0         | 28         | \$57,300    | 0                        | \$0      | 2                             | \$8,690   |
| GRUNDY         | 12                   | \$720     | 0                  | \$0      | 0                               | \$0         | 0          | \$0         | 1                        | \$69     | 0                             | \$0       |
| HARRISON       | 25                   | \$590     | 0                  | \$0      | 0                               | \$0         | 0          | \$0         | 0                        | \$0      | 0                             | \$0       |
| HENRY          | 5                    | \$300     | 0                  | \$0      | 0                               | \$0         | 0          | \$0         | 0                        | \$0      | 0                             | \$0       |
| HICKORY        | 11                   | \$746     | 0                  | \$0      | 0                               | \$0         | 0          | \$0         | 0                        | \$0      | 0                             | \$0       |
| HOLT           | 5                    | \$435     | 0                  | \$0      | 0                               | \$0         | 0          | \$0         | 0                        | \$0      | 0                             | \$0       |
| HOWARD         | 0                    | \$0       | 0                  | \$0      | 0                               | \$0         | 1          | \$2,560     | 0                        | \$0      | 1                             | \$430     |
| HOWELL         | 122                  | \$7,145   | 6                  | \$753    | 0                               | \$0         | 4          | \$3,992     | 0                        | \$0      | 0                             | \$0       |
| IRON           | 75                   | \$4,690   | 0                  | \$0      | 0                               | \$0         | 0          | \$0         | 1                        | \$19     | 0                             | \$0       |
| JACKSON        | 119                  | \$7,452   | 1                  | \$53     | 0                               | \$0         | 91         | \$215,467   | 0                        | \$0      | 55                            | \$30,480  |
| JASPER         | 488                  | \$29,372  | 0                  | \$0      | 0                               | \$0         | 15         | \$24,690    | 0                        | \$0      | 0                             | \$0       |
| JEFFERSON      | 30                   | \$1,873   | 7                  | \$345    | 0                               | \$0         | 20         | \$50,385    | 0                        | \$0      | 3                             | \$19,919  |
| JOHNSON        | 4                    | \$300     | 1                  | \$32     | 0                               | \$0         | 1          | \$4,500     | 0                        | \$0      | 1                             | \$105     |
| KNOX           | 15                   | \$904     | 0                  | \$0      | 0                               | \$0         | 2          | \$4,273     | 0                        | \$0      | 0                             | \$0       |
| LACLEDE        | 25                   | \$1,739   | 0                  | \$0      | 0                               | \$0         | 4          | \$7,711     | 0                        | \$0      | 2                             | \$84      |
| LAFAYETTE      | 1                    | \$0       | 0                  | \$0      | 138                             | \$917,084   | 1          | \$1,044     | 0                        | \$0      | 1                             | \$2,581   |
| LAWRENCE       | 137                  | \$8,000   | 0                  | \$0      | 0                               | \$0         | 2          | \$3,852     | 0                        | \$0      | 0                             | \$0       |
| LEWIS          | 20                   | \$1,107   | 0                  | \$0      | 0                               | \$0         | 0          | \$0         | 0                        | \$0      | 0                             | \$0       |
| LINCOLN        | 130                  | \$8,513   | 0                  | \$0      | 0                               | \$0         | 8          | \$25,914    | 0                        | \$0      | 1                             | \$2,586   |

TABLE 4. MISSOURI MEDICAID RECIPIENTS AND PAYMENTS BY TYPE OF SERVICE, AUGUST, 2000

| COUNTY         | EPSDT SERV -- SCREEN |          | REHAB CENTER SERV. |          | INTERMEDIATE CARE FACILITY / MR |             | HOSPICE    |           | MENTAL HOSPITAL SERVICES |          | PSYCHIATRIC CARE UNDER AGE 22 |          |
|----------------|----------------------|----------|--------------------|----------|---------------------------------|-------------|------------|-----------|--------------------------|----------|-------------------------------|----------|
|                | RECIPIENTS           | PAYMENTS | RECIPIENTS         | PAYMENTS | RECIPIENTS                      | PAYMENTS    | RECIPIENTS | PAYMENTS  | RECIPIENTS               | PAYMENTS | RECIPIENTS                    | PAYMENTS |
| LINN           | 16                   | \$963    | 0                  | \$0      | 0                               | \$0         | 3          | \$25,139  | 0                        | \$0      | 0                             | \$0      |
| LIVINGSTON     | 37                   | \$2,190  | 0                  | \$0      | 0                               | \$0         | 1          | \$3,329   | 0                        | \$0      | 0                             | \$0      |
| MCDONALD       | 82                   | \$4,980  | 0                  | \$0      | 0                               | \$0         | 3          | \$3,319   | 0                        | \$0      | 0                             | \$0      |
| MACON          | 23                   | \$1,509  | 0                  | \$0      | 0                               | \$0         | 3          | \$6,751   | 0                        | \$0      | 1                             | \$4,732  |
| MADISON        | 35                   | \$2,100  | 0                  | \$0      | 0                               | \$0         | 2          | \$9,389   | 0                        | \$0      | 1                             | \$17,525 |
| MARIES         | 17                   | \$1,020  | 0                  | \$0      | 0                               | \$0         | 0          | \$0       | 0                        | \$0      | 0                             | \$0      |
| MARION         | 141                  | \$8,652  | 0                  | \$0      | 0                               | \$0         | 3          | \$9,809   | 0                        | \$0      | 0                             | \$0      |
| MERCER         | 1                    | \$60     | 0                  | \$0      | 0                               | \$0         | 0          | \$0       | 0                        | \$0      | 0                             | \$0      |
| MILLER         | 4                    | \$240    | 0                  | \$0      | 0                               | \$0         | 1          | \$6,060   | 0                        | \$0      | 2                             | \$97     |
| MISSISSIPPI    | 93                   | \$5,747  | 0                  | \$0      | 0                               | \$0         | 0          | \$0       | 0                        | \$0      | 0                             | \$0      |
| MONITEAU       | 0                    | \$0      | 1                  | \$97     | 0                               | \$0         | 2          | \$10,290  | 0                        | \$0      | 2                             | \$183    |
| MONROE         | 0                    | \$0      | 0                  | \$0      | 0                               | \$0         | 0          | \$0       | 0                        | \$0      | 0                             | \$0      |
| MONTGOMERY     | 2                    | \$180    | 0                  | \$0      | 0                               | \$0         | 3          | \$5,123   | 1                        | \$9,895  | 0                             | \$0      |
| MORGAN         | 1                    | \$60     | 2                  | \$135    | 0                               | \$0         | 0          | \$0       | 0                        | \$0      | 2                             | \$74     |
| NEW MADRID     | 114                  | \$7,242  | 9                  | \$963    | 0                               | \$0         | 0          | \$0       | 0                        | \$0      | 0                             | \$0      |
| NEWTON         | 221                  | \$13,488 | 0                  | \$0      | 0                               | \$0         | 9          | \$19,836  | 0                        | \$0      | 0                             | \$0      |
| NODAWAY        | 34                   | \$1,942  | 0                  | \$0      | 0                               | \$0         | 0          | \$0       | 0                        | \$0      | 0                             | \$0      |
| OREGON         | 53                   | \$3,531  | 0                  | \$0      | 0                               | \$0         | 2          | \$4,683   | 0                        | \$0      | 0                             | \$0      |
| OSAGE          | 0                    | \$0      | 1                  | \$18     | 0                               | \$0         | 0          | \$0       | 0                        | \$0      | 0                             | \$0      |
| OZARK          | 20                   | \$1,161  | 0                  | \$0      | 0                               | \$0         | 0          | \$0       | 0                        | \$0      | 0                             | \$0      |
| PEMISCOT       | 83                   | \$5,158  | 0                  | \$0      | 0                               | \$0         | 1          | \$2,070   | 0                        | \$0      | 0                             | \$0      |
| PERRY          | 19                   | \$1,440  | 0                  | \$0      | 0                               | \$0         | 3          | \$15,183  | 0                        | \$0      | 0                             | \$0      |
| PETTIS         | 37                   | \$2,280  | 3                  | \$376    | 0                               | \$0         | 1          | \$383     | 1                        | \$12     | 2                             | \$15,131 |
| PHELPS         | 123                  | \$7,330  | 0                  | \$0      | 0                               | \$0         | 1          | \$1,771   | 0                        | \$0      | 2                             | \$18,511 |
| PIKE           | 55                   | \$3,235  | 0                  | \$0      | 0                               | \$0         | 5          | \$21,331  | 0                        | \$0      | 1                             | \$22     |
| PLATTE         | 3                    | \$180    | 0                  | \$0      | 0                               | \$0         | 8          | \$29,351  | 0                        | \$0      | 1                             | \$807    |
| POLK           | 68                   | \$4,046  | 0                  | \$0      | 0                               | \$0         | 0          | \$0       | 0                        | \$0      | 0                             | \$0      |
| PULASKI        | 55                   | \$3,659  | 4                  | \$870    | 0                               | \$0         | 0          | \$0       | 0                        | \$0      | 0                             | \$0      |
| PUTMAN         | 5                    | \$300    | 0                  | \$0      | 0                               | \$0         | 0          | \$0       | 0                        | \$0      | 0                             | \$0      |
| RALLS          | 31                   | \$1,980  | 0                  | \$0      | 0                               | \$0         | 0          | \$0       | 0                        | \$0      | 0                             | \$0      |
| RANDOLPH       | 2                    | \$120    | 1                  | \$32     | 0                               | \$0         | 0          | \$0       | 0                        | \$0      | 1                             | \$76     |
| RAY            | 1                    | \$60     | 0                  | \$0      | 0                               | \$0         | 4          | \$19,774  | 0                        | \$0      | 0                             | \$0      |
| REYNOLDS       | 32                   | \$1,935  | 0                  | \$0      | 0                               | \$0         | 0          | \$0       | 0                        | \$0      | 0                             | \$0      |
| RIPLEY         | 48                   | \$3,012  | 0                  | \$0      | 0                               | \$0         | 0          | \$0       | 0                        | \$0      | 0                             | \$0      |
| ST. CHARLES    | 14                   | \$818    | 0                  | \$0      | 69                              | \$422,439   | 18         | \$46,130  | 0                        | \$0      | 5                             | \$38,331 |
| ST. CLAIR      | 2                    | \$120    | 0                  | \$0      | 0                               | \$0         | 0          | \$0       | 0                        | \$0      | 0                             | \$0      |
| ST. FRANCOIS   | 213                  | \$12,867 | 2                  | \$361    | 0                               | \$0         | 21         | \$36,075  | 1                        | \$5      | 2                             | \$15,032 |
| STE. GENEVIEVE | 54                   | \$3,190  | 0                  | \$0      | 0                               | \$0         | 3          | \$8,602   | 0                        | \$0      | 2                             | \$17,525 |
| ST. LOUIS      | 88                   | \$6,010  | 10                 | \$1,155  | 140                             | \$908,578   | 75         | \$186,896 | 0                        | \$0      | 22                            | \$65,137 |
| SALINE         | 10                   | \$660    | 2                  | \$208    | 252                             | \$1,731,147 | 2          | \$1,972   | 13                       | \$39,291 | 4                             | \$1,254  |
| SCHUYLER       | 12                   | \$841    | 0                  | \$0      | 0                               | \$0         | 0          | \$0       | 0                        | \$0      | 0                             | \$0      |
| SCOTLAND       | 30                   | \$1,782  | 0                  | \$0      | 0                               | \$0         | 0          | \$0       | 0                        | \$0      | 0                             | \$0      |
| SCOTT          | 255                  | \$16,000 | 4                  | \$213    | 32                              | \$242,392   | 0          | \$0       | 0                        | \$0      | 0                             | \$0      |
| SHANNON        | 24                   | \$1,503  | 0                  | \$0      | 0                               | \$0         | 1          | \$975     | 0                        | \$0      | 0                             | \$0      |
| SHELBY         | 11                   | \$660    | 0                  | \$0      | 0                               | \$0         | 1          | \$1,280   | 0                        | \$0      | 0                             | \$0      |
| STODDARD       | 131                  | \$8,578  | 0                  | \$0      | 0                               | \$0         | 2          | \$6,667   | 0                        | \$0      | 0                             | \$0      |
| STONE          | 102                  | \$7,086  | 2                  | \$192    | 0                               | \$0         | 7          | \$18,573  | 0                        | \$0      | 0                             | \$0      |
| SULLIVAN       | 7                    | \$438    | 0                  | \$0      | 0                               | \$0         | 1          | \$458     | 0                        | \$0      | 0                             | \$0      |
| TANEY          | 172                  | \$11,263 | 0                  | \$0      | 0                               | \$0         | 9          | \$25,786  | 0                        | \$0      | 0                             | \$0      |
| TEXAS          | 47                   | \$2,901  | 1                  | \$162    | 0                               | \$0         | 0          | \$0       | 0                        | \$0      | 0                             | \$0      |
| VERNON         | 65                   | \$3,978  | 0                  | \$0      | 125                             | \$952,305   | 0          | \$0       | 0                        | \$0      | 1                             | \$7,877  |
| WARREN         | 49                   | \$3,089  | 0                  | \$0      | 0                               | \$0         | 2          | \$29,936  | 0                        | \$0      | 0                             | \$0      |
| WASHINGTON     | 99                   | \$6,179  | 0                  | \$0      | 0                               | \$0         | 2          | \$2,021   | 0                        | \$0      | 0                             | \$0      |
| WAYNE          | 82                   | \$5,568  | 0                  | \$0      | 0                               | \$0         | 1          | \$85      | 0                        | \$0      | 0                             | \$0      |
| WEBSTER        | 112                  | \$6,700  | 0                  | \$0      | 0                               | \$0         | 3          | \$8,190   | 0                        | \$0      | 0                             | \$0      |
| WORTH          | 5                    | \$210    | 0                  | \$0      | 0                               | \$0         | 0          | \$0       | 0                        | \$0      | 0                             | \$0      |
| WRIGHT         | 65                   | \$4,035  | 2                  | \$137    | 0                               | \$0         | 1          | \$2,074   | 0                        | \$0      | 0                             | \$0      |
| ST. LOUIS CITY | 86                   | \$7,607  | 30                 | \$5,831  | 367                             | \$2,424,391 | 37         | \$95,011  | 2                        | \$38     | 59                            | \$45,617 |
| INVALID COUNTY | 1                    | \$60     | 0                  | \$0      | 0                               | \$0         | 0          | \$0       | 0                        | \$0      | 1                             | \$1,290  |

63

TABLE 4. MISSOURI MEDICAID RECIPIENTS AND PAYMENTS BY TYPE OF SERVICE, AUGUST, 2000

| COUNTY         | HOME HEALTH SERVICES |           | PHYSICAL DISABLED WAIVER |           | ADULT DAY HEALTH SERVICES |           | PRIVATE HOME ICF / MR |           | DIABETES SELF-MGMT TRAINING |          | MR / DD WAIVER |              |
|----------------|----------------------|-----------|--------------------------|-----------|---------------------------|-----------|-----------------------|-----------|-----------------------------|----------|----------------|--------------|
|                | RECIPIENTS           | PAYMENTS  | RECIPIENTS               | PAYMENTS  | RECIPIENTS                | PAYMENTS  | RECIPIENTS            | PAYMENTS  | RECIPIENTS                  | PAYMENTS | RECIPIENTS     | PAYMENTS     |
| STATE TOTAL    | 646                  | \$374,590 | 14                       | \$165,065 | 679                       | \$528,085 | 83                    | \$404,182 | 15                          | \$580    | 6,534          | \$17,611,535 |
| ADAIR          | 4                    | \$3,540   | 0                        | \$0       | 0                         | \$0       | 0                     | \$0       | 0                           | \$0      | 121            | \$325,307    |
| ANDREW         | 0                    | \$0       | 0                        | \$0       | 0                         | \$0       | 0                     | \$0       | 0                           | \$0      | 13             | \$35,859     |
| ATCHISON       | 0                    | \$299-    | 0                        | \$0       | 0                         | \$0       | 0                     | \$0       | 0                           | \$0      | 12             | \$21,424     |
| AUDRAIN        | 2                    | \$1,163   | 0                        | \$0       | 0                         | \$0       | 0                     | \$0       | 0                           | \$0      | 48             | \$113,295    |
| BARRY          | 5                    | \$1,848   | 0                        | \$0       | 0                         | \$0       | 0                     | \$0       | 0                           | \$0      | 35             | \$85,403     |
| BARTON         | 4                    | \$1,755   | 0                        | \$0       | 2                         | \$786     | 0                     | \$0       | 0                           | \$0      | 23             | \$41,899     |
| BATES          | 0                    | \$0       | 0                        | \$0       | 0                         | \$0       | 0                     | \$0       | 0                           | \$0      | 9              | \$27,128     |
| BENTON         | 7                    | \$3,078   | 1                        | \$15,000  | 0                         | \$0       | 0                     | \$0       | 0                           | \$0      | 33             | \$30,298     |
| BOLLINGER      | 3                    | \$892     | 0                        | \$0       | 0                         | \$0       | 0                     | \$0       | 1                           | \$40     | 25             | \$17,373     |
| BOONE          | 16                   | \$5,505   | 0                        | \$0       | 8                         | \$4,938   | 0                     | \$0       | 0                           | \$0      | 221            | \$711,153    |
| BUCHANAN       | 3                    | \$436     | 0                        | \$0       | 0                         | \$0       | 0                     | \$0       | 0                           | \$0      | 154            | \$591,745    |
| BUTLER         | 7                    | \$2,645   | 0                        | \$0       | 0                         | \$0       | 0                     | \$0       | 0                           | \$0      | 104            | \$282,750    |
| CALDWELL       | 0                    | \$0       | 0                        | \$0       | 0                         | \$0       | 0                     | \$0       | 0                           | \$0      | 4              | \$8,094      |
| CALLAWAY       | 3                    | \$2,352   | 0                        | \$0       | 0                         | \$0       | 0                     | \$0       | 0                           | \$0      | 48             | \$91,654     |
| CAMDEN         | 3                    | \$2,494   | 0                        | \$0       | 1                         | \$1,442   | 0                     | \$0       | 0                           | \$0      | 39             | \$108,816    |
| CAPE GIRARDEAU | 1                    | \$741     | 0                        | \$0       | 1                         | \$830     | 0                     | \$0       | 3                           | \$100    | 99             | \$205,944    |
| CARROLL        | 2                    | \$775     | 0                        | \$0       | 0                         | \$0       | 0                     | \$0       | 0                           | \$0      | 25             | \$59,385     |
| CARTER         | 1                    | \$1,676   | 0                        | \$0       | 0                         | \$0       | 0                     | \$0       | 0                           | \$0      | 11             | \$17,894     |
| CASS           | 3                    | \$2,514   | 0                        | \$0       | 1                         | \$568     | 0                     | \$0       | 0                           | \$0      | 101            | \$250,981    |
| CEDAR          | 3                    | \$2,069   | 0                        | \$0       | 0                         | \$0       | 0                     | \$0       | 0                           | \$0      | 32             | \$87,100     |
| CHARITON       | 1                    | \$59      | 0                        | \$0       | 0                         | \$0       | 0                     | \$0       | 0                           | \$0      | 11             | \$7,965      |
| CHRISTIAN      | 11                   | \$6,628   | 0                        | \$0       | 6                         | \$3,622   | 0                     | \$0       | 0                           | \$0      | 17             | \$34,375     |
| CLARK          | 0                    | \$0       | 0                        | \$0       | 0                         | \$0       | 0                     | \$0       | 0                           | \$0      | 3              | \$4,232      |
| CLAY           | 5                    | \$2,054   | 0                        | \$0       | 5                         | \$4,850   | 0                     | \$0       | 0                           | \$0      | 154            | \$427,275    |
| CLINTON        | 1                    | \$359     | 0                        | \$0       | 0                         | \$0       | 0                     | \$0       | 0                           | \$0      | 18             | \$36,122     |
| COLE           | 4                    | \$801     | 0                        | \$0       | 1                         | \$611     | 0                     | \$0       | 0                           | \$0      | 100            | \$203,233    |
| COOPER         | 1                    | \$1,055   | 0                        | \$0       | 1                         | \$568     | 0                     | \$0       | 0                           | \$0      | 46             | \$75,715     |
| CRAWFORD       | 3                    | \$2,288   | 0                        | \$0       | 1                         | \$1,311   | 0                     | \$0       | 0                           | \$0      | 14             | \$40,118     |
| DADE           | 0                    | \$0       | 0                        | \$0       | 0                         | \$0       | 0                     | \$0       | 0                           | \$0      | 3              | \$7,151      |
| DALLAS         | 1                    | \$248     | 0                        | \$0       | 2                         | \$1,136   | 0                     | \$0       | 0                           | \$0      | 16             | \$20,673     |
| DAVISS         | 0                    | \$0       | 0                        | \$0       | 0                         | \$0       | 0                     | \$0       | 0                           | \$0      | 3              | \$2,277      |
| DEKALB         | 0                    | \$0       | 0                        | \$0       | 0                         | \$0       | 0                     | \$0       | 0                           | \$0      | 3              | \$1,008      |
| DENT           | 4                    | \$1,967   | 0                        | \$0       | 15                        | \$8,487   | 0                     | \$0       | 0                           | \$0      | 33             | \$47,617     |
| DOUGLAS        | 3                    | \$1,773   | 0                        | \$0       | 0                         | \$0       | 0                     | \$0       | 0                           | \$0      | 13             | \$20,376     |
| DUNKLIN        | 3                    | \$789     | 0                        | \$0       | 0                         | \$0       | 0                     | \$0       | 0                           | \$0      | 50             | \$87,506     |
| FRANKLIN       | 3                    | \$882     | 0                        | \$0       | 5                         | \$3,758   | 0                     | \$0       | 0                           | \$0      | 83             | \$224,177    |
| GASCONADE      | 0                    | \$0       | 0                        | \$0       | 0                         | \$0       | 0                     | \$0       | 0                           | \$0      | 14             | \$16,944     |
| GENRY          | 2                    | \$418     | 0                        | \$0       | 0                         | \$0       | 9                     | \$25,264  | 0                           | \$0      | 38             | \$95,080     |
| GREENE         | 26                   | \$10,006  | 1                        | \$2,375   | 69                        | \$48,540  | 0                     | \$0       | 0                           | \$0      | 263            | \$526,983    |
| GRUNDY         | 2                    | \$161     | 0                        | \$0       | 0                         | \$0       | 0                     | \$0       | 0                           | \$0      | 16             | \$19,293     |
| HARRISON       | 0                    | \$0       | 0                        | \$0       | 0                         | \$0       | 0                     | \$0       | 0                           | \$0      | 33             | \$89,572     |
| HENRY          | 3                    | \$2,730   | 0                        | \$0       | 0                         | \$0       | 0                     | \$0       | 0                           | \$0      | 31             | \$87,436     |
| HICKORY        | 1                    | \$159     | 0                        | \$0       | 0                         | \$0       | 0                     | \$0       | 0                           | \$0      | 9              | \$20,049     |
| HOLT           | 0                    | \$0       | 0                        | \$0       | 0                         | \$0       | 0                     | \$0       | 0                           | \$0      | 0              | \$0          |
| HOWARD         | 2                    | \$365     | 0                        | \$0       | 0                         | \$0       | 0                     | \$0       | 0                           | \$0      | 41             | \$90,647     |
| HOWELL         | 5                    | \$1,720   | 0                        | \$0       | 0                         | \$0       | 0                     | \$0       | 0                           | \$0      | 44             | \$85,394     |
| IRON           | 2                    | \$119     | 0                        | \$0       | 0                         | \$0       | 0                     | \$0       | 0                           | \$0      | 28             | \$40,017     |
| JACKSON        | 75                   | \$75,518  | 2                        | \$7,875   | 66                        | \$54,400  | 0                     | \$0       | 0                           | \$0      | 823            | \$2,283,416  |
| JASPER         | 11                   | \$4,976   | 0                        | \$0       | 1                         | \$568     | 0                     | \$0       | 0                           | \$0      | 209            | \$565,425    |
| JEFFERSON      | 32                   | \$16,293  | 1                        | \$20,500  | 12                        | \$6,661   | 7                     | \$45,949  | 2                           | \$100    | 156            | \$377,374    |
| JOHNSON        | 5                    | \$1,601   | 0                        | \$0       | 0                         | \$0       | 0                     | \$0       | 0                           | \$0      | 33             | \$119,559    |
| KNOX           | 0                    | \$0       | 0                        | \$0       | 0                         | \$0       | 0                     | \$0       | 0                           | \$0      | 4              | \$5,442      |
| LACLEDE        | 4                    | \$2,299   | 0                        | \$0       | 0                         | \$0       | 0                     | \$0       | 0                           | \$0      | 33             | \$64,707     |
| LAFAYETTE      | 5                    | \$2,750   | 0                        | \$0       | 2                         | \$1,748   | 0                     | \$0       | 0                           | \$0      | 86             | \$242,727    |
| LAWRENCE       | 6                    | \$1,159   | 0                        | \$0       | 1                         | \$87      | 0                     | \$0       | 0                           | \$0      | 33             | \$57,125     |
| LEWIS          | 2                    | \$2,888   | 0                        | \$0       | 0                         | \$0       | 0                     | \$0       | 0                           | \$0      | 6              | \$4,944      |
| LINCOLN        | 4                    | \$2,044   | 0                        | \$0       | 1                         | \$262     | 0                     | \$0       | 0                           | \$0      | 43             | \$114,022    |

64

TABLE 4. MISSOURI MEDICAID RECIPIENTS AND PAYMENTS BY TYPE OF SERVICE, AUGUST, 2000

| COUNTY         | HOME HEALTH SERVICES |          | PHYSICAL DISABLED WAIVER |          | ADULT DAY HEALTH SERVICES |           | PRIVATE HOME ICF / MR |           | DIABETES SELF-MGMT TRAINING |          | MR / DD WAIVER |             |
|----------------|----------------------|----------|--------------------------|----------|---------------------------|-----------|-----------------------|-----------|-----------------------------|----------|----------------|-------------|
|                | RECIPIENTS           | PAYMENTS | RECIPIENTS               | PAYMENTS | RECIPIENTS                | PAYMENTS  | RECIPIENTS            | PAYMENTS  | RECIPIENTS                  | PAYMENTS | RECIPIENTS     | PAYMENTS    |
| LINN           | 0                    | \$0      | 0                        | \$0      | 0                         | \$0       | 0                     | \$0       | 0                           | \$0      | 11             | \$16,187    |
| LIVINGSTON     | 2                    | \$1,112  | 0                        | \$0      | 0                         | \$0       | 0                     | \$0       | 0                           | \$0      | 24             | \$42,543    |
| MCDONALD       | 4                    | \$1,941  | 0                        | \$0      | 1                         | \$786     | 0                     | \$0       | 0                           | \$0      | 24             | \$67,738    |
| MACON          | 2                    | \$1,179  | 0                        | \$0      | 0                         | \$0       | 0                     | \$0       | 0                           | \$0      | 16             | \$48,208    |
| MADISON        | 3                    | \$1,175  | 0                        | \$0      | 5                         | \$2,927   | 0                     | \$0       | 0                           | \$0      | 22             | \$40,722    |
| MARIES         | 0                    | \$0      | 0                        | \$0      | 0                         | \$0       | 0                     | \$0       | 0                           | \$0      | 5              | \$9,349     |
| MARION         | 4                    | \$1,183  | 0                        | \$0      | 0                         | \$0       | 0                     | \$0       | 0                           | \$0      | 129            | \$279,734   |
| MERCER         | 2                    | \$2,172  | 0                        | \$0      | 0                         | \$0       | 0                     | \$0       | 0                           | \$0      | 3              | \$6,469     |
| MILLER         | 6                    | \$3,674  | 0                        | \$0      | 0                         | \$0       | 0                     | \$0       | 0                           | \$0      | 17             | \$64,567    |
| MISSISSIPPI    | 0                    | \$0      | 0                        | \$0      | 2                         | \$1,922   | 0                     | \$0       | 1                           | \$40     | 3              | \$998       |
| MONITEAU       | 1                    | \$58     | 0                        | \$0      | 0                         | \$0       | 0                     | \$0       | 0                           | \$0      | 6              | \$12,192    |
| MONROE         | 1                    | \$419    | 0                        | \$0      | 0                         | \$0       | 0                     | \$0       | 0                           | \$0      | 32             | \$75,966    |
| MONTGOMERY     | 1                    | \$947    | 0                        | \$0      | 0                         | \$0       | 0                     | \$0       | 0                           | \$0      | 14             | \$49,326    |
| MORGAN         | 2                    | \$3,422  | 0                        | \$0      | 0                         | \$0       | 0                     | \$0       | 0                           | \$0      | 38             | \$67,595    |
| NEW MADRID     | 6                    | \$2,863  | 0                        | \$0      | 2                         | \$786     | 0                     | \$0       | 2                           | \$60     | 5              | \$8,102     |
| NEWTON         | 4                    | \$3,171  | 0                        | \$0      | 6                         | \$5,515   | 0                     | \$0       | 0                           | \$0      | 71             | \$206,410   |
| MODAWAY        | 2                    | \$680    | 0                        | \$0      | 0                         | \$0       | 0                     | \$0       | 0                           | \$0      | 44             | \$112,374   |
| OREGON         | 0                    | \$0      | 0                        | \$0      | 0                         | \$0       | 0                     | \$0       | 0                           | \$0      | 24             | \$61,450    |
| OSAGE          | 1                    | \$59     | 0                        | \$0      | 0                         | \$0       | 0                     | \$0       | 0                           | \$0      | 22             | \$17,686    |
| OZARK          | 0                    | \$0      | 0                        | \$0      | 0                         | \$0       | 0                     | \$0       | 0                           | \$0      | 5              | \$16,925    |
| PEMISCOT       | 4                    | \$1,724  | 0                        | \$0      | 0                         | \$0       | 0                     | \$0       | 0                           | \$0      | 2              | \$5,032     |
| PERRY          | 0                    | \$0      | 0                        | \$0      | 0                         | \$0       | 0                     | \$0       | 0                           | \$0      | 42             | \$55,902    |
| PETTIS         | 1                    | \$59     | 1                        | \$2,293  | 0                         | \$0       | 0                     | \$0       | 0                           | \$0      | 120            | \$224,207   |
| PHELPS         | 6                    | \$1,281  | 1                        | \$9,461  | 20                        | \$25,980  | 0                     | \$0       | 0                           | \$0      | 88             | \$144,280   |
| PIKE           | 0                    | \$0      | 0                        | \$0      | 0                         | \$0       | 0                     | \$0       | 0                           | \$0      | 45             | \$132,283   |
| PLATTE         | 1                    | \$119    | 0                        | \$0      | 0                         | \$0       | 0                     | \$0       | 0                           | \$0      | 77             | \$185,377   |
| POLK           | 3                    | \$419    | 0                        | \$0      | 0                         | \$0       | 0                     | \$0       | 0                           | \$0      | 58             | \$140,706   |
| PULASKI        | 8                    | \$5,413  | 0                        | \$0      | 1                         | \$1,398   | 0                     | \$0       | 0                           | \$0      | 26             | \$35,225    |
| PUTMAN         | 1                    | \$621    | 0                        | \$0      | 0                         | \$0       | 0                     | \$0       | 0                           | \$0      | 2              | \$5,889     |
| RALLS          | 1                    | \$192    | 0                        | \$0      | 0                         | \$0       | 0                     | \$0       | 0                           | \$0      | 16             | \$49,462    |
| RANDOLPH       | 9                    | \$4,529  | 0                        | \$0      | 0                         | \$0       | 0                     | \$0       | 0                           | \$0      | 28             | \$76,072    |
| RAY            | 3                    | \$545    | 0                        | \$0      | 0                         | \$0       | 0                     | \$0       | 0                           | \$0      | 35             | \$74,476    |
| REYNOLDS       | 0                    | \$0      | 0                        | \$0      | 0                         | \$0       | 0                     | \$0       | 0                           | \$0      | 9              | \$15,128    |
| RIPLEY         | 4                    | \$6,996  | 0                        | \$0      | 0                         | \$0       | 0                     | \$0       | 0                           | \$0      | 22             | \$45,463    |
| ST. CHARLES    | 4                    | \$4,247  | 0                        | \$0      | 26                        | \$14,422  | 0                     | \$0       | 0                           | \$0      | 313            | \$1,283,988 |
| ST. CLAIR      | 0                    | \$0      | 0                        | \$0      | 0                         | \$0       | 0                     | \$0       | 0                           | \$0      | 1              | \$2,988     |
| ST. FRANCOIS   | 21                   | \$8,622  | 0                        | \$0      | 22                        | \$16,081  | 0                     | \$0       | 0                           | \$0      | 43             | \$29,612    |
| STE. GENEVIEVE | 1                    | \$288    | 0                        | \$0      | 5                         | \$2,753   | 0                     | \$0       | 0                           | \$0      | 22             | \$48,364    |
| ST. LOUIS      | 51                   | \$26,361 | 4                        | \$91,758 | 175                       | \$144,967 | 15                    | \$59,001  | 0                           | \$0      | 759            | \$3,055,523 |
| SALINE         | 4                    | \$1,541  | 0                        | \$0      | 0                         | \$0       | 0                     | \$0       | 0                           | \$0      | 68             | \$80,011    |
| SCHUYLER       | 1                    | \$239    | 0                        | \$0      | 0                         | \$0       | 0                     | \$0       | 0                           | \$0      | 2              | \$2,313     |
| SCOTLAND       | 0                    | \$0      | 0                        | \$0      | 0                         | \$0       | 0                     | \$0       | 0                           | \$0      | 2              | \$3,639     |
| SCOTT          | 4                    | \$1,187  | 1                        | \$1,650  | 15                        | \$9,426   | 0                     | \$0       | 2                           | \$60     | 49             | \$126,856   |
| SHANNON        | 5                    | \$2,956  | 0                        | \$0      | 0                         | \$0       | 0                     | \$0       | 0                           | \$0      | 3              | \$6,484     |
| SHELBY         | 2                    | \$847    | 0                        | \$0      | 0                         | \$0       | 0                     | \$0       | 0                           | \$0      | 5              | \$15,603    |
| STODDARD       | 5                    | \$1,128  | 2                        | \$14,150 | 0                         | \$0       | 0                     | \$0       | 1                           | \$40     | 87             | \$121,536   |
| STONE          | 6                    | \$6,553  | 0                        | \$0      | 2                         | \$2,316   | 0                     | \$0       | 1                           | \$60     | 4              | \$4,873     |
| SULLIVAN       | 3                    | \$166    | 0                        | \$0      | 0                         | \$0       | 8                     | \$29,399  | 0                           | \$0      | 15             | \$27,105    |
| TANEY          | 3                    | \$2,710  | 0                        | \$0      | 1                         | \$874     | 0                     | \$0       | 1                           | \$40     | 32             | \$75,091    |
| TEXAS          | 0                    | \$0      | 0                        | \$0      | 0                         | \$0       | 0                     | \$0       | 0                           | \$0      | 10             | \$20,337    |
| VERNON         | 5                    | \$2,427  | 0                        | \$0      | 6                         | \$2,865   | 0                     | \$0       | 0                           | \$0      | 52             | \$164,084   |
| WARREN         | 4                    | \$1,611  | 0                        | \$0      | 1                         | \$1,260   | 0                     | \$0       | 0                           | \$0      | 61             | \$209,008   |
| WASHINGTON     | 12                   | \$5,244  | 0                        | \$0      | 16                        | \$11,043  | 0                     | \$0       | 1                           | \$40     | 51             | \$54,836    |
| WAYNE          | 5                    | \$3,275  | 0                        | \$0      | 0                         | \$0       | 0                     | \$0       | 0                           | \$0      | 25             | \$31,845    |
| WEBSTER        | 4                    | \$1,970  | 0                        | \$0      | 2                         | \$1,748   | 0                     | \$0       | 0                           | \$0      | 13             | \$17,531    |
| WORTH          | 0                    | \$0      | 0                        | \$0      | 0                         | \$0       | 0                     | \$0       | 0                           | \$0      | 0              | \$0         |
| WRIGHT         | 6                    | \$1,405  | 0                        | \$0      | 0                         | \$0       | 0                     | \$0       | 0                           | \$0      | 12             | \$11,517    |
| ST. LOUIS CITY | 124                  | \$78,522 | 0                        | \$0      | 170                       | \$135,827 | 44                    | \$244,565 | 0                           | \$0      | 153            | \$564,816   |
| INVALID COUNTY | 0                    | \$0      | 0                        | \$0      | 0                         | \$0       | 0                     | \$0       | 0                           | \$0      | 0              | \$0         |

65

TABLE 4. MISSOURI MEDICAID RECIPIENTS AND PAYMENTS BY TYPE OF SERVICE, AUGUST, 2000

| COUNTY         | NURSE PRACTITIONER |          | CASE MANAGEMENT |          | PSYCHIATRIC REHAB PRIVATE |             | PSYCHIATRIC REHAB PUBLIC |          | NON-EMERGENCY TRANSPORTATION |             | CSTAR PRIVATE |             |
|----------------|--------------------|----------|-----------------|----------|---------------------------|-------------|--------------------------|----------|------------------------------|-------------|---------------|-------------|
|                | RECIPIENTS         | PAYMENTS | RECIPIENTS      | PAYMENTS | RECIPIENTS                | PAYMENTS    | RECIPIENTS               | PAYMENTS | RECIPIENTS                   | PAYMENTS    | RECIPIENTS    | PAYMENTS    |
| STATE TOTAL    | 2,285              | \$72,545 | 950             | \$22,453 | 6,464                     | \$3,201,600 | 0                        | \$0      | 5,195                        | \$1,018,119 | 1,937         | \$1,423,071 |
| ADAIR          | 33                 | \$1,804  | 0               | \$0      | 75                        | \$76,076    | 0                        | \$0      | 28                           | \$6,154     | 34            | \$47,252    |
| ANDREW         | 2                  | \$36     | 2               | \$16     | 5                         | \$1,471     | 0                        | \$0      | 4                            | \$1,315     | 2             | \$222       |
| ATCHISON       | 28                 | \$517    | 0               | \$0      | 2                         | \$1,068     | 0                        | \$0      | 4                            | \$571       | 1             | \$141       |
| AUDRAIN        | 8                  | \$126    | 0               | \$0      | 10                        | \$6,754     | 0                        | \$0      | 21                           | \$5,410     | 6             | \$5,896     |
| BARRY          | 2                  | \$58     | 4               | \$98     | 52                        | \$28,570    | 0                        | \$0      | 62                           | \$12,029    | 4             | \$912       |
| BARTON         | 10                 | \$250    | 2               | \$38     | 10                        | \$4,103     | 0                        | \$0      | 10                           | \$2,124     | 4             | \$1,506     |
| BATES          | 2                  | \$67     | 0               | \$0      | 36                        | \$18,703    | 0                        | \$0      | 19                           | \$2,602     | 3             | \$1,074     |
| BENTON         | 28                 | \$3,656  | 18              | \$624    | 55                        | \$18,552    | 0                        | \$0      | 60                           | \$11,389    | 12            | \$4,644     |
| BOLLINGER      | 49                 | \$1,579  | 13              | \$156    | 54                        | \$25,727    | 0                        | \$0      | 10                           | \$1,939     | 1             | \$734       |
| BOONE          | 82                 | \$1,802  | 50              | \$482    | 271                       | \$148,245   | 0                        | \$0      | 117                          | \$29,004    | 108           | \$69,339    |
| BUCHANAN       | 24                 | \$1,426  | 50              | \$980    | 269                       | \$98,173    | 0                        | \$0      | 56                           | \$24,015    | 54            | \$43,360    |
| BUTLER         | 108                | \$1,907  | 35              | \$574    | 116                       | \$49,426    | 0                        | \$0      | 74                           | \$19,050    | 35            | \$19,530    |
| CALDWELL       | 0                  | \$0      | 1               | \$8      | 8                         | \$5,902     | 0                        | \$0      | 21                           | \$10,866    | 1             | \$1,434     |
| CALLAWAY       | 16                 | \$204    | 6               | \$48     | 53                        | \$26,649    | 0                        | \$0      | 42                           | \$9,969     | 17            | \$10,919    |
| CAMDEN         | 2                  | \$218    | 1               | \$8      | 29                        | \$12,819    | 0                        | \$0      | 23                           | \$4,486     | 1             | \$53        |
| CAPE GIRARDEAU | 175                | \$4,985  | 22              | \$220    | 159                       | \$78,290    | 0                        | \$0      | 46                           | \$9,956     | 41            | \$26,986    |
| CARROLL        | 2                  | \$82     | 1               | \$8      | 10                        | \$1,752     | 0                        | \$0      | 27                           | \$8,018     | 0             | \$0         |
| CARTER         | 5                  | \$99     | 1               | \$8      | 8                         | \$3,140     | 0                        | \$0      | 9                            | \$2,844     | 1             | \$83        |
| CASS           | 16                 | \$921    | 0               | \$0      | 69                        | \$39,666    | 0                        | \$0      | 47                           | \$6,765     | 21            | \$12,698    |
| CEDAR          | 26                 | \$1,504  | 6               | \$196    | 56                        | \$31,591    | 0                        | \$0      | 19                           | \$4,111     | 10            | \$5,932     |
| CHARITON       | 3                  | \$71     | 0               | \$0      | 0                         | \$0         | 0                        | \$0      | 14                           | \$4,205     | 3             | \$2,964     |
| CHRISTIAN      | 53                 | \$1,306  | 13              | \$192    | 36                        | \$14,421    | 0                        | \$0      | 32                           | \$8,270     | 11            | \$7,690     |
| CLARK          | 0                  | \$0      | 0               | \$0      | 1                         | \$1,045     | 0                        | \$0      | 3                            | \$2,963     | 0             | \$0         |
| CLAY           | 3                  | \$289    | 1               | \$8      | 154                       | \$61,413    | 0                        | \$0      | 52                           | \$6,174     | 5             | \$1,550     |
| CLINTON        | 0                  | \$0      | 0               | \$0      | 7                         | \$5,800     | 0                        | \$0      | 9                            | \$2,768     | 0             | \$0         |
| COLE           | 41                 | \$1,054  | 0               | \$0      | 207                       | \$97,692    | 0                        | \$0      | 34                           | \$6,615     | 10            | \$7,489     |
| COOPER         | 7                  | \$140    | 0               | \$0      | 11                        | \$4,319     | 0                        | \$0      | 14                           | \$2,454     | 0             | \$0         |
| CRAWFORD       | 3                  | \$33     | 7               | \$152    | 27                        | \$19,606    | 0                        | \$0      | 27                           | \$10,256    | 4             | \$983       |
| DADE           | 1                  | \$11     | 0               | \$0      | 6                         | \$2,144     | 0                        | \$0      | 9                            | \$1,211     | 6             | \$2,150     |
| DALLAS         | 19                 | \$504    | 0               | \$0      | 22                        | \$9,462     | 0                        | \$0      | 23                           | \$3,772     | 1             | \$2,605     |
| DAVISS         | 0                  | \$0      | 6               | \$70     | 7                         | \$5,002     | 0                        | \$0      | 7                            | \$2,173     | 3             | \$3,315     |
| DEKALB         | 1                  | \$28     | 0               | \$0      | 14                        | \$4,158     | 0                        | \$0      | 6                            | \$2,344     | 4             | \$3,977     |
| DENT           | 7                  | \$341    | 31              | \$954    | 29                        | \$14,807    | 0                        | \$0      | 23                           | \$3,340     | 5             | \$1,869     |
| DOUGLAS        | 33                 | \$906    | 1               | \$30     | 7                         | \$2,914     | 0                        | \$0      | 23                           | \$6,265     | 0             | \$0         |
| DUNKLIN        | 19                 | \$243    | 45              | \$1,052  | 81                        | \$54,452    | 0                        | \$0      | 105                          | \$22,455    | 43            | \$41,073    |
| FRANKLIN       | 3                  | \$142    | 9               | \$72     | 35                        | \$9,442     | 0                        | \$0      | 65                           | \$11,583    | 19            | \$27,269    |
| GASCONADE      | 11                 | \$417    | 2               | \$16     | 17                        | \$11,428    | 0                        | \$0      | 17                           | \$6,085     | 0             | \$0         |
| GENTRY         | 0                  | \$0      | 5               | \$158    | 2                         | \$271       | 0                        | \$0      | 3                            | \$2,459     | 0             | \$0         |
| GREENE         | 170                | \$4,822  | 4               | \$32     | 384                       | \$200,119   | 0                        | \$0      | 260                          | \$44,036    | 111           | \$72,998    |
| GRUNDY         | 2                  | \$155    | 0               | \$0      | 58                        | \$47,557    | 0                        | \$0      | 22                           | \$9,207     | 12            | \$5,851     |
| HARRISON       | 3                  | \$78     | 0               | \$0      | 16                        | \$7,462     | 0                        | \$0      | 8                            | \$1,830     | 1             | \$82        |
| HENRY          | 31                 | \$1,486  | 0               | \$0      | 96                        | \$44,329    | 0                        | \$0      | 17                           | \$4,662     | 23            | \$21,259    |
| HICKORY        | 10                 | \$322    | 3               | \$24     | 10                        | \$3,400     | 0                        | \$0      | 14                           | \$3,609     | 2             | \$509       |
| HOLT           | 0                  | \$0      | 0               | \$0      | 2                         | \$311       | 0                        | \$0      | 3                            | \$457       | 0             | \$0         |
| HOWARD         | 44                 | \$1,090  | 0               | \$0      | 4                         | \$893       | 0                        | \$0      | 4                            | \$2,905     | 0             | \$0         |
| HOWELL         | 85                 | \$2,096  | 20              | \$500    | 42                        | \$15,746    | 0                        | \$0      | 64                           | \$14,538    | 5             | \$4,761     |
| IRON           | 7                  | \$165    | 15              | \$456    | 10                        | \$3,600     | 0                        | \$0      | 9                            | \$2,456     | 0             | \$0         |
| JACKSON        | 75                 | \$6,751  | 1               | \$63     | 1,067                     | \$442,931   | 0                        | \$0      | 622                          | \$60,687    | 217           | \$160,602   |
| JASPER         | 42                 | \$697    | 55              | \$1,666  | 173                       | \$89,002    | 0                        | \$0      | 55                           | \$16,214    | 54            | \$23,327    |
| JEFFERSON      | 14                 | \$100    | 71              | \$603    | 10                        | \$2,124     | 0                        | \$0      | 183                          | \$18,358    | 25            | \$17,934    |
| JOHNSON        | 33                 | \$1,538  | 3               | \$24     | 134                       | \$70,584    | 0                        | \$0      | 31                           | \$10,666    | 1             | \$2,313     |
| KNOX           | 2                  | \$105    | 3               | \$46     | 14                        | \$8,156     | 0                        | \$0      | 9                            | \$2,963     | 0             | \$0         |
| LACLEDE        | 3                  | \$56     | 0               | \$0      | 60                        | \$27,091    | 0                        | \$0      | 33                           | \$7,974     | 3             | \$121       |
| LAFAYETTE      | 15                 | \$692    | 2               | \$16     | 57                        | \$35,457    | 0                        | \$0      | 28                           | \$7,954     | 0             | \$0         |
| LAWRENCE       | 7                  | \$209    | 1               | \$30     | 39                        | \$24,031    | 0                        | \$0      | 44                           | \$11,747    | 3             | \$1,798     |
| LEWIS          | 7                  | \$152    | 1               | \$8      | 4                         | \$2,081     | 0                        | \$0      | 8                            | \$2,849     | 4             | \$2,571     |
| LINCOLN        | 1                  | \$25     | 0               | \$0      | 24                        | \$3,505     | 0                        | \$0      | 38                           | \$12,051    | 11            | \$2,576     |

TABLE 4. MISSOURI MEDICAID RECIPIENTS AND PAYMENTS BY TYPE OF SERVICE, AUGUST, 2000

| COUNTY         | NURSE PRACTITIONER |          | CASE MANAGEMENT |          | PSYCHIATRIC REHAB PRIVATE |           | PSYCHIATRIC REHAB PUBLIC |          | NON-EMERGENCY TRANSPORTATION |          | CSTAR PRIVATE |           |
|----------------|--------------------|----------|-----------------|----------|---------------------------|-----------|--------------------------|----------|------------------------------|----------|---------------|-----------|
|                | RECIPIENTS         | PAYMENTS | RECIPIENTS      | PAYMENTS | RECIPIENTS                | PAYMENTS  | RECIPIENTS               | PAYMENTS | RECIPIENTS                   | PAYMENTS | RECIPIENTS    | PAYMENTS  |
| LINN           | 3                  | \$73     | 0               | \$0      | 21                        | \$7,402   | 0                        | \$0      | 18                           | \$4,803  | 13            | \$10,285  |
| LIVINGSTON     | 1                  | \$28     | 0               | \$0      | 48                        | \$20,734  | 0                        | \$0      | 52                           | \$21,617 | 6             | \$2,764   |
| MCDONALD       | 2                  | \$30     | 35              | \$830    | 19                        | \$10,281  | 0                        | \$0      | 11                           | \$1,543  | 1             | \$3,889   |
| MACON          | 8                  | \$355    | 0               | \$0      | 10                        | \$7,165   | 0                        | \$0      | 28                           | \$9,574  | 7             | \$10,713  |
| MADISON        | 23                 | \$751    | 7               | \$376    | 28                        | \$10,699  | 0                        | \$0      | 20                           | \$2,542  | 2             | \$1,594   |
| MARIES         | 10                 | \$252    | 2               | \$60     | 9                         | \$4,385   | 0                        | \$0      | 14                           | \$3,206  | 1             | \$10      |
| MARION         | 5                  | \$189    | 2               | \$38     | 148                       | \$118,838 | 0                        | \$0      | 33                           | \$7,376  | 17            | \$13,078  |
| MERCER         | 0                  | \$0      | 0               | \$0      | 6                         | \$3,378   | 0                        | \$0      | 6                            | \$4,232  | 0             | \$3,588   |
| MILLER         | 1                  | \$7      | 1               | \$8      | 36                        | \$18,457  | 0                        | \$0      | 24                           | \$6,212  | 4             | \$1,842   |
| MISSISSIPPI    | 3                  | \$47     | 5               | \$92     | 32                        | \$10,186  | 0                        | \$0      | 67                           | \$14,740 | 12            | \$8,268   |
| MONITEAU       | 3                  | \$36     | 0               | \$0      | 12                        | \$4,279   | 0                        | \$0      | 12                           | \$5,410  | 0             | \$0       |
| MONROE         | 3                  | \$43     | 1               | \$8      | 7                         | \$6,633   | 0                        | \$0      | 11                           | \$7,793  | 3             | \$799     |
| MONTGOMERY     | 1                  | \$25     | 0               | \$0      | 4                         | \$2,750   | 0                        | \$0      | 8                            | \$4,616  | 1             | \$59      |
| MORGAN         | 6                  | \$230    | 0               | \$0      | 21                        | \$9,663   | 0                        | \$0      | 38                           | \$12,725 | 2             | \$1,666   |
| NEW MADRID     | 11                 | \$140    | 6               | \$92     | 36                        | \$14,336  | 0                        | \$0      | 85                           | \$25,041 | 14            | \$5,521   |
| NEWTON         | 12                 | \$248    | 9               | \$248    | 37                        | \$13,652  | 0                        | \$0      | 30                           | \$7,139  | 11            | \$6,291   |
| NODAWAY        | 1                  | \$3      | 6               | \$92     | 20                        | \$6,405   | 0                        | \$0      | 5                            | \$1,715  | 0             | \$0       |
| OREGON         | 25                 | \$701    | 1               | \$8      | 12                        | \$4,262   | 0                        | \$0      | 37                           | \$9,335  | 0             | \$0       |
| OSAGE          | 5                  | \$132    | 0               | \$0      | 17                        | \$9,257   | 0                        | \$0      | 9                            | \$2,555  | 0             | \$0       |
| OZARK          | 17                 | \$291    | 0               | \$0      | 7                         | \$1,724   | 0                        | \$0      | 9                            | \$5,555  | 3             | \$3,444   |
| PEMISCOT       | 2                  | \$27     | 65              | \$1,780  | 18                        | \$9,287   | 0                        | \$0      | 44                           | \$8,145  | 7             | \$3,112   |
| PERRY          | 15                 | \$357    | 0               | \$0      | 21                        | \$10,217  | 0                        | \$0      | 11                           | \$4,058  | 6             | \$7,842   |
| PETTIS         | 8                  | \$364    | 25              | \$244    | 66                        | \$33,540  | 0                        | \$0      | 37                           | \$8,938  | 24            | \$6,351   |
| PHELPS         | 18                 | \$1,042  | 15              | \$296    | 84                        | \$44,837  | 0                        | \$0      | 43                           | \$8,667  | 12            | \$8,959   |
| PIKE           | 0                  | \$0      | 4               | \$212    | 20                        | \$11,157  | 0                        | \$0      | 23                           | \$5,699  | 7             | \$11,266  |
| PLATTE         | 0                  | \$0      | 0               | \$0      | 43                        | \$22,959  | 0                        | \$0      | 26                           | \$2,561  | 0             | \$0       |
| POLK           | 25                 | \$620    | 0               | \$0      | 31                        | \$14,421  | 0                        | \$0      | 50                           | \$8,855  | 2             | \$2,037   |
| PULASKI        | 4                  | \$153    | 0               | \$0      | 44                        | \$26,773  | 0                        | \$0      | 46                           | \$16,682 | 4             | \$4,914   |
| PUTMAN         | 6                  | \$252    | 0               | \$0      | 8                         | \$3,184   | 0                        | \$0      | 5                            | \$1,086  | 2             | \$317     |
| RALLS          | 0                  | \$0      | 9               | \$428    | 17                        | \$11,818  | 0                        | \$0      | 9                            | \$1,854  | 0             | \$0       |
| RANDOLPH       | 7                  | \$315    | 0               | \$0      | 28                        | \$8,382   | 0                        | \$0      | 34                           | \$13,439 | 13            | \$8,480   |
| RAY            | 1                  | \$25     | 0               | \$0      | 5                         | \$1,895   | 0                        | \$0      | 24                           | \$4,152  | 0             | \$0       |
| REYNOLDS       | 7                  | \$298    | 2               | \$46     | 11                        | \$3,485   | 0                        | \$0      | 17                           | \$6,939  | 3             | \$1,828   |
| RIPLEY         | 14                 | \$429    | 12              | \$148    | 25                        | \$10,710  | 0                        | \$0      | 34                           | \$7,413  | 6             | \$2,150   |
| ST. CHARLES    | 20                 | \$474    | 0               | \$0      | 91                        | \$29,634  | 0                        | \$0      | 72                           | \$11,451 | 36            | \$28,826  |
| ST. CLAIR      | 6                  | \$309    | 0               | \$0      | 18                        | \$7,392   | 0                        | \$0      | 9                            | \$3,338  | 4             | \$4,932   |
| ST. FRANCOIS   | 43                 | \$4,065  | 10              | \$466    | 134                       | \$63,629  | 0                        | \$0      | 86                           | \$17,430 | 14            | \$10,816  |
| STE. GENEVIEVE | 11                 | \$251    | 1               | \$60     | 26                        | \$11,670  | 0                        | \$0      | 8                            | \$948    | 6             | \$3,432   |
| ST. LOUIS      | 197                | \$2,368  | 24              | \$474    | 207                       | \$144,323 | 0                        | \$0      | 464                          | \$35,048 | 193           | \$143,088 |
| SALINE         | 8                  | \$447    | 0               | \$0      | 12                        | \$3,184   | 0                        | \$0      | 23                           | \$7,366  | 8             | \$13,376  |
| SCHUYLER       | 2                  | \$60     | 7               | \$122    | 1                         | \$122     | 0                        | \$0      | 10                           | \$1,424  | 1             | \$196     |
| SCOTLAND       | 3                  | \$56     | 3               | \$68     | 5                         | \$2,537   | 0                        | \$0      | 15                           | \$7,978  | 1             | \$2,653   |
| SCOTT          | 51                 | \$980    | 44              | \$1,208  | 93                        | \$45,044  | 0                        | \$0      | 56                           | \$11,995 | 17            | \$12,566  |
| SHANNON        | 17                 | \$525    | 12              | \$214    | 5                         | \$2,549   | 0                        | \$0      | 14                           | \$5,087  | 0             | \$0       |
| SHELBY         | 22                 | \$579    | 12              | \$316    | 4                         | \$2,005   | 0                        | \$0      | 11                           | \$5,015  | 0             | \$0       |
| STODDARD       | 39                 | \$790    | 19              | \$424    | 40                        | \$13,671  | 0                        | \$0      | 55                           | \$15,300 | 16            | \$19,683  |
| STONE          | 14                 | \$361    | 0               | \$0      | 25                        | \$7,168   | 0                        | \$0      | 14                           | \$6,892  | 4             | \$5,507   |
| SULLIVAN       | 2                  | \$105    | 0               | \$0      | 14                        | \$6,637   | 0                        | \$0      | 11                           | \$2,344  | 1             | \$2,054   |
| TANEY          | 1                  | \$81     | 1               | \$8      | 24                        | \$4,391   | 0                        | \$0      | 31                           | \$7,419  | 3             | \$3,375   |
| TEXAS          | 35                 | \$1,087  | 3               | \$68     | 17                        | \$3,920   | 0                        | \$0      | 32                           | \$7,226  | 3             | \$4,238   |
| VERNON         | 40                 | \$1,589  | 0               | \$0      | 62                        | \$39,657  | 0                        | \$0      | 23                           | \$4,026  | 46            | \$25,397  |
| WARREN         | 0                  | \$0      | 2               | \$16     | 13                        | \$3,516   | 0                        | \$0      | 33                           | \$9,396  | 5             | \$1,478   |
| WASHINGTON     | 8                  | \$714    | 4               | \$278    | 16                        | \$6,170   | 0                        | \$0      | 51                           | \$10,630 | 10            | \$2,654   |
| WAYNE          | 33                 | \$507    | 10              | \$80     | 35                        | \$9,265   | 0                        | \$0      | 45                           | \$13,274 | 3             | \$2,947   |
| WEBSTER        | 11                 | \$269    | 1               | \$38     | 17                        | \$5,300   | 0                        | \$0      | 38                           | \$8,395  | 5             | \$3,772   |
| WORTH          | 1                  | \$140    | 4               | \$128    | 1                         | \$204     | 0                        | \$0      | 2                            | \$343    | 0             | \$0       |
| WRIGHT         | 24                 | \$599    | 26              | \$656    | 16                        | \$6,671   | 0                        | \$0      | 40                           | \$5,894  | 3             | \$1,736   |
| ST. LOUIS CITY | 75                 | \$1,223  | 49              | \$3,186  | 423                       | \$264,298 | 0                        | \$0      | 515                          | \$49,457 | 433           | \$328,882 |
| INVALID COUNTY | 2                  | \$200    | 0               | \$0      | 0                         | \$0       | 0                        | \$0      | 0                            | \$0      | 0             | \$0       |

TABLE 4. MISSOURI MEDICAID RECIPIENTS AND PAYMENTS BY TYPE OF SERVICE, AUGUST, 2000

| COUNTY         | CSTAR PUBLIC |          | FEDERALLY QUALIFIED HEALTH CLINIC |           | NON-PARTICIPATING PROVIDERS |          | RURAL HEALTH CLINICS |             | CRNA       |          | AIDS WAIVER |          |
|----------------|--------------|----------|-----------------------------------|-----------|-----------------------------|----------|----------------------|-------------|------------|----------|-------------|----------|
|                | RECIPIENTS   | PAYMENTS | RECIPIENTS                        | PAYMENTS  | RECIPIENTS                  | PAYMENTS | RECIPIENTS           | PAYMENTS    | RECIPIENTS | PAYMENTS | RECIPIENTS  | PAYMENTS |
| STATE TOTAL    | 7            | \$6,428  | 5,217                             | \$591,235 | 372                         | \$30,384 | 21,950               | \$1,739,799 | 851        | \$41,930 | 32          | \$70,054 |
| ADAIR          | 0            | \$0      | 144                               | \$11,811  | 0                           | \$0      | 11                   | \$1,540     | 3          | \$42     | 0           | \$0      |
| ANDREW         | 0            | \$0      | 17                                | \$1,079   | 0                           | \$0      | 37                   | \$2,182     | 0          | \$0      | 0           | \$0      |
| ATCHISON       | 0            | \$0      | 4                                 | \$284     | 1                           | \$131    | 6                    | \$313       | 0          | \$0      | 0           | \$0      |
| AUDRAIN        | 0            | \$0      | 1                                 | \$169     | 2                           | \$136    | 4                    | \$802       | 3          | \$139    | 0           | \$0      |
| BARRY          | 0            | \$0      | 0                                 | \$0       | 3                           | \$407    | 298                  | \$22,443    | 19         | \$921    | 0           | \$0      |
| BARTON         | 0            | \$0      | 0                                 | \$0       | 2                           | \$650    | 33                   | \$1,639     | 13         | \$631    | 0           | \$0      |
| BATES          | 0            | \$0      | 1                                 | \$23      | 5                           | \$573    | 35                   | \$910       | 2          | \$132    | 0           | \$0      |
| BENTON         | 0            | \$0      | 4                                 | \$564     | 2                           | \$76     | 14                   | \$2,091     | 1          | \$20     | 0           | \$0      |
| BOLLINGER      | 0            | \$0      | 167                               | \$7,631   | 0                           | \$0      | 57                   | \$3,786     | 0          | \$16-    | 0           | \$0      |
| BOONE          | 0            | \$0      | 111                               | \$9,277   | 8                           | \$326    | 5                    | \$472       | 0          | \$0      | 0           | \$0      |
| BUCHANAN       | 0            | \$0      | 250                               | \$20,666  | 5                           | \$812    | 12                   | \$780       | 0          | \$8-     | 0           | \$0      |
| BUTLER         | 0            | \$0      | 12                                | \$635     | 8                           | \$289    | 121                  | \$11,000    | 27         | \$1,272  | 0           | \$0      |
| CALDWELL       | 0            | \$0      | 79                                | \$3,730   | 0                           | \$0      | 68                   | \$3,070     | 3          | \$93     | 0           | \$0      |
| CALLAWAY       | 0            | \$0      | 3                                 | \$228     | 1                           | \$22     | 39                   | \$1,424     | 1          | \$55     | 0           | \$0      |
| CANDEN         | 0            | \$0      | 15                                | \$1,472   | 3                           | \$129    | 17                   | \$1,375     | 23         | \$923    | 0           | \$0      |
| CAPE GIRARDEAU | 0            | \$0      | 83                                | \$6,797   | 2                           | \$148    | 264                  | \$20,441    | 1          | \$10     | 0           | \$0      |
| CARROLL        | 0            | \$0      | 4                                 | \$169     | 2                           | \$48     | 8                    | \$537       | 0          | \$0      | 0           | \$0      |
| CARTER         | 0            | \$0      | 52                                | \$1,059   | 0                           | \$0      | 199                  | \$15,825    | 2          | \$73     | 0           | \$0      |
| CASS           | 0            | \$0      | 9                                 | \$825     | 3                           | \$113    | 75                   | \$4,272     | 0          | \$0      | 0           | \$0      |
| CEDAR          | 0            | \$0      | 2                                 | \$202     | 0                           | \$0      | 386                  | \$27,045    | 14         | \$918    | 0           | \$0      |
| CHARITON       | 0            | \$0      | 4                                 | \$1,385   | 0                           | \$0      | 15                   | \$204       | 3          | \$142    | 0           | \$0      |
| CHRISTIAN      | 0            | \$0      | 0                                 | \$0       | 7                           | \$905    | 190                  | \$11,028    | 9          | \$333    | 1           | \$1,617  |
| CLARK          | 0            | \$0      | 5                                 | \$177     | 0                           | \$0      | 27                   | \$2,033     | 0          | \$0      | 0           | \$0      |
| CLAY           | 0            | \$0      | 67                                | \$9,001   | 10                          | \$1,348  | 4                    | \$227       | 5          | \$146    | 0           | \$0      |
| CLINTON        | 0            | \$0      | 12                                | \$630     | 2                           | \$64     | 8                    | \$516       | 3          | \$132    | 0           | \$0      |
| COLE           | 0            | \$0      | 2                                 | \$885     | 2                           | \$168    | 2                    | \$172       | 0          | \$0      | 0           | \$0      |
| COOPER         | 0            | \$0      | 1                                 | \$116     | 0                           | \$0      | 6                    | \$174       | 0          | \$0      | 0           | \$0      |
| CRAWFORD       | 0            | \$0      | 1                                 | \$6       | 1                           | \$8      | 663                  | \$58,537    | 0          | \$0      | 0           | \$0      |
| DADE           | 0            | \$0      | 0                                 | \$0       | 2                           | \$145    | 122                  | \$9,185     | 6          | \$245    | 0           | \$0      |
| DALLAS         | 0            | \$0      | 0                                 | \$0       | 7                           | \$802    | 295                  | \$21,599    | 19         | \$1,158  | 0           | \$0      |
| DAVISS         | 0            | \$0      | 20                                | \$1,212   | 1                           | \$14     | 82                   | \$4,365     | 1          | \$117    | 0           | \$0      |
| DEKALB         | 0            | \$0      | 16                                | \$2,162   | 2                           | \$249    | 55                   | \$2,634     | 1          | \$117    | 0           | \$0      |
| DENT           | 0            | \$0      | 22                                | \$382     | 0                           | \$0      | 285                  | \$21,746    | 2          | \$91     | 0           | \$0      |
| DOUGLAS        | 0            | \$0      | 0                                 | \$0       | 1                           | \$512    | 78                   | \$7,827     | 5          | \$260    | 0           | \$0      |
| DUNKLIN        | 0            | \$0      | 60                                | \$3,467   | 0                           | \$0      | 1,827                | \$144,084   | 44         | \$2,029  | 0           | \$0      |
| FRANKLIN       | 0            | \$0      | 2                                 | \$241     | 4                           | \$199    | 77                   | \$4,755     | 3          | \$141    | 0           | \$0      |
| GASCONADE      | 0            | \$0      | 1                                 | \$42      | 2                           | \$29     | 7                    | \$246       | 0          | \$0      | 0           | \$0      |
| GENTRY         | 0            | \$0      | 31                                | \$1,262   | 0                           | \$0      | 24                   | \$802       | 0          | \$0      | 0           | \$0      |
| GREENE         | 0            | \$0      | 2                                 | \$47      | 36                          | \$3,379  | 205                  | \$14,712    | 60         | \$3,012  | 1           | \$175    |
| GRUNDY         | 0            | \$0      | 6                                 | \$352     | 3                           | \$40     | 75                   | \$3,353     | 1          | \$20     | 0           | \$0      |
| HARRISON       | 0            | \$0      | 1                                 | \$31      | 1                           | \$33     | 133                  | \$7,319     | 1          | \$85     | 0           | \$0      |
| HENRY          | 0            | \$0      | 0                                 | \$0       | 5                           | \$299    | 9                    | \$1,221     | 1          | \$21     | 0           | \$0      |
| HICKORY        | 0            | \$0      | 1                                 | \$34      | 8                           | \$289    | 172                  | \$11,739    | 13         | \$844    | 0           | \$0      |
| HOLT           | 0            | \$0      | 116                               | \$4,622   | 0                           | \$0      | 1                    | \$30        | 0          | \$0      | 0           | \$0      |
| HOWARD         | 0            | \$0      | 1                                 | \$29      | 0                           | \$0      | 2                    | \$7         | 0          | \$0      | 0           | \$0      |
| HOWELL         | 0            | \$0      | 2                                 | \$11      | 3                           | \$57     | 1,192                | \$117,173   | 22         | \$1,683  | 0           | \$0      |
| IRON           | 0            | \$0      | 11                                | \$270     | 2                           | \$18     | 69                   | \$6,230     | 10         | \$482    | 0           | \$0      |
| JACKSON        | 1            | \$961    | 1,347                             | \$258,763 | 45                          | \$3,433  | 22                   | \$2,096     | 25         | \$753    | 0           | \$0      |
| JASPER         | 1            | \$855    | 1                                 | \$14      | 15                          | \$1,427  | 37                   | \$2,822     | 12         | \$588    | 0           | \$0      |
| JEFFERSON      | 1            | \$469    | 13                                | \$1,162   | 5                           | \$128    | 48                   | \$3,160     | 14         | \$605    | 1           | \$776    |
| JOHNSON        | 0            | \$0      | 2                                 | \$138     | 5                           | \$656    | 55                   | \$5,237     | 0          | \$0      | 0           | \$0      |
| KNOX           | 0            | \$0      | 45                                | \$3,779   | 0                           | \$0      | 64                   | \$2,760     | 0          | \$0      | 0           | \$0      |
| LACLEDE        | 0            | \$0      | 34                                | \$4,712   | 14                          | \$1,066  | 957                  | \$84,131    | 13         | \$792    | 0           | \$0      |
| LAFAYETTE      | 0            | \$0      | 4                                 | \$1,015   | 3                           | \$525    | 10                   | \$513       | 3          | \$115    | 0           | \$0      |
| LAWRENCE       | 2            | \$1,466  | 0                                 | \$0       | 6                           | \$413    | 176                  | \$13,156    | 24         | \$1,349  | 0           | \$0      |
| LEWIS          | 0            | \$0      | 4                                 | \$489     | 0                           | \$0      | 169                  | \$10,109    | 0          | \$0      | 0           | \$0      |
| LINCOLN        | 0            | \$0      | 1                                 | \$69      | 8                           | \$2,488  | 675                  | \$63,072    | 6          | \$462    | 0           | \$0      |

69

TABLE 4. MISSOURI MEDICAID RECIPIENTS AND PAYMENTS BY TYPE OF SERVICE, AUGUST, 2000

| COUNTY         | CSTAR PUBLIC |          | FEDERALLY QUALIFIED HEALTH CLINIC |           | NON-PARTICIPATING PROVIDERS |          | RURAL HEALTH CLINICS |          | CRNA       |          | AIDS WAIVER |          |
|----------------|--------------|----------|-----------------------------------|-----------|-----------------------------|----------|----------------------|----------|------------|----------|-------------|----------|
|                | RECIPIENTS   | PAYMENTS | RECIPIENTS                        | PAYMENTS  | RECIPIENTS                  | PAYMENTS | RECIPIENTS           | PAYMENTS | RECIPIENTS | PAYMENTS | RECIPIENTS  | PAYMENTS |
| LINN           | 0            | \$0      | 4                                 | \$321     | 0                           | \$0      | 21                   | \$1,384  | 0          | \$0      | 0           | \$0      |
| LIVINGSTON     | 0            | \$0      | 14                                | \$936     | 0                           | \$0      | 21                   | \$843    | 0          | \$0      | 0           | \$0      |
| MCDONALD       | 0            | \$0      | 0                                 | \$0       | 1                           | \$37     | 323                  | \$23,835 | 1          | \$22     | 0           | \$0      |
| MACON          | 0            | \$0      | 31                                | \$3,618   | 0                           | \$0      | 2                    | \$49     | 3          | \$198    | 0           | \$0      |
| MADISON        | 0            | \$0      | 7                                 | \$217     | 1                           | \$13     | 7                    | \$832    | 16         | \$545    | 0           | \$0      |
| MARIES         | 0            | \$0      | 0                                 | \$0       | 0                           | \$0      | 64                   | \$4,334  | 0          | \$0      | 0           | \$0      |
| MARION         | 0            | \$0      | 10                                | \$925     | 0                           | \$0      | 41                   | \$1,671  | 1          | \$43     | 0           | \$0      |
| MERCER         | 0            | \$0      | 1                                 | \$84      | 0                           | \$0      | 67                   | \$3,881  | 1          | \$26     | 0           | \$0      |
| MILLER         | 0            | \$0      | 1                                 | \$45      | 0                           | \$0      | 4                    | \$421    | 6          | \$298    | 0           | \$0      |
| MISSISSIPPI    | 0            | \$0      | 72                                | \$3,581   | 3                           | \$301    | 233                  | \$9,380  | 1          | \$45     | 0           | \$0      |
| MONITEAU       | 0            | \$0      | 1                                 | \$48      | 0                           | \$0      | 0                    | \$0      | 0          | \$0      | 0           | \$0      |
| MONROE         | 0            | \$0      | 3                                 | \$1,420   | 0                           | \$0      | 11                   | \$447    | 1          | \$124    | 0           | \$0      |
| MONTGOMERY     | 0            | \$0      | 0                                 | \$0       | 1                           | \$67     | 63                   | \$12,228 | 0          | \$0      | 0           | \$0      |
| MORGAN         | 0            | \$0      | 1                                 | \$58      | 0                           | \$0      | 2                    | \$81     | 5          | \$133    | 0           | \$0      |
| NEW MADRID     | 0            | \$0      | 354                               | \$26,455  | 0                           | \$0      | 373                  | \$29,906 | 10         | \$455    | 0           | \$0      |
| NEWTON         | 0            | \$0      | 0                                 | \$0       | 5                           | \$56     | 217                  | \$15,234 | 2          | \$98     | 0           | \$0      |
| NODAWAY        | 0            | \$0      | 13                                | \$1,746   | 0                           | \$0      | 3                    | \$274    | 0          | \$0      | 0           | \$0      |
| OREGON         | 0            | \$0      | 2                                 | \$145     | 23                          | \$413    | 763                  | \$55,791 | 6          | \$313    | 0           | \$0      |
| OSAGE          | 0            | \$0      | 0                                 | \$0       | 0                           | \$0      | 4                    | \$171    | 0          | \$0      | 0           | \$0      |
| OZARK          | 0            | \$0      | 0                                 | \$0       | 0                           | \$0      | 530                  | \$52,838 | 11         | \$633    | 0           | \$0      |
| PEMISCOT       | 0            | \$0      | 33                                | \$1,497   | 0                           | \$0      | 1,173                | \$93,270 | 39         | \$58     | 0           | \$0      |
| PERRY          | 0            | \$0      | 3                                 | \$111     | 1                           | \$6      | 213                  | \$13,358 | 2          | \$101    | 0           | \$0      |
| PETTIS         | 0            | \$0      | 0                                 | \$0       | 13                          | \$785    | 4                    | \$220    | 0          | \$0      | 0           | \$0      |
| PHELPS         | 0            | \$0      | 3                                 | \$451     | 0                           | \$0      | 339                  | \$23,342 | 0          | \$0      | 0           | \$0      |
| PIKE           | 0            | \$0      | 0                                 | \$0       | 0                           | \$0      | 335                  | \$20,937 | 0          | \$0      | 0           | \$0      |
| PLATTE         | 0            | \$0      | 20                                | \$938     | 1                           | \$63     | 0                    | \$0      | 3          | \$117    | 0           | \$0      |
| POLK           | 0            | \$0      | 0                                 | \$0       | 5                           | \$523    | 190                  | \$12,089 | 33         | \$2,236  | 0           | \$0      |
| PULASKI        | 0            | \$0      | 108                               | \$10,632  | 0                           | \$225    | 749                  | \$61,727 | 5          | \$195    | 0           | \$0      |
| PUTMAN         | 0            | \$0      | 4                                 | \$346     | 0                           | \$0      | 114                  | \$6,675  | 0          | \$0      | 0           | \$0      |
| RALLS          | 0            | \$0      | 0                                 | \$0       | 0                           | \$0      | 6                    | \$692    | 0          | \$0      | 0           | \$0      |
| RANDOLPH       | 0            | \$0      | 12                                | \$834     | 0                           | \$0      | 3                    | \$180    | 5          | \$309    | 0           | \$0      |
| RAY            | 0            | \$0      | 3                                 | \$130     | 1                           | \$130    | 25                   | \$2,000  | 2          | \$84     | 0           | \$0      |
| REYNOLDS       | 0            | \$0      | 42                                | \$790     | 0                           | \$0      | 200                  | \$18,603 | 2          | \$81     | 0           | \$0      |
| RIPLEY         | 0            | \$0      | 4                                 | \$198     | 1                           | \$65     | 893                  | \$85,726 | 7          | \$292    | 0           | \$0      |
| ST. CHARLES    | 0            | \$0      | 9                                 | \$1,338   | 3                           | \$46     | 23                   | \$1,429  | 7          | \$233    | 0           | \$0      |
| ST. CLAIR      | 0            | \$0      | 0                                 | \$0       | 0                           | \$0      | 10                   | \$704    | 3          | \$116    | 0           | \$0      |
| ST. FRANCOIS   | 0            | \$0      | 1                                 | \$75      | 2                           | \$25     | 200                  | \$16,032 | 59         | \$2,382  | 0           | \$0      |
| STE. GENEVIEVE | 0            | \$0      | 1                                 | \$39      | 1                           | \$6      | 197                  | \$8,946  | 3          | \$475    | 0           | \$0      |
| ST. LOUIS      | 2            | \$2,674  | 219                               | \$25,528  | 14                          | \$1,068  | 17                   | \$1,065  | 48         | \$2,749  | 3           | \$7,876  |
| SALINE         | 0            | \$0      | 1                                 | \$60      | 0                           | \$0      | 2                    | \$88     | 3          | \$111    | 0           | \$0      |
| SCHUYLER       | 0            | \$0      | 17                                | \$2,120   | 0                           | \$0      | 30                   | \$1,580  | 1          | \$18     | 0           | \$0      |
| SCOTLAND       | 0            | \$0      | 31                                | \$3,389   | 0                           | \$0      | 97                   | \$4,610  | 0          | \$0      | 0           | \$0      |
| SCOTT          | 0            | \$0      | 248                               | \$19,263  | 0                           | \$0      | 206                  | \$16,120 | 0          | \$0      | 0           | \$0      |
| SHANNON        | 0            | \$0      | 17                                | \$335     | 0                           | \$0      | 572                  | \$49,271 | 4          | \$165    | 0           | \$0      |
| SHELBY         | 0            | \$0      | 13                                | \$1,801   | 0                           | \$0      | 109                  | \$4,502  | 2          | \$59     | 0           | \$0      |
| STODDARD       | 0            | \$0      | 44                                | \$2,659   | 1                           | \$4      | 521                  | \$48,342 | 6          | \$635    | 0           | \$0      |
| STONE          | 0            | \$0      | 0                                 | \$0       | 6                           | \$1,020  | 291                  | \$18,514 | 6          | \$627    | 0           | \$0      |
| SULLIVAN       | 0            | \$0      | 10                                | \$975     | 0                           | \$0      | 166                  | \$9,590  | 0          | \$0      | 0           | \$0      |
| TANEY          | 0            | \$0      | 0                                 | \$0       | 6                           | \$1,319  | 301                  | \$20,311 | 9          | \$486    | 0           | \$0      |
| TEXAS          | 0            | \$0      | 5                                 | \$73      | 0                           | \$0      | 631                  | \$54,204 | 13         | \$940    | 0           | \$0      |
| VERNON         | 0            | \$0      | 0                                 | \$0       | 7                           | \$581    | 37                   | \$2,443  | 2          | \$126    | 0           | \$0      |
| WARREN         | 0            | \$0      | 2                                 | \$277     | 1                           | \$87     | 33                   | \$2,345  | 3          | \$279    | 0           | \$0      |
| WASHINGTON     | 0            | \$0      | 1                                 | \$83      | 2                           | \$25     | 648                  | \$55,101 | 17         | \$1,036  | 0           | \$0      |
| WAYNE          | 0            | \$0      | 11                                | \$586     | 7                           | \$141    | 510                  | \$45,987 | 7          | \$325    | 0           | \$0      |
| WEBSTER        | 0            | \$0      | 0                                 | \$0       | 10                          | \$710    | 308                  | \$23,166 | 8          | \$380    | 0           | \$0      |
| WORTH          | 0            | \$0      | 0                                 | \$0       | 1                           | \$16     | 4                    | \$164    | 0          | \$0      | 0           | \$0      |
| WRIGHT         | 0            | \$0      | 1                                 | \$18      | 2                           | \$106    | 487                  | \$39,494 | 12         | \$416    | 0           | \$0      |
| ST. LOUIS CITY | 0            | \$0      | 1,044                             | \$113,827 | 6                           | \$405    | 25                   | \$2,125  | 58         | \$3,118  | 26          | \$59,609 |
| INVALID COUNTY | 0            | \$0      | 3                                 | \$96      | 0                           | \$0      | 5                    | \$268    | 0          | \$0      | 0           | \$0      |

69



TABLE 4. MISSOURI MEDICAID RECIPIENTS AND PAYMENTS BY TYPE OF SERVICE, AUGUST, 2000

| COUNTY         | COMPREHENSIVE DAY REHAB |          | EPSDT REFERRAL SERVICES |             | EPSDT TARGETED CASE MANAGEMENT |           | STATE INSTITUTION TARGETED CASE MNGMNT |             | MENTAL HOSPITAL TARGETED CASE MNGMNT |          | INDEPENDENT LIVING WAIVER |          |
|----------------|-------------------------|----------|-------------------------|-------------|--------------------------------|-----------|--|-------------|--------------------------------------|----------|---------------------------|----------|
|                | RECIPIENTS              | PAYMENTS | RECIPIENTS              | PAYMENTS    | RECIPIENTS                     | PAYMENTS  | RECIPIENTS                             | PAYMENTS    | RECIPIENTS                           | PAYMENTS | RECIPIENTS                | PAYMENTS |
| STATE TOTAL    | 26                      | \$80,635 | 50,273                  | \$7,928,134 | 1,301                          | \$138,998 | 16,054                                 | \$3,321,502 | 227                                  | \$58,206 | 0                         | \$0      |
| ADAIR          | 0                       | \$0      | 356                     | \$51,368    | 0                              | \$0       | 179                                    | \$37,284    | 0                                    | \$0      | 0                         | \$0      |
| ANDREW         | 0                       | \$0      | 199                     | \$33,812    | 1                              | \$108     | 53                                     | \$6,096     | 0                                    | \$0      | 0                         | \$0      |
| ATCHISON       | 0                       | \$0      | 125                     | \$37,638    | 13                             | \$1,399   | 20                                     | \$2,628     | 0                                    | \$0      | 0                         | \$0      |
| AUDRAIN        | 0                       | \$0      | 53                      | \$20,204    | 0                              | \$0       | 133                                    | \$36,774    | 0                                    | \$0      | 0                         | \$0      |
| BARRY          | 0                       | \$0      | 560                     | \$87,649    | 0                              | \$0       | 90                                     | \$23,216    | 0                                    | \$0      | 0                         | \$0      |
| BARTON         | 0                       | \$0      | 322                     | \$35,028    | 0                              | \$0       | 38                                     | \$14,100    | 0                                    | \$0      | 0                         | \$0      |
| BATES          | 0                       | \$0      | 388                     | \$46,901    | 1                              | \$108     | 35                                     | \$9,234     | 0                                    | \$0      | 0                         | \$0      |
| BENTON         | 0                       | \$0      | 508                     | \$32,055    | 0                              | \$0       | 54                                     | \$9,564     | 1                                    | \$72     | 0                         | \$0      |
| BOLLINGER      | 0                       | \$0      | 342                     | \$23,936    | 0                              | \$0       | 47                                     | \$8,670     | 0                                    | \$0      | 0                         | \$0      |
| BOONE          | 0                       | \$0      | 334                     | \$177,703   | 1                              | \$107     | 741                                    | \$145,767   | 2                                    | \$252    | 0                         | \$0      |
| BUCHANAN       | 0                       | \$0      | 1,815                   | \$216,705   | 7                              | \$753     | 568                                    | \$94,800    | 0                                    | \$0      | 0                         | \$0      |
| BUTLER         | 0                       | \$0      | 1,398                   | \$164,489   | 0                              | \$0       | 202                                    | \$63,760    | 0                                    | \$0      | 0                         | \$0      |
| CALDWELL       | 0                       | \$0      | 210                     | \$20,606    | 0                              | \$0       | 27                                     | \$3,816     | 0                                    | \$0      | 0                         | \$0      |
| CALLAWAY       | 0                       | \$0      | 99                      | \$87,399    | 1                              | \$107     | 125                                    | \$34,240    | 0                                    | \$0      | 0                         | \$0      |
| CAMDEN         | 0                       | \$0      | 63                      | \$10,944    | 0                              | \$0       | 65                                     | \$11,970    | 0                                    | \$0      | 0                         | \$0      |
| CAPE GIRARDEAU | 1                       | \$1,210  | 923                     | \$88,407    | 0                              | \$0       | 220                                    | \$82,096    | 0                                    | \$0      | 0                         | \$0      |
| CARROLL        | 0                       | \$0      | 315                     | \$46,947    | 0                              | \$0       | 42                                     | \$12,116    | 1                                    | \$108    | 0                         | \$0      |
| CARTER         | 0                       | \$0      | 199                     | \$28,574    | 0                              | \$0       | 30                                     | \$6,906     | 0                                    | \$0      | 0                         | \$0      |
| CASS           | 0                       | \$0      | 153                     | \$55,457    | 27                             | \$2,903   | 125                                    | \$17,849    | 0                                    | \$0      | 0                         | \$0      |
| CEDAR          | 0                       | \$0      | 342                     | \$68,680    | 0                              | \$0       | 54                                     | \$14,134    | 0                                    | \$0      | 0                         | \$0      |
| CHARITON       | 0                       | \$0      | 21                      | \$3,842     | 0                              | \$0       | 35                                     | \$9,231     | 0                                    | \$0      | 0                         | \$0      |
| CHRISTIAN      | 0                       | \$0      | 1,082                   | \$123,317   | 0                              | \$0       | 123                                    | \$18,172    | 0                                    | \$0      | 0                         | \$0      |
| CLARK          | 0                       | \$0      | 102                     | \$8,955     | 0                              | \$0       | 25                                     | \$3,006     | 0                                    | \$0      | 0                         | \$0      |
| CLAY           | 0                       | \$0      | 184                     | \$64,368    | 22                             | \$2,366   | 295                                    | \$78,836    | 0                                    | \$0      | 0                         | \$0      |
| CLINTON        | 0                       | \$0      | 437                     | \$53,748    | 3                              | \$324     | 35                                     | \$7,182     | 0                                    | \$0      | 0                         | \$0      |
| COLE           | 0                       | \$0      | 132                     | \$33,866    | 0                              | \$0       | 193                                    | \$39,142    | 0                                    | \$0      | 0                         | \$0      |
| COOPER         | 0                       | \$0      | 23                      | \$4,395     | 0                              | \$0       | 54                                     | \$10,336    | 0                                    | \$0      | 0                         | \$0      |
| CRAWFORD       | 0                       | \$0      | 334                     | \$31,419    | 0                              | \$0       | 40                                     | \$18,970    | 0                                    | \$0      | 0                         | \$0      |
| DADE           | 0                       | \$0      | 146                     | \$25,456    | 0                              | \$0       | 12                                     | \$1,966     | 0                                    | \$0      | 0                         | \$0      |
| DALLAS         | 0                       | \$0      | 286                     | \$40,499    | 2                              | \$214     | 38                                     | \$6,900     | 0                                    | \$0      | 0                         | \$0      |
| DAVISS         | 0                       | \$0      | 209                     | \$20,815    | 0                              | \$0       | 23                                     | \$6,858     | 0                                    | \$0      | 0                         | \$0      |
| DEKALB         | 0                       | \$0      | 235                     | \$24,271    | 0                              | \$0       | 27                                     | \$4,950     | 0                                    | \$0      | 0                         | \$0      |
| DENT           | 0                       | \$0      | 397                     | \$38,708    | 0                              | \$0       | 41                                     | \$11,362    | 0                                    | \$0      | 0                         | \$0      |
| DOUGLAS        | 0                       | \$0      | 423                     | \$78,972    | 0                              | \$0       | 37                                     | \$3,720     | 0                                    | \$0      | 0                         | \$0      |
| DUNKLIN        | 0                       | \$0      | 1,349                   | \$109,222   | 0                              | \$0       | 175                                    | \$54,030    | 0                                    | \$0      | 0                         | \$0      |
| FRANKLIN       | 0                       | \$0      | 169                     | \$52,733    | 0                              | \$0       | 200                                    | \$48,039    | 0                                    | \$0      | 0                         | \$0      |
| GASCONADE      | 0                       | \$0      | 43                      | \$20,396    | 0                              | \$0       | 60                                     | \$19,074    | 0                                    | \$0      | 0                         | \$0      |
| GENRY          | 0                       | \$0      | 112                     | \$15,584    | 0                              | \$0       | 60                                     | \$8,376     | 0                                    | \$0      | 0                         | \$0      |
| GREENE         | 0                       | \$0      | 4,651                   | \$661,323   | 0                              | \$0       | 658                                    | \$124,345   | 0                                    | \$0      | 0                         | \$0      |
| GRUNDY         | 0                       | \$0      | 178                     | \$13,938    | 0                              | \$0       | 46                                     | \$10,512    | 0                                    | \$0      | 0                         | \$0      |
| HARRISON       | 0                       | \$0      | 143                     | \$9,929     | 0                              | \$0       | 66                                     | \$10,518    | 0                                    | \$0      | 0                         | \$0      |
| HENRY          | 0                       | \$0      | 77                      | \$15,537    | 0                              | \$0       | 77                                     | \$19,906    | 0                                    | \$0      | 0                         | \$0      |
| HICKORY        | 0                       | \$0      | 184                     | \$22,083    | 0                              | \$0       | 20                                     | \$3,138     | 0                                    | \$0      | 0                         | \$0      |
| HOLT           | 0                       | \$0      | 101                     | \$7,415     | 0                              | \$0       | 13                                     | \$1,884     | 0                                    | \$0      | 0                         | \$0      |
| HOWARD         | 0                       | \$0      | 20                      | \$3,826     | 0                              | \$0       | 52                                     | \$4,644     | 0                                    | \$0      | 0                         | \$0      |
| HOWELL         | 1                       | \$1,295  | 951                     | \$132,412   | 0                              | \$0       | 102                                    | \$25,524    | 0                                    | \$0      | 0                         | \$0      |
| IRON           | 0                       | \$0      | 313                     | \$50,485    | 1                              | \$108     | 62                                     | \$10,230    | 0                                    | \$0      | 0                         | \$0      |
| JACKSON        | 4                       | \$10,445 | 2,221                   | \$749,047   | 1,149                          | \$122,984 | 1,625                                  | \$286,597   | 1                                    | \$402    | 0                         | \$0      |
| JASPER         | 0                       | \$0      | 2,419                   | \$279,903   | 0                              | \$0       | 558                                    | \$224,876   | 0                                    | \$0      | 0                         | \$0      |
| JEFFERSON      | 1                       | \$4,620  | 448                     | \$138,507   | 0                              | \$0       | 262                                    | \$34,282    | 0                                    | \$0      | 0                         | \$0      |
| JOHNSON        | 0                       | \$0      | 75                      | \$12,242    | 1                              | \$108     | 66                                     | \$10,906    | 2                                    | \$174    | 0                         | \$0      |
| KNOX           | 0                       | \$0      | 74                      | \$10,576    | 0                              | \$0       | 18                                     | \$832       | 0                                    | \$0      | 0                         | \$0      |
| LACLEDE        | 0                       | \$0      | 603                     | \$66,480    | 0                              | \$0       | 82                                     | \$10,789    | 0                                    | \$0      | 0                         | \$0      |
| LAFAYETTE      | 1                       | \$880    | 65                      | \$15,402    | 0                              | \$0       | 123                                    | \$18,120    | 1                                    | \$318    | 0                         | \$0      |
| LAURENCE       | 3                       | \$21,480 | 763                     | \$108,307   | 0                              | \$0       | 103                                    | \$18,858    | 0                                    | \$0      | 0                         | \$0      |
| LEWIS          | 0                       | \$0      | 146                     | \$14,070    | 0                              | \$0       | 33                                     | \$5,364     | 0                                    | \$0      | 0                         | \$0      |
| LINCOLN        | 0                       | \$0      | 510                     | \$43,594    | 0                              | \$0       | 161                                    | \$16,480    | 0                                    | \$0      | 0                         | \$0      |

TABLE 4. MISSOURI MEDICAID RECIPIENTS AND PAYMENTS BY TYPE OF SERVICE, AUGUST, 2000

| COUNTY         | COMPREHENSIVE DAY REHAB |          | EPSDT REFERRAL SERVICES |           | EPSDT TARGETED CASE MANAGEMENT |          | STATE INSTITUTION TARGETED CASE MNGHNT |           | MENTAL HOSPITAL TARGETED CASE MNGHNT |          | INDEPENDENT LIVING WAIVER |          |
|----------------|-------------------------|----------|-------------------------|-----------|--------------------------------|----------|--|-----------|--------------------------------------|----------|---------------------------|----------|
|                | RECIPIENTS              | PAYMENTS | RECIPIENTS              | PAYMENTS  | RECIPIENTS                     | PAYMENTS | RECIPIENTS                             | PAYMENTS  | RECIPIENTS                           | PAYMENTS | RECIPIENTS                | PAYMENTS |
| LINN           | 0                       | \$0      | 260                     | \$18,194  | 0                              | \$0      | 61                                     | \$11,472  | 0                                    | \$0      | 0                         | \$0      |
| LIVINGSTON     | 0                       | \$0      | 293                     | \$22,173  | 0                              | \$0      | 63                                     | \$9,642   | 0                                    | \$0      | 0                         | \$0      |
| MCDONALD       | 0                       | \$0      | 446                     | \$42,609  | 0                              | \$0      | 51                                     | \$17,420  | 0                                    | \$0      | 0                         | \$0      |
| MACON          | 0                       | \$0      | 211                     | \$52,137  | 0                              | \$0      | 55                                     | \$10,476  | 0                                    | \$0      | 0                         | \$0      |
| MADISON        | 0                       | \$0      | 362                     | \$55,414  | 0                              | \$0      | 32                                     | \$9,420   | 0                                    | \$0      | 0                         | \$0      |
| MARIES         | 0                       | \$0      | 125                     | \$13,626  | 0                              | \$0      | 12                                     | \$3,514   | 0                                    | \$0      | 0                         | \$0      |
| MARION         | 0                       | \$0      | 880                     | \$69,991  | 0                              | \$0      | 256                                    | \$52,560  | 0                                    | \$0      | 0                         | \$0      |
| MERCER         | 0                       | \$0      | 50                      | \$3,810   | 0                              | \$0      | 15                                     | \$1,944   | 0                                    | \$0      | 0                         | \$0      |
| HILLER         | 0                       | \$0      | 80                      | \$21,953  | 0                              | \$0      | 47                                     | \$9,962   | 0                                    | \$0      | 0                         | \$0      |
| MISSISSIPPI    | 0                       | \$0      | 525                     | \$42,270  | 0                              | \$0      | 43                                     | \$8,868   | 0                                    | \$0      | 0                         | \$0      |
| MONITEAU       | 0                       | \$0      | 22                      | \$3,090   | 0                              | \$0      | 23                                     | \$2,348   | 1                                    | \$138    | 0                         | \$0      |
| MONROE         | 0                       | \$0      | 24                      | \$5,586   | 0                              | \$0      | 59                                     | \$21,268  | 0                                    | \$0      | 0                         | \$0      |
| MONTGOMERY     | 0                       | \$0      | 56                      | \$9,891   | 0                              | \$0      | 51                                     | \$15,734  | 0                                    | \$0      | 0                         | \$0      |
| MORGAN         | 0                       | \$0      | 48                      | \$18,598  | 0                              | \$0      | 54                                     | \$6,778   | 1                                    | \$306    | 0                         | \$0      |
| NEW MADRID     | 0                       | \$0      | 608                     | \$94,092  | 0                              | \$0      | 44                                     | \$8,226   | 0                                    | \$0      | 0                         | \$0      |
| NEWTON         | 0                       | \$0      | 1,045                   | \$147,176 | 0                              | \$0      | 138                                    | \$43,267  | 0                                    | \$0      | 0                         | \$0      |
| NODAWAY        | 0                       | \$0      | 211                     | \$14,782  | 0                              | \$0      | 79                                     | \$12,088  | 0                                    | \$0      | 0                         | \$0      |
| OREGON         | 1                       | \$8,215  | 163                     | \$20,609  | 0                              | \$0      | 42                                     | \$10,932  | 0                                    | \$0      | 0                         | \$0      |
| OSAGE          | 0                       | \$0      | 20                      | \$2,978   | 0                              | \$0      | 44                                     | \$13,374  | 0                                    | \$0      | 0                         | \$0      |
| OZARK          | 0                       | \$0      | 180                     | \$13,762  | 0                              | \$0      | 18                                     | \$2,922   | 0                                    | \$0      | 0                         | \$0      |
| PEMISCOT       | 1                       | \$4,770  | 917                     | \$86,851  | 0                              | \$0      | 48                                     | \$18,786  | 0                                    | \$0      | 0                         | \$0      |
| PERRY          | 0                       | \$0      | 233                     | \$77,630  | 0                              | \$0      | 65                                     | \$17,490  | 0                                    | \$0      | 0                         | \$0      |
| PETTIS         | 6                       | \$18,260 | 146                     | \$25,175  | 1                              | \$108    | 71                                     | \$10,048  | 153                                  | \$42,924 | 0                         | \$0      |
| PHELPS         | 0                       | \$0      | 962                     | \$118,885 | 1                              | \$108    | 162                                    | \$41,402  | 0                                    | \$0      | 0                         | \$0      |
| PIKE           | 0                       | \$0      | 243                     | \$21,819  | 0                              | \$0      | 110                                    | \$29,826  | 0                                    | \$0      | 0                         | \$0      |
| PLATTE         | 0                       | \$0      | 57                      | \$18,930  | 14                             | \$1,506  | 105                                    | \$18,724  | 0                                    | \$0      | 0                         | \$0      |
| POLK           | 0                       | \$0      | 560                     | \$115,356 | 3                              | \$322    | 87                                     | \$14,466  | 0                                    | \$0      | 0                         | \$0      |
| PULASKI        | 0                       | \$0      | 491                     | \$63,863  | 0                              | \$0      | 57                                     | \$15,746  | 0                                    | \$0      | 0                         | \$0      |
| PUTMAN         | 0                       | \$0      | 58                      | \$3,755   | 0                              | \$0      | 28                                     | \$5,196   | 0                                    | \$0      | 0                         | \$0      |
| RALLS          | 0                       | \$0      | 195                     | \$13,869  | 0                              | \$0      | 38                                     | \$7,734   | 0                                    | \$0      | 0                         | \$0      |
| RANDOLPH       | 0                       | \$0      | 76                      | \$23,308  | 3                              | \$321    | 90                                     | \$15,881  | 0                                    | \$0      | 0                         | \$0      |
| RAY            | 0                       | \$0      | 36                      | \$6,328   | 2                              | \$216    | 58                                     | \$14,776  | 0                                    | \$0      | 0                         | \$0      |
| REYNOLDS       | 0                       | \$0      | 189                     | \$57,287  | 4                              | \$428    | 36                                     | \$8,676   | 0                                    | \$0      | 0                         | \$0      |
| RIPLEY         | 0                       | \$0      | 296                     | \$30,820  | 0                              | \$0      | 41                                     | \$9,330   | 0                                    | \$0      | 0                         | \$0      |
| ST. CHARLES    | 0                       | \$0      | 321                     | \$101,638 | 2                              | \$214    | 454                                    | \$70,583  | 0                                    | \$0      | 0                         | \$0      |
| ST. CLAIR      | 0                       | \$0      | 26                      | \$4,057   | 1                              | \$107    | 19                                     | \$3,242   | 0                                    | \$0      | 0                         | \$0      |
| ST. FRANCOIS   | 1                       | \$3,300  | 1,244                   | \$181,447 | 0                              | \$0      | 201                                    | \$40,666  | 0                                    | \$0      | 0                         | \$0      |
| STE. GENEVIEVE | 0                       | \$0      | 256                     | \$39,619  | 0                              | \$0      | 69                                     | \$32,538  | 0                                    | \$0      | 0                         | \$0      |
| ST. LOUIS      | 2                       | \$3,080  | 1,339                   | \$499,914 | 3                              | \$323    | 2,051                                  | \$352,306 | 0                                    | \$0      | 0                         | \$0      |
| SALINE         | 0                       | \$0      | 141                     | \$32,926  | 4                              | \$429    | 125                                    | \$24,466  | 64                                   | \$13,512 | 0                         | \$0      |
| SCHUYLER       | 0                       | \$0      | 88                      | \$6,792   | 0                              | \$0      | 6                                      | \$468     | 0                                    | \$0      | 0                         | \$0      |
| SCOTLAND       | 0                       | \$0      | 78                      | \$12,795  | 0                              | \$0      | 7                                      | \$2,130   | 0                                    | \$0      | 0                         | \$0      |
| SCOTT          | 0                       | \$0      | 1,202                   | \$156,892 | 0                              | \$0      | 175                                    | \$39,960  | 0                                    | \$0      | 0                         | \$0      |
| SHANNON        | 0                       | \$0      | 132                     | \$12,171  | 0                              | \$0      | 4                                      | \$756     | 0                                    | \$0      | 0                         | \$0      |
| SHELBY         | 0                       | \$0      | 149                     | \$11,537  | 0                              | \$0      | 25                                     | \$4,740   | 0                                    | \$0      | 0                         | \$0      |
| STODDARD       | 0                       | \$0      | 696                     | \$67,868  | 0                              | \$0      | 99                                     | \$32,268  | 0                                    | \$0      | 0                         | \$0      |
| STONE          | 0                       | \$0      | 484                     | \$71,573  | 0                              | \$0      | 39                                     | \$3,922   | 0                                    | \$0      | 0                         | \$0      |
| SULLIVAN       | 0                       | \$0      | 83                      | \$7,297   | 0                              | \$0      | 41                                     | \$8,610   | 0                                    | \$0      | 0                         | \$0      |
| TANEY          | 0                       | \$0      | 724                     | \$81,493  | 0                              | \$0      | 99                                     | \$16,830  | 0                                    | \$0      | 0                         | \$0      |
| TEXAS          | 0                       | \$0      | 502                     | \$69,018  | 0                              | \$0      | 54                                     | \$8,820   | 0                                    | \$0      | 0                         | \$0      |
| VERNON         | 0                       | \$0      | 668                     | \$152,438 | 9                              | \$969    | 100                                    | \$24,985  | 0                                    | \$0      | 0                         | \$0      |
| WARREN         | 0                       | \$0      | 251                     | \$30,904  | 0                              | \$0      | 114                                    | \$16,270  | 0                                    | \$0      | 0                         | \$0      |
| WASHINGTON     | 0                       | \$0      | 519                     | \$57,795  | 0                              | \$0      | 87                                     | \$24,542  | 0                                    | \$0      | 0                         | \$0      |
| WAYNE          | 0                       | \$0      | 384                     | \$46,395  | 0                              | \$0      | 38                                     | \$13,914  | 0                                    | \$0      | 0                         | \$0      |
| WEBSTER        | 0                       | \$0      | 616                     | \$78,173  | 1                              | \$1      | 64                                     | \$9,494   | 0                                    | \$0      | 0                         | \$0      |
| WORTH          | 0                       | \$0      | 36                      | \$1,683   | 0                              | \$0      | 5                                      | \$1,542   | 0                                    | \$0      | 0                         | \$0      |
| WRIGHT         | 0                       | \$0      | 493                     | \$54,142  | 0                              | \$0      | 38                                     | \$4,890   | 0                                    | \$0      | 0                         | \$0      |
| ST. LOUIS CITY | 4                       | \$3,080  | 1,381                   | \$365,221 | 1                              | \$107    | 1,494                                  | \$255,795 | 0                                    | \$0      | 0                         | \$0      |
| INVALID COUNTY | 0                       | \$0      | 42                      | \$7,729   | 23                             | \$2,468  | 15                                     | \$4,488   | 0                                    | \$0      | 0                         | \$0      |

TABLE 4. MISSOURI MEDICAID RECIPIENTS AND PAYMENTS BY TYPE OF SERVICE, AUGUST, 2000

| COUNTY         | DFS<br>CASE MANAGEMENT |             |
|----------------|------------------------|-------------|
|                | RECIPIENTS             | PAYMENTS    |
| STATE TOTAL    | 1,197                  | \$3,109,765 |
| ADAIR          | 2                      | \$5,188     |
| ANDREW         | 1                      | \$1,852     |
| ATCHISON       | 92                     | \$247,468   |
| AUDRAIN        | 2                      | \$4,804     |
| BARRY          | 2                      | \$5,278     |
| BARTON         | 2                      | \$8,537     |
| BATES          | 1                      | \$3,310     |
| BENTON         | 0                      | \$0         |
| BOLLINGER      | 2                      | \$2,996     |
| BOONE          | 23                     | \$68,374    |
| BUCHANAN       | 5                      | \$7,098     |
| BUTLER         | 5                      | \$6,998     |
| CALDWELL       | 0                      | \$0         |
| CALLAWAY       | 29                     | \$70,334    |
| CAMDEN         | 1                      | \$1,355     |
| CAPE GIRARDEAU | 1                      | \$2,032     |
| CARROLL        | 1                      | \$1,576     |
| CARTER         | 0                      | \$0         |
| CASS           | 17                     | \$33,783    |
| CEDAR          | 3                      | \$3,302     |
| CHARITON       | 0                      | \$0         |
| CHRISTIAN      | 5                      | \$11,390    |
| CLARK          | 0                      | \$0         |
| CLAY           | 1                      | \$3,310     |
| CLINTON        | 3                      | \$5,313     |
| COLE           | 3                      | \$4,924     |
| COOPER         | 1                      | \$15        |
| CRAWFORD       | 0                      | \$0         |
| DADE           | 1                      | \$2,389     |
| DALLAS         | 1                      | \$637       |
| DAVISS         | 0                      | \$0         |
| DEKALB         | 0                      | \$0         |
| DENT           | 7                      | \$18,025    |
| DOUGLAS        | 0                      | \$0         |
| DUNKLIN        | 2                      | \$3,383     |
| FRANKLIN       | 6                      | \$9,382     |
| GASCONADE      | 1                      | \$3,756     |
| GENTRY         | 0                      | \$0         |
| GREENE         | 51                     | \$125,060   |
| GRUNDY         | 1                      | \$3,310     |
| HARRISON       | 0                      | \$0         |
| HENRY          | 1                      | \$234       |
| HICKORY        | 0                      | \$0         |
| HOLT           | 1                      | \$2,911     |
| HOWARD         | 0                      | \$0         |
| HOWELL         | 3                      | \$5,948     |
| IRON           | 3                      | \$6,293     |
| JACKSON        | 173                    | \$466,900   |
| JASPER         | 43                     | \$88,050    |
| JEFFERSON      | 19                     | \$35,066    |
| JOHNSON        | 1                      | \$2,389     |
| KNOX           | 4                      | \$7,883     |
| LACLEDE        | 4                      | \$9,388     |
| LAFAYETTE      | 0                      | \$0         |
| LAWRENCE       | 6                      | \$7,848     |
| LEWIS          | 0                      | \$0         |
| LINCOLN        | 2                      | \$6,456     |

TABLE 4. MISSOURI MEDICAID RECIPIENTS AND PAYMENTS BY TYPE OF SERVICE, AUGUST, 2000

| COUNTY         | DFS<br>CASE MANAGEMENT |           |
|----------------|------------------------|-----------|
|                | RECIPIENTS             | PAYMENTS  |
| LINN           | 1                      | \$2,460   |
| LIVINGSTON     | 0                      | \$0       |
| MCDONALD       | 0                      | \$0       |
| MACON          | 0                      | \$0       |
| MADISON        | 1                      | \$2,775   |
| MARIES         | 0                      | \$0       |
| MARION         | 1                      | \$3,296   |
| MERCER         | 0                      | \$0       |
| HILLER         | 6                      | \$12,141  |
| MISSISSIPPI    | 3                      | \$4,482   |
| MONITEAU       | 0                      | \$0       |
| MONROE         | 1                      | \$278     |
| MONTGOMERY     | 1                      | \$1,238   |
| MORGAN         | 0                      | \$0       |
| NEW MADRID     | 0                      | \$0       |
| NEWTON         | 4                      | \$8,868   |
| NODAWAY        | 0                      | \$0       |
| OREGON         | 0                      | \$0       |
| OSAGE          | 1                      | \$1,882   |
| OZARK          | 0                      | \$0       |
| PEMISCOT       | 0                      | \$0       |
| PERRY          | 5                      | \$8,212   |
| PETTIS         | 4                      | \$5,458   |
| HELPS          | 68                     | \$237,267 |
| PIKE           | 1                      | \$626     |
| PLATTE         | 7                      | \$17,514  |
| POLK           | 32                     | \$105,592 |
| PULASKI        | 5                      | \$12,351  |
| PUTMAN         | 0                      | \$0       |
| RALLS          | 1                      | \$150     |
| RANDOLPH       | 10                     | \$34,171  |
| RAY            | 0                      | \$0       |
| REYNOLDS       | 45                     | \$99,712  |
| RIPLEY         | 2                      | \$3,693   |
| ST. CHARLES    | 21                     | \$84,928  |
| ST. CLAIR      | 1                      | \$1,029   |
| ST. FRANCOIS   | 33                     | \$73,815  |
| STE. GENEVIEVE | 1                      | \$4,696   |
| ST. LOUIS      | 176                    | \$444,191 |
| SALINE         | 28                     | \$71,906  |
| SCHUYLER       | 0                      | \$0       |
| SCOTLAND       | 1                      | \$3,010   |
| SCOTT          | 5                      | \$12,444  |
| SHANNON        | 1                      | \$2,734   |
| SHELBY         | 1                      | \$1,877   |
| STODDARD       | 1                      | \$1,456   |
| STONE          | 3                      | \$5,486   |
| SULLIVAN       | 0                      | \$0       |
| TANEY          | 5                      | \$14,508  |
| TEXAS          | 1                      | \$3,902   |
| VERNON         | 28                     | \$79,994  |
| WARREN         | 1                      | \$121     |
| WASHINGTON     | 0                      | \$0       |
| WAYNE          | 2                      | \$7,492   |
| WEBSTER        | 0                      | \$0       |
| WORTH          | 0                      | \$0       |
| WRIGHT         | 1                      | \$4,123   |
| ST. LOUIS CITY | 150                    | \$406,369 |
| INVALID COUNTY | 6                      | \$18,937  |

Table 5. Medical Statistics, August, 2000

ELIGIBILITY CATEGORY: Grand Total

Number of eligibles on 07/31/00 - 761,571

Capitation enrollment - 320,565

Total eligibles enrolled during August - 772,385

|                                    | EXPENDITURES     | RECIPIENTS | COST PER RECIPIENT | UNITS OF SERVICE | UNITS PER RECIPIENT | COST PER SERVICE |
|------------------------------------|------------------|------------|--------------------|------------------|---------------------|------------------|
| <b>NURSING FACILITIES</b> .....    | \$62,868,775.57  | 25,898*    | \$2,427.55         | 782,566          | 30.2                | \$80.34          |
| <b>HOSPITALS</b>                   |                  |            |                    |                  |                     |                  |
| Inpatient.....                     | \$28,226,864.67  | 8,773      | \$3,217.47         | 37,277           | 4.2                 | \$757.22         |
| Outpatient.....                    | \$19,255,732.37  | 64,636     | \$297.91           | 249,119          | 3.9                 | \$77.50          |
| Subtotal.....                      | \$47,482,597.04  | 69,900*    | \$679.29           | 286,396          | 4.1                 | \$165.79         |
| <b>DENTAL SERVICES</b> .....       | \$466,981.04     | 6,303*     | \$74.09            | 16,656           | 2.6                 | \$28.04          |
| <b>PHARMACY</b> .....              | \$49,513,074.73  | 202,298*   | \$244.75           | 960,569          | 4.7                 | \$51.55          |
| <b>PHYSICIAN RELATED</b>           |                  |            |                    |                  |                     |                  |
| Physician.....                     | \$4,516,443.69   | 63,268     | \$71.39            | 216,472          | 3.4                 | \$20.86          |
| Clinic.....                        | \$4,885,411.81   | 68,815     | \$70.99            | 366,402          | 5.3                 | \$133.33         |
| Family Planning.....               | \$717,840.42     | 9,401      | \$76.36            | 20,571           | 2.2                 | \$34.90          |
| X-ray & Lab.....                   | \$499,917.12     | 16,237     | \$30.79            | 59,944           | 3.7                 | \$12.51          |
| Nurse Practitioner.....            | \$72,545.85      | 2,285      | \$31.75            | 3,272            | 1.4                 | \$19.76          |
| Podiatry.....                      | \$106,054.70     | 4,841      | \$21.91            | 7,370            | 1.5                 | \$14.39          |
| CRNA Services.....                 | \$41,930.77      | 851        | \$49.27            | 34,989           | 41.0                | \$1.20           |
| Rural Health Clinics.....          | \$1,739,799.79   | 21,950     | \$79.26            | 41,005           | 1.9                 | \$42.43          |
| Case Management.....               | \$22,453.44      | 950        | \$23.64            | 1,061            | 1.1                 | \$21.16          |
| Fed Qualified Health Care.....     | \$591,235.56     | 5,217      | \$113.33           | 19,855           | 3.8                 | \$29.78          |
| Subtotal.....                      | \$13,193,633.13  | 148,863*   | \$88.63            | 751,361          | 5.0                 | \$17.56          |
| <b>IN-HOME SERVICES</b>            |                  |            |                    |                  |                     |                  |
| Home Health Services.....          | \$374,590.03     | 646        | \$579.86           | 35,058           | 54.3                | \$10.68          |
| Adult Day Health Care.....         | \$528,085.00     | 679        | \$777.74           | 12,451           | 18.2                | \$42.38          |
| Homemaker/Respite Care.....        | \$6,048,402.85   | 17,672     | \$342.26           | 55,476           | 3.1                 | \$110.87         |
| Personal Care.....                 | \$10,377,709.55  | 27,680     | \$380.70           | 77,703           | 2.8                 | \$134.96         |
| Aids Waiver.....                   | \$370,054.31     | 32         | \$11,593.88        | 2,174            | 67.3                | \$170.55         |
| Physical Disabled Waiver.....      | \$165,065.16     | 14         | \$11,790.57        | 2,527            | 181.9               | \$25.56          |
| Independent Living Waiver.....     |                  |            |                    |                  |                     |                  |
| Subtotal.....                      | \$17,723,906.90  | 31,402*    | \$564.42           | 1,384,499        | 44.0                | \$12.80          |
| <b>REHAB AND SPECIALTY SERVICE</b> |                  |            |                    |                  |                     |                  |
| Audiology Services.....            | \$111,252.04     | 491        | \$226.58           | 821              | 1.7                 | \$135.51         |
| Optometric Services.....           | \$418,620.70     | 8,036      | \$52.10            | 13,959           | 1.7                 | \$29.65          |
| Durable Medical Equip.....         | \$2,713,177.00   | 16,461     | \$164.85           | 72,399           | 4.4                 | \$106.17         |
| Ambulance Services.....            | \$588,241.36     | 4          | \$147,060.42       | 16,161           | 16.0                | \$106.86         |
| Rehabilitation Center.....         | \$323,259.43     | 4          | \$80,814.75        | 220              | 55.0                | \$107.27         |
| Hospice.....                       | \$1,303,613.74   | 5          | \$260,722.75       | 16,885           | 3.4                 | \$177.24         |
| Non-Emergency Trans.....           | \$1,018,119.24   | 5          | \$203,623.68       | 26,654           | 5.3                 | \$107.24         |
| Non-Participating Prov.....        | \$30,384.54      | 373        | \$81.46            | 1,071            | 2.9                 | \$108.05         |
| Comprehensive Day Rehab.....       | \$80,635.00      | 26         | \$3,099.62         | 1,749            | 67.3                | \$107.96         |
| Diabetes Self-Mgmt Trng.....       | \$580.00         | 15         | \$38.67            | 18               | 1.2                 | \$32.22          |
| Subtotal.....                      | \$6,288,242.85   | 33,074*    | \$190.13           | 225,191          | 6.8                 | \$27.92          |
| <b>BUY-IN PREMIUMS</b>             |                  |            |                    |                  |                     |                  |
| Part-A.....                        | \$227,218.80     | 705        | \$322.30           |                  |                     |                  |
| Part-B.....                        | \$4,133,457.90   | 88,729     | \$46.59            |                  |                     |                  |
| Subtotal ***.....                  | \$4,360,676.70   | 89,434     | \$48.76            |                  |                     |                  |
| <b>MENTAL HEALTH SERVICES</b>      |                  |            |                    |                  |                     |                  |
| Private Home ICF/HR.....           | \$404,182.12     | 83         | \$4,869.66         | 2,719            | 32.8                | \$148.65         |
| MR/DD Waiver.....                  | \$17,611,535.75  | 6,534      | \$2,695.37         | 1,097,035        | 167.9               | \$16.05          |
| Psych Rehab-Private.....           | \$3,201,600.29   | 6,464      | \$495.30           | 175,315          | 27.1                | \$18.26          |
| CSTAR-Private.....                 | \$1,423,071.57   | 1,937      | \$734.69           | 174,252          | 90.0                | \$8.17           |
| Targeted Case management.....      | \$58,206.00      | 227        | \$256.41           | 9,701            | 42.7                | \$6.00           |
| Subtotal.....                      | \$22,698,595.72  | 14,945*    | \$1,518.81         | 1,459,022        | 97.6                | \$15.56          |
| <b>STATE INSTITUTIONS</b>          |                  |            |                    |                  |                     |                  |
| ICF/Mentally Retarded.....         | \$7,836,771.08   | 1,160      | \$6,755.84         | 35,285           | 30.4                | \$222.10         |
| Mental Hospital.....               | \$55,257.63      | 32         | \$1,726.18         | 503              | 15.7                | \$109.82         |
| Psych Care Under Age 22.....       | \$397,725.60     | 225        | \$1,767.67         | 1,189            | 5.3                 | \$334.50         |
| Psych Rehab-Public.....            |                  |            |                    |                  |                     |                  |
| CSTAR-Public.....                  | \$6,428.08       | 7          | \$918.30           | 617              | 88.1                | \$10.42          |
| Targeted Case management.....      | \$3,321,502.69   | 16,054     | \$206.90           | 498,152          | 31.0                | \$6.67           |
| DFS Case Management.....           | \$3,109,765.93   | 1,197      | \$2,597.97         | 4,836            | 4.0                 | \$643.05         |
| Subtotal.....                      | \$14,727,431.01  | 18,486*    | \$796.68           | 540,582          | 29.2                | \$27.24          |
| <b>EPSDT SERVICES</b>              |                  |            |                    |                  |                     |                  |
| EPSDT Screenings.....              | \$471,179.86     | 7,530      | \$62.57            | 7,891            | 1.0                 | \$59.71          |
| EPSDT Referral Services.....       | \$7,928,134.50   | 50,257     | \$157.75           | 406,815          | 8.1                 | \$19.49          |
| EPSDT Targeted Case Mgmt.....      | \$138,998.00     | 1,301      | \$106.84           | 1,293            | 1.0                 | \$107.50         |
| Subtotal.....                      | \$8,538,312.36   | 53,310*    | \$160.16           | 415,999          | 7.8                 | \$20.52          |
| <b>MANAGED CARE PREMIUMS</b> ..... | \$33,196,745.12  | 320,565*   | \$103.56           |                  |                     |                  |
| =====                              |                  |            |                    |                  |                     |                  |
| <b>Total</b> .....                 | \$281,058,972.17 | 609,394*   | \$461.21           |                  |                     |                  |

\* Unduplicated totals

\*\*\* Recipients are not added to total.

Table 5. Medical Statistics, August, 2000

ELIGIBILITY CATEGORY: Old Age Assistance

Number of eligibles on 07/31/00 - 68,536

Total eligibles enrolled during August - 70,828

|                                    | EXPENDITURES           | RECIPIENTS     | COST PER RECIPIENT | UNITS OF SERVICE | UNITS PER RECIPIENT | COST PER SERVICE |
|------------------------------------|------------------------|----------------|--------------------|------------------|---------------------|------------------|
| <b>NURSING FACILITIES.....</b>     | <b>\$53,952,124.71</b> | <b>22,393*</b> | <b>\$2,409.33</b>  | <b>678,571</b>   | <b>30.3</b>         | <b>\$79.51</b>   |
| <b>HOSPITALS</b>                   |                        |                |                    |                  |                     |                  |
| Inpatient.....                     | \$1,631,408.63         | 1,415          | \$1,152.94         | 3,144            | 2.2                 | \$518.90         |
| Outpatient.....                    | \$2,512,877.07         | 9,687          | \$259.41           | 18,758           | 1.9                 | \$133.96         |
| Subtotal.....                      | \$4,144,285.70         | 10,814*        | \$383.23           | 21,902           | 2.0                 | \$189.22         |
| <b>DENTAL SERVICES.....</b>        | <b>\$94,570.62</b>     | <b>999*</b>    | <b>\$94.67</b>     | <b>2,576</b>     | <b>2.6</b>          | <b>\$36.71</b>   |
| <b>PHARMACY.....</b>               | <b>\$15,070,787.88</b> | <b>58,062*</b> | <b>\$259.56</b>    | <b>361,857</b>   | <b>6.2</b>          | <b>\$41.65</b>   |
| <b>PHYSICIAN RELATED</b>           |                        |                |                    |                  |                     |                  |
| Physician.....                     | \$672,023.53           | 15,416         | \$43.59            | 39,454           | 2.6                 | \$17.03          |
| Clinic.....                        | \$870,657.59           | 16,019         | \$54.35            | 48,297           | 3.0                 | \$18.03          |
| Family Planning.....               | \$425.66               | 14             | \$30.40            | 14               | 1.0                 | \$30.40          |
| X-ray & Lab.....                   | \$62,006.43            | 3,186          | \$19.46            | 7,600            | 2.4                 | \$8.16           |
| Nurse Practitioner.....            | \$6,908.92             | 506            | \$13.65            | 703              | 1.4                 | \$9.83           |
| Podiatry.....                      | \$39,326.63            | 2,688          | \$14.63            | 3,914            | 1.5                 | \$10.05          |
| CRNA Services.....                 | \$5,590.79             | 157            | \$35.61            | 1,522            | 9.7                 | \$3.67           |
| Rural Health Clinics.....          | \$73,677.29            | 2,623          | \$28.09            | 4,290            | 1.6                 | \$17.17          |
| Case Management.....               |                        |                |                    |                  |                     |                  |
| Fed Qualified Health Care.....     | \$63,043.77            | 1,051          | \$59.98            | 2,604            | 2.5                 | \$24.21          |
| Subtotal.....                      | \$1,793,660.61         | 32,253*        | \$55.61            | 108,398          | 3.3                 | \$16.55          |
| <b>IN-HOME SERVICES</b>            |                        |                |                    |                  |                     |                  |
| Home Health Services.....          | \$20,040.05            | 37             | \$541.62           | 1,214            | 32.8                | \$16.51          |
| Adult Day Health Care.....         | \$162,146.05           | 209            | \$775.82           | 3,791            | 18.1                | \$42.77          |
| Homemaker/Respite Care.....        | \$5,524,147.57         | 16,203         | \$340.93           | 511,544          | 31.6                | \$10.80          |
| Personal Care.....                 | \$5,238,737.09         | 16,490         | \$317.69           | 379,875          | 23.0                | \$13.79          |
| Aids Waiver.....                   | \$776.40               | 1              | \$776.40           | 60               | 60.0                | \$12.94          |
| Physical Disabled Waiver..         |                        |                |                    |                  |                     |                  |
| Independent Living Waiver..        |                        |                |                    |                  |                     |                  |
| Subtotal.....                      | \$10,945,847.16        | 19,178*        | \$570.75           | 896,484          | 46.7                | \$12.21          |
| <b>REHAB AND SPECIALTY SERVICE</b> |                        |                |                    |                  |                     |                  |
| Audiology Services.....            | \$66,565.15            | 223            | \$298.50           | 415              | 1.9                 | \$160.40         |
| Optometric Services.....           | \$103,143.19           | 2,461          | \$41.91            | 3,759            | 1.5                 | \$27.44          |
| Durable Medical Equip.....         | \$401,451.24           | 6,306          | \$63.66            | 12,104           | 1.9                 | \$33.17          |
| Ambulance Services.....            | \$141,025.56           | 1,571          | \$89.77            | 15,149           | 9.6                 | \$9.31           |
| Rehabilitation Center.....         | \$18,433.18            | 125            | \$147.47           | 166              | 1.3                 | \$111.04         |
| Hospice.....                       | \$886,377.40           | 396            | \$2,238.33         | 12,092           | 30.5                | \$73.30          |
| Non-Emergency Trans.....           | \$287,898.30           | 1,471          | \$195.72           | 7,669            | 5.2                 | \$37.54          |
| Non-Participating Prov.....        | \$5,930.77             | 118            | \$50.26            | 284              | 2.4                 | \$20.88          |
| Comprehensive Day Rehab...         |                        |                |                    |                  |                     |                  |
| Diabetes Self-Mgmt Trngng..        | \$40.00                | 1              | \$40.00            | 1                | 1.0                 | \$40.00          |
| Subtotal.....                      | \$1,910,864.79         | 11,649*        | \$164.04           | 51,639           | 4.4                 | \$37.00          |
| <b>BUY-IN PREMIUMS</b>             |                        |                |                    |                  |                     |                  |
| Part-A.....                        | \$213,101.90           | 657            | \$324.36           |                  |                     |                  |
| Part-B.....                        | \$1,730,601.70         | 37,190         | \$46.53            |                  |                     |                  |
| Subtotal ***.....                  | \$1,943,703.60         | 37,847         | \$51.36            |                  |                     |                  |
| <b>MENTAL HEALTH SERVICES</b>      |                        |                |                    |                  |                     |                  |
| Private Home ICF/MR.....           | \$12,610.67            | 3              | \$4,203.56         | 90               | 30.0                | \$140.12         |
| MR/DD Waiver.....                  | \$750,375.59           | 277            | \$2,708.94         | 55,113           | 199.0               | \$13.62          |
| Psych Rehab-Private.....           | \$116,479.39           | 257            | \$453.23           | 6,596            | 25.7                | \$17.66          |
| CSTAR-Private.....                 | \$90.88                | 2              | \$45.44            | 21               | 10.5                | \$4.33           |
| Targeted Case management..         | \$882.00               | 6              | \$147.00           | 147              | 24.5                | \$6.00           |
| Subtotal.....                      | \$880,438.53           | 539*           | \$1,633.47         | 61,967           | 114.9               | \$14.21          |
| <b>STATE INSTITUTIONS</b>          |                        |                |                    |                  |                     |                  |
| ICF/Mentally Retarded.....         | \$353,468.73           | 53             | \$6,669.22         | 1,578            | 29.8                | \$224.00         |
| Mental Hospital.....               | \$21,060.72            | 18             | \$1,170.04         | 125              | 6.9                 | \$168.49         |
| Psych Care Under Age 22...         |                        |                |                    |                  |                     |                  |
| Psych Rehab-Public.....            |                        |                |                    |                  |                     |                  |
| CSTAR-Public.....                  |                        |                |                    |                  |                     |                  |
| Targeted Case management..         | \$77,952.13            | 497            | \$156.85           | 12,331           | 24.8                | \$6.32           |
| DFS Case Management.....           |                        |                |                    |                  |                     |                  |
| Subtotal.....                      | \$452,481.58           | 568*           | \$796.62           | 14,034           | 24.7                | \$32.24          |
| <b>EPSDT SERVICES</b>              |                        |                |                    |                  |                     |                  |
| EPSDT Screenings.....              |                        |                |                    |                  |                     |                  |
| EPSDT Referral Services.....       | \$1,051.92             | 10             | \$105.19           | 56               | 5.6                 | \$18.78          |
| EPSDT Targeted Case Mgmt..         |                        |                |                    |                  |                     |                  |
| Subtotal.....                      | \$1,051.92             | 10*            | \$105.19           | 56               | 5.6                 | \$18.78          |
| <b>MANAGED CARE PREMIUMS.....</b>  |                        | *              |                    |                  |                     |                  |
| =====                              |                        |                |                    |                  |                     |                  |
| <b>Total.....</b>                  | <b>\$91,189,817.10</b> | <b>68,484*</b> | <b>\$1,331.55</b>  |                  |                     |                  |

\* Unduplicated totals

\*\*\* Recipients are not added to total.

Table 5. Medical Statistics, August, 2000

ELIGIBILITY CATEGORY: Temporary Assistance Subtotal

Number of eligibles on 07/31/00 - 189,126

Total eligibles enrolled during August - 197,158

|                                    | EXPENDITURES           | RECIPIENTS      | COST PER RECIPIENT | UNITS OF SERVICE | UNITS PER RECIPIENT | COST PER SERVICE |
|------------------------------------|------------------------|-----------------|--------------------|------------------|---------------------|------------------|
| <b>NURSING FACILITIES.....</b>     | <b>\$8,387.86</b>      | <b>1*</b>       | <b>\$8,387.86</b>  | <b>26</b>        | <b>26.0</b>         | <b>\$322.61</b>  |
| <b>HOSPITALS</b>                   |                        |                 |                    |                  |                     |                  |
| Inpatient.....                     | \$3,787,458.62         | 1,032           | \$3,670.02         | 4,520            | 4.4                 | \$837.93         |
| Outpatient.....                    | \$2,303,665.43         | 9,165           | \$251.35           | 37,126           | 4.1                 | \$62.05          |
| Subtotal.....                      | \$6,091,124.05         | 9,834*          | \$619.39           | 41,646           | 4.2                 | \$146.26         |
| <b>DENTAL SERVICES.....</b>        | <b>\$60,761.80</b>     | <b>779*</b>     | <b>\$78.00</b>     | <b>2,179</b>     | <b>2.8</b>          | <b>\$27.89</b>   |
| <b>PHARMACY.....</b>               | <b>\$1,872,758.91</b>  | <b>20,102*</b>  | <b>\$93.16</b>     | <b>48,625</b>    | <b>2.4</b>          | <b>\$38.51</b>   |
| <b>PHYSICIAN RELATED</b>           |                        |                 |                    |                  |                     |                  |
| Physician.....                     | \$523,241.06           | 6,040           | \$86.63            | 19,730           | 3.3                 | \$26.52          |
| Clinic.....                        | \$497,895.46           | 8,200           | \$60.72            | 42,244           | 5.2                 | \$11.79          |
| Family Planning.....               | \$204,546.70           | 2,476           | \$82.61            | 5,582            | 2.3                 | \$36.64          |
| X-ray & Lab.....                   | \$57,651.31            | 1,806           | \$31.92            | 4,169            | 2.3                 | \$13.83          |
| Nurse Practitioner.....            | \$9,875.06             | 237             | \$41.67            | 402              | 1.7                 | \$24.56          |
| Podiatry.....                      | \$4,697.73             | 74              | \$63.48            | 126              | 1.7                 | \$37.28          |
| CRNA Services.....                 | \$5,860.13             | 117             | \$50.09            | 6,569            | 56.1                | \$8.89           |
| Rural Health Clinics.....          | \$417,684.28           | 4,710           | \$88.68            | 7,949            | 1.7                 | \$52.55          |
| Case Management.....               | \$4,179.77             | 157             | \$26.62            | 179              | 1.1                 | \$23.35          |
| Fed Qualified Health Care..        | \$37,127.60            | 409             | \$90.78            | 810              | 2.0                 | \$45.84          |
| Subtotal.....                      | \$1,762,759.10         | 19,126*         | \$92.17            | 87,760           | 4.5                 | \$20.09          |
| <b>IN-HOME SERVICES</b>            |                        |                 |                    |                  |                     |                  |
| Home Health Services.....          | \$12,359.51            | 21              | \$588.55           | 1,479            | 70.4                | \$8.36           |
| Adult Day Health Care.....         |                        |                 |                    |                  |                     |                  |
| Homemaker/Respite Care....         | \$6,530.24             | 12              | \$544.19           | 486              | 40.5                | \$13.44          |
| Personal Care.....                 |                        |                 |                    |                  |                     |                  |
| Aids Waiver.....                   |                        |                 |                    |                  |                     |                  |
| Physical Disabled Waiver..         |                        |                 |                    |                  |                     |                  |
| Independent Living Waiver..        |                        |                 |                    |                  |                     |                  |
| Subtotal.....                      | \$18,889.75            | 33*             | \$572.42           | 1,965            | 59.5                | \$9.61           |
| <b>REHAB AND SPECIALTY SERVICE</b> |                        |                 |                    |                  |                     |                  |
| Audiology Services.....            | \$2,052.74             | 29              | \$70.78            | 44               | 1.5                 | \$46.65          |
| Optometric Services.....           | \$53,524.09            | 913             | \$58.41            | 1,714            | 1.9                 | \$31.11          |
| Durable Medical Equip.....         | \$97,121.93            | 603             | \$161.06           | 1,617            | 2.7                 | \$60.06          |
| Ambulance Services.....            | \$59,039.22            | 295             | \$200.13           | 7,155            | 24.3                | \$8.25           |
| Rehabilitation Center.....         |                        |                 |                    |                  |                     |                  |
| Hospice.....                       | \$3,182.18             | 2               | \$1,591.09         | 37               | 18.5                | \$86.00          |
| Non-Emergency Trans.....           | \$56,900.29            | 329             | \$172.95           | 1,253            | 3.8                 | \$45.41          |
| Non-Participating Prov.....        |                        |                 |                    |                  |                     |                  |
| Comprehensive Day Rehab...         |                        |                 |                    |                  |                     |                  |
| Diabetes Self-Mgmt Trning..        | \$100.00               | 3               | \$33.33            | 4                | 1.3                 | \$25.00          |
| Subtotal.....                      | \$271,720.45           | 2,122*          | \$128.05           | 11,824           | 5.5                 | \$22.98          |
| <b>BUY-IN PREMIUMS</b>             |                        |                 |                    |                  |                     |                  |
| Part-A.....                        |                        |                 |                    |                  |                     |                  |
| Part-B.....                        | \$7,649.10             | 149             | \$51.34            |                  |                     |                  |
| Subtotal ***.....                  | \$7,649.10             | 149             | \$51.34            |                  |                     |                  |
| <b>MENTAL HEALTH SERVICES</b>      |                        |                 |                    |                  |                     |                  |
| Private Home ICF/MR.....           |                        |                 |                    |                  |                     |                  |
| MR/DD Waiver.....                  | \$53,430.05            | 46              | \$1,161.52         | 1,769            | 38.5                | \$30.20          |
| Psych Rehab-Private.....           | \$114,035.67           | 216             | \$527.94           | 4,863            | 22.5                | \$23.45          |
| CSTAR-Private.....                 | \$446,491.68           | 775             | \$576.12           | 56,531           | 72.9                | \$7.90           |
| Targeted Case management..         | \$1,494.00             | 8               | \$186.75           | 249              | 31.1                | \$6.00           |
| Subtotal.....                      | \$615,451.40           | 1,037*          | \$593.49           | 63,412           | 61.1                | \$9.71           |
| <b>STATE INSTITUTIONS</b>          |                        |                 |                    |                  |                     |                  |
| ICF/Mentally Retarded.....         |                        |                 |                    |                  |                     |                  |
| Mental Hospital.....               |                        |                 |                    |                  |                     |                  |
| Psych Care Under Age 22...         | \$23,099.80            | 8               | \$2,887.48         | 47               | 5.9                 | \$491.49         |
| Psych Rehab-Public.....            | \$855.80               | 1               | \$855.80           | 62               | 62.0                | \$13.80          |
| CSTAR-Public.....                  | \$319,611.60           | 1,333           | \$239.77           | 41,374           | 31.0                | \$7.72           |
| Targeted Case management..         | \$22,478.71            | 6               | \$3,746.45         | 163              | 27.2                | \$137.91         |
| DFS Case Management.....           |                        |                 |                    |                  |                     |                  |
| Subtotal.....                      | \$366,045.91           | 1,345*          | \$272.15           | 41,646           | 30.9                | \$8.79           |
| <b>EPSDT SERVICES</b>              |                        |                 |                    |                  |                     |                  |
| EPSDT Screenings.....              | \$120,131.71           | 1,910           | \$62.90            | 1,989            | 1.0                 | \$60.40          |
| EPSDT Referral Services...         | \$1,169,864.20         | 11,167          | \$104.76           | 57,201           | 5.1                 | \$20.45          |
| EPSDT Targeted Case Mgmt..         | \$539.00               | 5               | \$107.80           | 5                | 1.0                 | \$107.80         |
| Subtotal.....                      | \$1,290,534.91         | 11,826*         | \$109.13           | 59,195           | 5.0                 | \$21.80          |
| <b>MANAGED CARE PREMIUMS.....</b>  | <b>\$13,747,717.23</b> | <b>127,487*</b> | <b>\$107.84</b>    |                  |                     |                  |
| <b>Total.....</b>                  | <b>\$26,113,800.47</b> | <b>163,164*</b> | <b>\$160.05</b>    |                  |                     |                  |

\* Unduplicated totals

\*\*\* Recipients are not added to total.

Table 5. Medical Statistics, August, 2000

ELIGIBILITY CATEGORY: Temporary Assistance

Adult - Breakout

Number of eligibles on 07/31/00 - 61,934

Total eligibles enrolled during August - 65,135

|                                    | EXPENDITURES           | RECIPIENTS     | COST PER RECIPIENT | UNITS OF SERVICE | UNITS PER RECIPIENT | COST PER SERVICE |
|------------------------------------|------------------------|----------------|--------------------|------------------|---------------------|------------------|
| <b>NURSING FACILITIES.....</b>     |                        |                |                    |                  |                     |                  |
| <b>HOSPITALS</b>                   |                        |                |                    |                  |                     |                  |
| Inpatient.....                     | \$1,012,465.46         | 454            | \$2,230.10         | 1,395            | 3.1                 | \$725.78         |
| Outpatient.....                    | \$1,437,566.88         | 4,870          | \$295.19           | 23,351           | 4.8                 | \$61.56          |
| Subtotal.....                      | \$2,450,032.34         | 5,120*         | \$478.52           | 24,746           | 4.8                 | \$99.01          |
| <b>DENTAL SERVICES.....</b>        | \$51,811.50            | 554*           | \$93.52            | 1,784            | 3.2                 | \$29.04          |
| <b>PHARMACY.....</b>               | \$1,164,012.56         | 9,577*         | \$121.54           | 28,405           | 3.0                 | \$40.98          |
| <b>PHYSICIAN RELATED</b>           |                        |                |                    |                  |                     |                  |
| Physician.....                     | \$388,392.01           | 4,373          | \$88.82            | 13,550           | 3.1                 | \$28.66          |
| Clinic.....                        | \$230,817.62           | 4,253          | \$54.27            | 23,351           | 5.5                 | \$9.88           |
| Family Planning.....               | \$189,356.85           | 2,095          | \$90.39            | 5,151            | 2.5                 | \$36.76          |
| X-ray & Lab.....                   | \$43,554.27            | 1,319          | \$33.02            | 2,752            | 2.1                 | \$15.83          |
| Nurse Practitioner.....            | \$8,479.06             | 201            | \$42.18            | 344              | 1.7                 | \$24.65          |
| Podiatry.....                      | \$3,466.25             | 51             | \$67.97            | 91               | 1.8                 | \$38.09          |
| CRNA Services.....                 | \$4,321.85             | 81             | \$53.36            | 4,770            | 58.9                | \$ .91           |
| Rural Health Clinics.....          | \$229,141.81           | 2,236          | \$102.48           | 4,266            | 1.9                 | \$53.71          |
| Case Management.....               | \$3,907.77             | 145            | \$26.95            | 167              | 1.2                 | \$23.40          |
| Fed Qualified Health Care.....     | \$31,028.01            | 309            | \$100.41           | 667              | 2.2                 | \$46.52          |
| Subtotal.....                      | \$1,132,465.50         | 11,110*        | \$101.93           | 55,109           | 4.9                 | \$20.55          |
| <b>IN-HOME SERVICES</b>            |                        |                |                    |                  |                     |                  |
| Home Health Services.....          | \$12,060.16            | 19             | \$634.75           | 1,474            | 77.6                | \$8.18           |
| Adult Day Health Care.....         |                        |                |                    |                  |                     |                  |
| Homemaker/Respite Care.....        |                        |                |                    |                  |                     |                  |
| Personal Care.....                 | \$6,530.24             | 12             | \$544.19           | 486              | 40.5                | \$13.44          |
| Aids Waiver.....                   |                        |                |                    |                  |                     |                  |
| Physical Disabled Waiver.....      |                        |                |                    |                  |                     |                  |
| Independent Living Waiver.....     |                        |                |                    |                  |                     |                  |
| Subtotal.....                      | \$18,590.40            | 31*            | \$599.69           | 1,960            | 63.2                | \$9.48           |
| <b>REHAB AND SPECIALTY SERVICE</b> |                        |                |                    |                  |                     |                  |
| Audiology Services.....            | \$611.75               | 4              | \$152.94           | 9                | 2.3                 | \$67.97          |
| Optometric Services.....           | \$30,174.15            | 461            | \$65.45            | 986              | 2.1                 | \$30.60          |
| Durable Medical Equip.....         | \$25,318.69            | 190            | \$133.26           | 658              | 3.5                 | \$38.48          |
| Ambulance Services.....            | \$33,987.04            | 175            | \$194.21           | 3,729            | 21.3                | \$9.11           |
| Rehabilitation Center.....         |                        |                |                    |                  |                     |                  |
| Hospice.....                       | \$3,182.18             | 2              | \$1,591.09         | 37               | 18.5                | \$86.00          |
| Non-Emergency Trans.....           | \$23,460.69            | 135            | \$173.78           | 514              | 3.8                 | \$45.64          |
| Non-Participating Prov.....        |                        |                |                    |                  |                     |                  |
| Comprehensive Day Rehab.....       |                        |                |                    |                  |                     |                  |
| Diabetes Self-Mgmt Trning.....     | \$100.00               | 3              | \$33.33            | 4                | 1.3                 | \$25.00          |
| Subtotal.....                      | \$116,834.50           | 941*           | \$124.16           | 5,937            | 6.3                 | \$19.68          |
| <b>BUY-IN PREMIUMS **</b>          |                        |                |                    |                  |                     |                  |
| Part-A.....                        |                        |                |                    |                  |                     |                  |
| Part-B.....                        | \$7,649.10             | 149            | \$51.34            |                  |                     |                  |
| Subtotal ***.....                  | \$7,649.10             | 149            | \$51.34            |                  |                     |                  |
| <b>MENTAL HEALTH SERVICES</b>      |                        |                |                    |                  |                     |                  |
| Private Home ICF/MR.....           |                        |                |                    |                  |                     |                  |
| MR/DD Waiver.....                  | \$660.56               | 2              | \$330.28           | 172              | 86.0                | \$3.84           |
| Psych Rehab-Private.....           | \$104,077.49           | 201            | \$517.80           | 4,443            | 22.1                | \$23.43          |
| CSTAR-Private.....                 | \$356,018.26           | 628            | \$566.91           | 46,298           | 73.7                | \$7.69           |
| Targeted Case management.....      | \$384.00               | 1              | \$384.00           | 64               | 64.0                | \$6.00           |
| Subtotal.....                      | \$461,140.31           | 826*           | \$558.28           | 50,977           | 61.7                | \$9.05           |
| <b>STATE INSTITUTIONS</b>          |                        |                |                    |                  |                     |                  |
| ICF/Mentally Retarded.....         |                        |                |                    |                  |                     |                  |
| Mental Hospital.....               |                        |                |                    |                  |                     |                  |
| Psych Care Under Age 22.....       | \$2,760.86             | 5              | \$552.17           | 11               | 2.2                 | \$250.99         |
| Psych Rehab-Public.....            |                        |                |                    |                  |                     |                  |
| CSTAR-Public.....                  | \$855.80               | 1              | \$855.80           | 62               | 62.0                | \$13.80          |
| Targeted Case management.....      | \$21,528.80            | 109            | \$197.51           | 3,043            | 27.9                | \$7.07           |
| DFS Case Management.....           |                        |                |                    |                  |                     |                  |
| Subtotal.....                      | \$25,145.46            | 115*           | \$218.66           | 3,116            | 27.1                | \$8.07           |
| <b>EPSDT SERVICES</b>              |                        |                |                    |                  |                     |                  |
| EPSDT Screenings.....              | \$1,275.00             | 21             | \$60.71            | 21               | 1.0                 | \$60.71          |
| EPSDT Referral Services.....       | \$38,946.76            | 672            | \$57.96            | 1,399            | 2.1                 | \$27.84          |
| EPSDT Targeted Case Mgmt.....      |                        |                |                    |                  |                     |                  |
| Subtotal.....                      | \$40,221.76            | 683*           | \$58.89            | 1,420            | 2.0                 | \$28.33          |
| <b>MANAGED CARE PREMIUMS.....</b>  | \$4,533,650.87         | 39,789*        | \$113.94           |                  |                     |                  |
| =====                              |                        |                |                    |                  |                     |                  |
| <b>Total.....</b>                  | <b>\$10,001,554.30</b> | <b>54,780*</b> | <b>\$182.58</b>    |                  |                     |                  |

\* Unduplicated totals

\*\* Temporary Assistance activity for both parent and child are in parent total.

\*\*\* Recipients are not added to total.



Table 5. Medical Statistics, August, 2000

ELIGIBILITY CATEGORY: Temporary Assistance Child - Breakout

Number of eligibles on 07/31/00 - 127,192

Total eligibles enrolled during August - 132,023

|                                | EXPENDITURES    | RECIPIENTS | COST PER RECIPIENT | UNITS OF SERVICE | UNITS PER RECIPIENT | COST PER SERVICE |
|--------------------------------|-----------------|------------|--------------------|------------------|---------------------|------------------|
| NURSING FACILITIES.....        | \$8,387.86      | 1*         | \$8,387.86         | 26               | 26.0                | \$322.61         |
| HOSPITALS                      |                 |            |                    |                  |                     |                  |
| Inpatient.....                 | \$2,774,993.16  | 578        | \$4,801.03         | 3,125            | 5.4                 | \$888.00         |
| Outpatient.....                | \$866,098.55    | 4,295      | \$201.65           | 13,775           | 3.2                 | \$62.87          |
| Subtotal.....                  | \$3,641,091.71  | 4,714*     | \$772.40           | 16,900           | 3.5                 | \$215.45         |
| DENTAL SERVICES.....           | \$8,950.30      | 225*       | \$39.78            | 395              | 1.8                 | \$22.66          |
| PHARMACY.....                  | \$708,746.35    | 10,525*    | \$67.34            | 20,220           | 1.9                 | \$35.05          |
| PHYSICIAN RELATED              |                 |            |                    |                  |                     |                  |
| Physician.....                 | \$134,849.05    | 1,667      | \$80.89            | 6,180            | 3.7                 | \$21.82          |
| Clinic.....                    | \$267,077.84    | 3,947      | \$67.67            | 18,893           | 4.8                 | \$14.16          |
| Family Planning.....           | \$15,189.85     | 381        | \$39.87            | 431              | 1.1                 | \$42.45          |
| X-ray & Lab.....               | \$14,097.04     | 487        | \$28.95            | 1,417            | 2.9                 | \$51.19          |
| Nurse Practitioner.....        | \$1,396.00      | 36         | \$38.78            | 35               | 1.0                 | \$42.50          |
| Podiatry.....                  | \$1,231.48      | 33         | \$37.54            | 35               | 1.1                 | \$42.50          |
| CRNA Services.....             | \$1,538.28      | 56         | \$27.73            | 1,799            | 31.8                | \$14.90          |
| Rural Health Clinics.....      | \$188,542.47    | 2,474      | \$76.21            | 3,683            | 1.5                 | \$51.19          |
| Case Management.....           | \$272.00        | 12         | \$22.67            | 132              | 11.0                | \$21.77          |
| Fed Qualified Health Care..... | \$6,099.59      | 100        | \$61.00            | 145              | 1.4                 | \$42.65          |
| Subtotal.....                  | \$630,293.60    | 8,816*     | \$78.63            | 32,651           | 4.0                 | \$19.30          |
| IN-HOME SERVICES               |                 |            |                    |                  |                     |                  |
| Home Health Services.....      | \$299.35        | 2          | \$149.68           | 5                | 2.5                 | \$59.87          |
| Adult Day Health Care.....     |                 |            |                    |                  |                     |                  |
| Homemaker/Respite Care.....    |                 |            |                    |                  |                     |                  |
| Personal Care.....             |                 |            |                    |                  |                     |                  |
| Aids Waiver.....               |                 |            |                    |                  |                     |                  |
| Physical Disabled Waiver.....  |                 |            |                    |                  |                     |                  |
| Independent Living Waiver..... |                 |            |                    |                  |                     |                  |
| Subtotal.....                  | \$299.35        | 2*         | \$149.68           | 5                | 2.5                 | \$59.87          |
| REHAB AND SPECIALTY SERVICE    |                 |            |                    |                  |                     |                  |
| Audiology Services.....        | \$1,440.99      | 25         | \$57.64            | 35               | 1.4                 | \$41.17          |
| Optometric Services.....       | \$23,149.94     | 452        | \$51.22            | 728              | 1.6                 | \$31.80          |
| Durable Medical Equip.....     | \$77,803.24     | 415        | \$187.46           | 959              | 2.3                 | \$74.87          |
| Ambulance Services.....        | \$25,052.18     | 120        | \$208.77           | 3,426            | 28.6                | \$7.31           |
| Rehabilitation Center.....     |                 |            |                    |                  |                     |                  |
| Hospice.....                   |                 |            |                    |                  |                     |                  |
| Non-Emergency Trans.....       | \$33,439.60     | 194        | \$172.37           | 739              | 3.8                 | \$45.25          |
| Non-Participating Prov.....    |                 |            |                    |                  |                     |                  |
| Comprehensive Day Rehab.....   |                 |            |                    |                  |                     |                  |
| Diabetes Self-Mgmt Trng.....   |                 |            |                    |                  |                     |                  |
| Subtotal.....                  | \$154,885.95    | 1,181*     | \$131.15           | 5,887            | 4.9                 | \$26.31          |
| BUY-IN PREMIUMS **             |                 |            |                    |                  |                     |                  |
| Part-A.....                    |                 |            |                    |                  |                     |                  |
| Part-B.....                    |                 |            |                    |                  |                     |                  |
| Subtotal ***.....              |                 |            |                    |                  |                     |                  |
| MENTAL HEALTH SERVICES         |                 |            |                    |                  |                     |                  |
| Private Home ICF/MR.....       |                 |            |                    |                  |                     |                  |
| MR/DD Waiver.....              | \$52,769.49     | 44         | \$1,199.31         | 1,597            | 36.3                | \$33.04          |
| Psych Rehab-Private.....       | \$9,958.18      | 15         | \$663.88           | 420              | 28.0                | \$25.71          |
| CSTAR-Private.....             | \$90,473.42     | 147        | \$615.47           | 10,233           | 69.6                | \$8.84           |
| Targeted Case management.....  | \$1,110.00      | 7          | \$158.57           | 185              | 26.4                | \$6.00           |
| Subtotal.....                  | \$154,311.09    | 211*       | \$731.33           | 12,435           | 58.9                | \$12.41          |
| STATE INSTITUTIONS             |                 |            |                    |                  |                     |                  |
| ICF/Mentally Retarded.....     |                 |            |                    |                  |                     |                  |
| Mental Hospital.....           |                 |            |                    |                  |                     |                  |
| Psych Care Under Age 22.....   | \$20,338.94     | 3          | \$6,779.65         | 36               | 12.0                | \$564.97         |
| Psych Rehab-Public.....        |                 |            |                    |                  |                     |                  |
| CSTAR-Public.....              |                 |            |                    |                  |                     |                  |
| Targeted Case management.....  | \$298,082.80    | 1,224      | \$243.53           | 38,331           | 31.3                | \$7.78           |
| DFS Case Management.....       | \$22,478.71     | 6          | \$3,746.45         | 163              | 27.2                | \$137.91         |
| Subtotal.....                  | \$340,900.45    | 1,230*     | \$277.15           | 38,530           | 31.3                | \$8.85           |
| EPSDT SERVICES                 |                 |            |                    |                  |                     |                  |
| Screenings.....                | \$118,856.71    | 1,889      | \$62.92            | 1,968            | 1.0                 | \$60.39          |
| Referral Services.....         | \$1,130,917.44  | 10,495     | \$107.76           | 55,802           | 5.3                 | \$20.27          |
| Targeted Case Mgmt.....        | \$539.00        | 5          | \$107.80           | 5                | 1.0                 | \$107.80         |
| Subtotal.....                  | \$1,250,313.15  | 11,143*    | \$112.21           | 57,775           | 5.1                 | \$21.64          |
| MANAGED CARE PREMIUMS.....     | \$9,214,066.36  | 87,698*    | \$105.07           |                  |                     |                  |
| =====<br>Total.....            | \$16,112,246.17 | 108,384*   | \$148.66           |                  |                     |                  |

\* Unduplicated totals  
 \*\* Temporary Assistance activity for both parent and child are  
 \*\*\* Recipients are not added to total.  
 in parent total.

Table 5. Medical Statistics, August, 2000

ELIGIBILITY CATEGORY: Permanently and Totally Disabled

Number of eligibles on 07/31/00 - 103,009

Total eligibles enrolled during August - 109,630

|                                    | EXPENDITURES            | RECIPIENTS     | COST PER RECIPIENT | UNITS OF SERVICE | UNITS PER RECIPIENT | COST PER SERVICE |
|------------------------------------|-------------------------|----------------|--------------------|------------------|---------------------|------------------|
| <b>NURSING FACILITIES.....</b>     | <b>\$8,419,659.76</b>   | <b>3,296*</b>  | <b>\$2,554.51</b>  | <b>98,469</b>    | <b>29.9</b>         | <b>\$85.51</b>   |
| <b>HOSPITALS</b>                   |                         |                |                    |                  |                     |                  |
| Inpatient.....                     | \$14,701,098.54         | 3,439          | \$4,274.82         | 18,370           | 5.3                 | \$800.28         |
| Outpatient.....                    | \$9,698,601.75          | 24,790         | \$391.23           | 112,991          | 4.6                 | \$85.84          |
| Subtotal.....                      | \$24,399,700.29         | 26,406*        | \$924.02           | 131,361          | 4.9                 | \$185.75         |
| <b>DENTAL SERVICES.....</b>        | <b>\$273,772.72</b>     | <b>3,580*</b>  | <b>\$76.47</b>     | <b>10,321</b>    | <b>2.9</b>          | <b>\$26.53</b>   |
| <b>PHARMACY.....</b>               | <b>\$28,180,786.76</b>  | <b>75,702*</b> | <b>\$372.26</b>    | <b>439,725</b>   | <b>5.8</b>          | <b>\$64.09</b>   |
| <b>PHYSICIAN RELATED</b>           |                         |                |                    |                  |                     |                  |
| Physician.....                     | \$1,975,091.93          | 27,503         | \$71.81            | 107,487          | 3.9                 | \$18.38          |
| Clinic.....                        | \$2,365,642.14          | 26,470         | \$89.37            | 178,012          | 6.7                 | \$133.29         |
| Family Planning.....               | \$117,584.79            | 2,210          | \$53.21            | 3,486            | 1.6                 | \$33.73          |
| X-ray & Lab.....                   | \$229,864.54            | 6,483          | \$35.46            | 16,735           | 2.6                 | \$63.74          |
| Nurse Practitioner.....            | \$52,538.29             | 1,042          | \$31.23            | 1,644            | 1.6                 | \$19.79          |
| Podiatry.....                      | \$48,910.31             | 1,734          | \$28.21            | 2,743            | 1.6                 | \$17.83          |
| CRNA Services.....                 | \$16,151.64             | 316            | \$51.11            | 13,864           | 43.9                | \$1.17           |
| Rural Health Clinics.....          | \$476,769.58            | 5,364          | \$88.88            | 13,401           | 2.5                 | \$35.58          |
| Case Management.....               | \$1,473.55              | 27             | \$54.58            | 35               | 1.3                 | \$42.10          |
| Fed Qualified Health Care.         | \$395,464.96            | 2,619          | \$151.00           | 14,150           | 5.4                 | \$27.95          |
| Subtotal.....                      | \$5,659,491.73          | 53,614*        | \$105.56           | 351,557          | 6.5                 | \$16.10          |
| <b>IN-HOME SERVICES</b>            |                         |                |                    |                  |                     |                  |
| Home Health Services.....          | \$328,121.72            | 551            | \$595.50           | 31,190           | 56.6                | \$10.52          |
| Adult Day Health Care.....         | \$344,311.75            | 442            | \$778.99           | 8,171            | 18.5                | \$42.14          |
| Homemaker/Respite Care.....        | \$266,433.06            | 886            | \$300.71           | 23,627           | 26.7                | \$11.28          |
| Personal Care.....                 | \$4,825,742.23          | 10,277         | \$469.57           | 358,060          | 34.8                | \$13.48          |
| Aids Waiver.....                   | \$62,192.91             | 30             | \$2,073.10         | 1,564            | 52.1                | \$39.77          |
| Physical Disabled Waiver..         | \$165,065.16            | 14             | \$11,790.37        | 6,527            | 466.2               | \$25.29          |
| Independent Living Waiver..        |                         |                |                    |                  |                     |                  |
| Subtotal.....                      | \$5,991,866.83          | 11,201*        | \$534.94           | 429,139          | 38.3                | \$13.96          |
| <b>REHAB AND SPECIALTY SERVICE</b> |                         |                |                    |                  |                     |                  |
| Audiology Services.....            | \$37,040.53             | 135            | \$274.37           | 219              | 1.6                 | \$169.13         |
| Optometric Services.....           | \$170,633.58            | 2,903          | \$58.78            | 5,246            | 1.8                 | \$32.53          |
| Durable Medical Equip.....         | \$1,759,574.85          | 7,666          | \$229.53           | 64,059           | 8.4                 | \$27.47          |
| Ambulance Services.....            | \$283,771.50            | 1,907          | \$148.81           | 33,850           | 17.8                | \$8.38           |
| Rehabilitation Center.....         | \$4,314.01              | 32             | \$134.81           | 49               | 1.5                 | \$88.04          |
| Hospice.....                       | \$396,231.42            | 109            | \$3,635.15         | 4,542            | 41.7                | \$87.24          |
| Non-Emergency Trans.....           | \$594,109.85            | 3,047          | \$194.98           | 16,000           | 5.3                 | \$37.13          |
| Non-Participating Prov.....        | \$21,827.59             | 228            | \$95.74            | 650              | 2.9                 | \$33.58          |
| Comprehensive Day Rehab...         | \$79,095.00             | 25             | \$3,163.80         | 735              | 29.4                | \$107.61         |
| Diabetes Self-Mgmt Trning.         | \$300.00                | 8              | \$37.50            | 9                | 1.1                 | \$33.33          |
| Subtotal.....                      | \$3,346,898.33          | 14,656*        | \$228.36           | 125,359          | 8.5                 | \$26.70          |
| <b>BUY-IN PREMIUMS</b>             |                         |                |                    |                  |                     |                  |
| Part-A.....                        | \$10,655.40             | 36             | \$295.98           |                  |                     |                  |
| Part-B.....                        | \$1,685,423.60          | 36,146         | \$46.63            |                  |                     |                  |
| Subtotal ***.....                  | \$1,696,079.00          | 36,182         | \$46.88            |                  |                     |                  |
| <b>MENTAL HEALTH SERVICES</b>      |                         |                |                    |                  |                     |                  |
| Private Home ICF/MR.....           | \$391,571.45            | 80             | \$4,894.64         | 2,629            | 32.9                | \$148.94         |
| MR/DD Waiver.....                  | \$16,121,682.44         | 5,874          | \$2,744.58         | 1,012,376        | 172.3               | \$15.92          |
| Psych Rehab-Private.....           | \$2,918,799.46          | 5,885          | \$495.97           | 161,366          | 27.4                | \$18.09          |
| CSTAR-Private.....                 | \$435,476.52            | 606            | \$718.61           | 54,978           | 90.7                | \$7.92           |
| Targeted Case management..         | \$47,742.00             | 171            | \$279.19           | 7,957            | 46.5                | \$6.00           |
| Subtotal.....                      | \$19,915,271.87         | 12,341*        | \$1,613.75         | 1,239,306        | 100.4               | \$16.07          |
| <b>STATE INSTITUTIONS</b>          |                         |                |                    |                  |                     |                  |
| ICF/Mentally Retarded.....         | \$7,455,619.22          | 1,103          | \$6,759.40         | 33,587           | 30.5                | \$221.98         |
| Mental Hospital.....               | \$34,176.91             | 14             | \$2,441.21         | 378              | 27.0                | \$90.42          |
| Psych Care Under Age 22...         | \$148,799.72            | 173            | \$860.11           | 690              | 4.0                 | \$215.65         |
| Psych Rehab-Public.....            |                         |                |                    |                  |                     |                  |
| CSTAR-Public.....                  | \$5,572.28              | 6              | \$928.71           | 555              | 92.5                | \$10.04          |
| Targeted Case management..         | \$2,028,019.16          | 10,456         | \$193.96           | 325,079          | 31.1                | \$6.24           |
| DFS Case Management.....           | \$26,413.53             | 8              | \$3,301.69         | 220              | 27.5                | \$120.06         |
| Subtotal.....                      | \$9,698,600.82          | 11,717*        | \$827.74           | 360,509          | 30.7                | \$26.90          |
| <b>EPSDT SERVICES</b>              |                         |                |                    |                  |                     |                  |
| EPSDT Screenings.....              | \$7,208.53              | 111            | \$64.94            | 113              | 1.0                 | \$63.79          |
| EPSDT Referral Services...         | \$1,165,467.11          | 2,345          | \$497.00           | 71,658           | 30.6                | \$16.26          |
| EPSDT Targeted Case Mgmt..         | \$107.00                | 1              | \$107.00           | 1                | 1.0                 | \$107.00         |
| Subtotal.....                      | \$1,172,782.64          | 2,385*         | \$491.73           | 71,772           | 30.0                | \$16.34          |
| <b>MANAGED CARE PREMIUMS.....</b>  |                         | *              |                    |                  |                     |                  |
| =====                              |                         |                |                    |                  |                     |                  |
| <b>Total.....</b>                  | <b>\$108,754,910.75</b> | <b>94,059*</b> | <b>\$1,156.24</b>  |                  |                     |                  |

\* Unduplicated totals

\*\*\* Recipients are not added to total.

Table 5. Medical Statistics, August, 2000

ELIGIBILITY CATEGORY: Aid to the Blind

Number of eligibles on 07/31/00 - 952

Total eligibles enrolled during August - 960

|                                    | EXPENDITURES        | RECIPIENTS  | COST PER RECIPIENT | UNITS OF SERVICE | UNITS PER RECIPIENT | COST PER SERVICE |
|------------------------------------|---------------------|-------------|--------------------|------------------|---------------------|------------------|
| <b>NURSING FACILITIES.....</b>     | <b>\$113,972.80</b> | <b>46*</b>  | <b>\$2,477.67</b>  | <b>1,342</b>     | <b>29.2</b>         | <b>\$84.93</b>   |
| <b>HOSPITALS</b>                   |                     |             |                    |                  |                     |                  |
| Inpatient.....                     | \$42,034.99         | 13          | \$3,233.46         | 54               | 4.2                 | \$778.43         |
| Outpatient.....                    | \$42,248.87         | 151         | \$279.79           | 347              | 2.3                 | \$121.75         |
| Subtotal.....                      | \$84,283.86         | 161*        | \$523.50           | 401              | 2.4                 | \$210.18         |
| <b>DENTAL SERVICES.....</b>        | <b>\$1,116.15</b>   | <b>24*</b>  | <b>\$46.51</b>     | <b>70</b>        | <b>2.9</b>          | <b>\$15.95</b>   |
| <b>PHARMACY.....</b>               | <b>\$188,022.91</b> | <b>677*</b> | <b>\$277.73</b>    | <b>3,978</b>     | <b>5.9</b>          | <b>\$47.27</b>   |
| <b>PHYSICIAN RELATED</b>           |                     |             |                    |                  |                     |                  |
| Physician.....                     | \$9,542.90          | 191         | \$49.96            | 518              | 2.7                 | \$18.42          |
| Clinic.....                        | \$22,609.13         | 191         | \$118.37           | 722              | 3.8                 | \$31.31          |
| Family Planning.....               | \$386.27            | 13          | \$29.71            | 14               | 1.1                 | \$27.59          |
| X-ray & Lab.....                   | \$694.31            | 35          | \$19.84            | 82               | 2.3                 | \$8.47           |
| Nurse Practitioner.....            | \$18.33             | 3           | \$6.11             | 3                | 1.0                 | \$6.11           |
| Podiatry.....                      | \$404.91            | 15          | \$26.99            | 29               | 1.9                 | \$13.96          |
| CRNA Services.....                 | \$143.99            | 4           | \$36.00            | 112              | 28.0                | \$1.29           |
| Rural Health Clinics.....          | \$1,691.69          | 34          | \$49.76            | 54               | 1.6                 | \$31.33          |
| Case Management.....               |                     |             |                    |                  |                     |                  |
| Fed Qualified Health Care.....     | \$1,081.14          | 21          | \$51.48            | 45               | 2.1                 | \$24.03          |
| Subtotal.....                      | \$36,572.67         | 390*        | \$93.78            | 1,579            | 4.0                 | \$23.16          |
| <b>IN-HOME SERVICES</b>            |                     |             |                    |                  |                     |                  |
| Home Health Services.....          | \$685.43            | 2           | \$342.72           | 16               | 8.0                 | \$42.84          |
| Adult Day Health Care.....         | \$6,423.90          | 11          | \$583.99           | 147              | 13.4                | \$43.70          |
| Homemaker/Respite Care.....        | \$64,360.88         | 147         | \$437.83           | 5,860            | 39.9                | \$10.98          |
| Personal Care.....                 | \$131,360.34        | 242         | \$542.81           | 9,353            | 38.6                | \$14.04          |
| Aids Waiver.....                   |                     |             |                    |                  |                     |                  |
| Physical Disabled Waiver.....      |                     |             |                    |                  |                     |                  |
| Independent Living Waiver.....     |                     |             |                    |                  |                     |                  |
| Subtotal.....                      | \$202,830.55        | 267*        | \$759.66           | 15,376           | 57.5                | \$13.19          |
| <b>REHAB AND SPECIALTY SERVICE</b> |                     |             |                    |                  |                     |                  |
| Audiology Services.....            | \$1,038.50          | 3           | \$346.17           | 7                | 2.3                 | \$148.36         |
| Optometric Services.....           | \$525.89            | 16          | \$32.87            | 22               | 1.4                 | \$23.90          |
| Durable Medical Equip.....         | \$9,149.51          | 98          | \$93.36            | 8,983            | 91.7                | \$1.02           |
| Ambulance Services.....            | \$3,072.93          | 22          | \$139.68           | 393              | 17.9                | \$7.82           |
| Rehabilitation Center.....         |                     |             |                    |                  |                     |                  |
| Hospice.....                       | \$370.72            | 1           | \$370.72           | 4                | 4.0                 | \$92.68          |
| Non-Emergency Trans.....           | \$7,398.58          | 29          | \$255.12           | 194              | 6.7                 | \$38.14          |
| Non-Participating Prov.....        | \$221.05            | 2           | \$110.53           | 7                | 3.5                 | \$31.58          |
| Comprehensive Day Rehab.....       |                     |             |                    |                  |                     |                  |
| Diabetes Self-Mgmt Trning.....     |                     |             |                    |                  |                     |                  |
| Subtotal.....                      | \$21,777.18         | 156*        | \$139.60           | 9,610            | 61.6                | \$2.27           |
| <b>BUY-IN PREMIUMS</b>             |                     |             |                    |                  |                     |                  |
| Part-A.....                        | \$1,204.00          | 4           | \$301.00           |                  |                     |                  |
| Part-B.....                        | \$33,124.00         | 697         | \$47.52            |                  |                     |                  |
| Subtotal ***.....                  | \$34,328.00         | 701         | \$48.97            |                  |                     |                  |
| <b>MENTAL HEALTH SERVICES</b>      |                     |             |                    |                  |                     |                  |
| Private Home ICF/MR.....           |                     |             |                    |                  |                     |                  |
| MR/DD Waiver.....                  | \$26,055.77         | 17          | \$1,532.69         | 3,781            | 222.4               | \$6.89           |
| Psych Rehab-Private.....           | \$3,239.12          | 11          | \$294.47           | 164              | 14.9                | \$19.75          |
| CSTAR-Private.....                 | \$2,558.30          | 1           | \$2,558.30         | 246              | 246.0               | \$10.40          |
| Targeted Case management.....      |                     |             |                    |                  |                     |                  |
| Subtotal.....                      | \$31,853.19         | 29*         | \$1,098.39         | 4,191            | 144.5               | \$7.60           |
| <b>STATE INSTITUTIONS</b>          |                     |             |                    |                  |                     |                  |
| ICF/Mentally Retarded.....         |                     |             |                    |                  |                     |                  |
| Mental Hospital.....               |                     |             |                    |                  |                     |                  |
| Psych Care Under Age 22.....       |                     |             |                    |                  |                     |                  |
| Psych Rehab-Public.....            |                     |             |                    |                  |                     |                  |
| CSTAR-Public.....                  |                     |             |                    |                  |                     |                  |
| Targeted Case management.....      | \$9,663.44          | 49          | \$197.21           | 1,653            | 33.7                | \$5.85           |
| DFS Case Management.....           |                     |             |                    |                  |                     |                  |
| Subtotal.....                      | \$9,663.44          | 49*         | \$197.21           | 1,653            | 33.7                | \$5.85           |
| <b>EPSDT SERVICES</b>              |                     |             |                    |                  |                     |                  |
| EPSDT Screenings.....              | \$169.75            | 1           | \$169.75           | 1                | 1.0                 | \$169.75         |
| EPSDT Referral Services.....       | \$44,912.04         | 6           | \$7,485.34         | 1,926            | 321.0               | \$23.32          |
| EPSDT Targeted Case Mgmt.....      |                     |             |                    |                  |                     |                  |
| Subtotal.....                      | \$45,081.79         | 6*          | \$7,513.63         | 1,927            | 321.1               | \$23.39          |
| <b>MANAGED CARE PREMIUMS.....</b>  |                     | *           |                    |                  |                     |                  |
| =====                              |                     |             |                    |                  |                     |                  |
| <b>Total.....</b>                  | <b>\$769,502.54</b> | <b>802*</b> | <b>\$959.48</b>    |                  |                     |                  |

\* Unduplicated totals

\*\*\* Recipients are not added to total.

Table 5. Medical Statistics, August, 2000

ELIGIBILITY CATEGORY: General Relief

Number of eligibles on 07/31/00 - 2,292

Total eligibles enrolled during August - 2,514

|                                    | EXPENDITURES | RECIPIENTS | COST PER RECIPIENT | UNITS OF SERVICE | UNITS PER RECIPIENT | COST PER SERVICE |
|------------------------------------|--------------|------------|--------------------|------------------|---------------------|------------------|
| <b>NURSING FACILITIES.....</b>     |              |            |                    |                  |                     |                  |
| <b>HOSPITALS</b>                   |              |            |                    |                  |                     |                  |
| Inpatient.....                     | \$72,471.06  | 113        | \$641.34           | 554              | 4.9                 | \$130.81         |
| Outpatient.....                    | \$73,997.92  | 565        | \$130.97           | 3,331            | 5.9                 | \$22.21          |
| Subtotal.....                      | \$146,468.98 | 623*       | \$235.10           | 3,885            | 6.2                 | \$37.70          |
| DENTAL SERVICES.....               | \$62.00      | 3*         | \$20.67            | 3                | 1.0                 | \$20.67          |
| PHARMACY.....                      | \$217,396.01 | 991*       | \$219.37           | 4,048            | 4.1                 | \$53.70          |
| <b>PHYSICIAN RELATED</b>           |              |            |                    |                  |                     |                  |
| Physician.....                     | \$53,933.45  | 592        | \$91.10            | 3,933            | 6.6                 | \$13.71          |
| Clinic.....                        | \$34,739.24  | 470        | \$73.91            | 4,115            | 8.8                 | \$8.44           |
| Family Planning.....               | \$907.80     | 26         | \$34.92            | 43               | 1.7                 | \$21.11          |
| X-ray & Lab.....                   | \$6,170.93   | 111        | \$55.59            | 346              | 3.1                 | \$17.84          |
| Nurse Practitioner.....            | \$468.73     | 15         | \$31.25            | 26               | 1.7                 | \$18.03          |
| Podiatry.....                      |              |            |                    |                  |                     |                  |
| CRNA Services.....                 | \$810.28     | 10         | \$81.03            | 1,398            | 139.8               | \$5.58           |
| Rural Health Clinics.....          | \$16,468.55  | 120        | \$137.24           | 288              | 2.4                 | \$57.18          |
| Case Management.....               | \$8.00       | 1          | \$8.00             | 1                | 1.0                 | \$8.00           |
| Fed Qualified Health Care.....     | \$7,109.37   | 44         | \$161.58           | 129              | 2.9                 | \$55.11          |
| Subtotal.....                      | \$120,616.35 | 1,038*     | \$116.20           | 10,279           | 9.9                 | \$11.73          |
| <b>IN-HOME SERVICES</b>            |              |            |                    |                  |                     |                  |
| Home Health Services.....          | \$3,868.13   | 10         | \$386.81           | 793              | 79.3                | \$4.88           |
| Adult Day Health Care.....         |              |            |                    |                  |                     |                  |
| Homemaker/Respite Care.....        |              |            |                    |                  |                     |                  |
| Personal Care.....                 |              |            |                    |                  |                     |                  |
| Aids Waiver.....                   |              |            |                    |                  |                     |                  |
| Physical Disabled Waiver.....      |              |            |                    |                  |                     |                  |
| Independent Living Waiver.....     |              |            |                    |                  |                     |                  |
| Subtotal.....                      | \$3,868.13   | 10*        | \$386.81           | 793              | 79.3                | \$4.88           |
| <b>REHAB AND SPECIALTY SERVICE</b> |              |            |                    |                  |                     |                  |
| Audiology Services.....            |              |            |                    |                  |                     |                  |
| Optometric Services.....           |              |            |                    |                  |                     |                  |
| Durable Medical Equip.....         | \$54,938.69  | 52         | \$1,056.51         | 175              | 3.4                 | \$313.94         |
| Ambulance Services.....            | \$7,455.94   | 35         | \$213.03           | 1,025            | 29.3                | \$7.27           |
| Rehabilitation Center.....         |              |            |                    |                  |                     |                  |
| Hospice.....                       | \$357.88     | 1          | \$357.88           | 4                | 4.0                 | \$89.47          |
| Non-Emergency Trans.....           |              |            |                    |                  |                     |                  |
| Non-Participating Prov.....        |              |            |                    |                  |                     |                  |
| Comprehensive Day Rehab.....       |              |            |                    |                  |                     |                  |
| Diabetes Self-Mgmt Trning.....     |              |            |                    |                  |                     |                  |
| Subtotal.....                      | \$62,752.51  | 87*        | \$721.29           | 1,204            | 13.8                | \$52.12          |
| <b>BUY-IN PREMIUMS</b>             |              |            |                    |                  |                     |                  |
| Part-A.....                        |              | 1          |                    |                  |                     |                  |
| Part-B.....                        | \$288,499.00 | 5,889      | \$48.99            |                  |                     |                  |
| Subtotal ***.....                  | \$288,499.00 | 5,890      | \$48.98            |                  |                     |                  |
| <b>MENTAL HEALTH SERVICES</b>      |              |            |                    |                  |                     |                  |
| Private Home ICF/MR.....           |              |            |                    |                  |                     |                  |
| MR/DD Waiver.....                  |              |            |                    |                  |                     |                  |
| Psych Rehab-Private.....           |              |            |                    |                  |                     |                  |
| CSTAR-Private.....                 |              |            |                    |                  |                     |                  |
| Targeted Case management.....      |              |            |                    |                  |                     |                  |
| Subtotal.....                      |              |            |                    |                  |                     |                  |
| <b>STATE INSTITUTIONS</b>          |              |            |                    |                  |                     |                  |
| ICF/Mentally Retarded.....         |              |            |                    |                  |                     |                  |
| Mental Hospital.....               |              |            |                    |                  |                     |                  |
| Psych Care Under Age 22.....       |              |            |                    |                  |                     |                  |
| Psych Rehab-Public.....            |              |            |                    |                  |                     |                  |
| CSTAR-Public.....                  |              |            |                    |                  |                     |                  |
| Targeted Case management.....      |              |            |                    |                  |                     |                  |
| DFS Case Management.....           |              |            |                    |                  |                     |                  |
| Subtotal.....                      |              |            |                    |                  |                     |                  |
| <b>EPSDT SERVICES</b>              |              |            |                    |                  |                     |                  |
| EPSDT Screenings.....              | \$60.00      | 1          | \$60.00            | 1                | 1.0                 | \$60.00          |
| EPSDT Referral Services.....       | \$1,518.20   | 34         | \$44.65            | 62               | 1.8                 | \$24.49          |
| EPSDT Targeted Case Mgmt.....      |              |            |                    |                  |                     |                  |
| Subtotal.....                      | \$1,578.20   | 34*        | \$46.42            | 63               | 1.8                 | \$25.05          |
| <b>MANAGED CARE PREMIUMS.....</b>  |              |            |                    |                  |                     |                  |
|                                    |              | *          |                    |                  |                     |                  |
| =====                              |              |            |                    |                  |                     |                  |
| Total.....                         | \$841,241.18 | 1,546*     | \$544.14           |                  |                     |                  |

\* Unduplicated totals

\*\*\* Recipients are not added to total.

Table 5. Medical Statistics, August, 2000

ELIGIBILITY CATEGORY: Unborn Child

Number of eligibles on 07/31/00 - 3,253

Total eligibles enrolled during August - 3,970

|                                    | EXPENDITURES        | RECIPIENTS    | COST PER RECIPIENT | UNITS OF SERVICE | UNITS PER RECIPIENT | COST PER SERVICE |
|------------------------------------|---------------------|---------------|--------------------|------------------|---------------------|------------------|
| <b>NURSING FACILITIES.....</b>     |                     |               |                    |                  |                     |                  |
| <b>HOSPITALS</b>                   |                     |               |                    |                  |                     |                  |
| Inpatient.....                     | \$285,179.97        | 120           | \$2,376.50         | 356              | 3.0                 | \$801.07         |
| Outpatient.....                    | \$207,133.74        | 787           | \$263.19           | 4,656            | 5.9                 | \$44.49          |
| Subtotal.....                      | \$492,313.71        | 854*          | \$576.48           | 5,012            | 5.8                 | \$98.23          |
| <b>DENTAL SERVICES.....</b>        | \$824.95            | 19*           | \$43.42            | 53               | 2.8                 | \$15.57          |
| <b>PHARMACY.....</b>               | \$24,669.20         | 581*          | \$42.46            | 1,082            | 1.9                 | \$22.80          |
| <b>PHYSICIAN RELATED</b>           |                     |               |                    |                  |                     |                  |
| Physician.....                     | \$73,009.12         | 397           | \$183.90           | 1,107            | 2.8                 | \$65.95          |
| Clinic.....                        | \$39,113.58         | 428           | \$91.39            | 1,658            | 3.9                 | \$23.59          |
| Family Planning.....               | \$12,748.74         | 98            | \$130.09           | 233              | 2.4                 | \$54.72          |
| X-ray & Lab.....                   | \$8,490.81          | 241           | \$35.23            | 519              | 2.2                 | \$16.36          |
| Nurse Practitioner.....            | \$870.79            | 11            | \$79.16            | 18               | 1.6                 | \$48.38          |
| Podiatry.....                      | \$81.00             | 1             | \$81.00            | 4                | 4.0                 | \$20.25          |
| CRNA Services.....                 | \$1,223.93          | 13            | \$94.15            | 538              | 41.4                | \$2.27           |
| Rural Health Clinics.....          | \$12,560.67         | 66            | \$190.31           | 182              | 2.8                 | \$69.01          |
| Case Management.....               | \$2,141.25          | 98            | \$21.85            | 107              | 1.1                 | \$20.01          |
| Fed Qualified Health Care.....     | \$4,293.08          | 61            | \$70.38            | 127              | 2.1                 | \$33.80          |
| Subtotal.....                      | \$154,532.97        | 1,090*        | \$141.77           | 4,493            | 4.1                 | \$34.39          |
| <b>IN-HOME SERVICES</b>            |                     |               |                    |                  |                     |                  |
| Home Health Services.....          | \$119.74            | 1             | \$119.74           | 2                | 2.0                 | \$59.87          |
| Adult Day Health Care.....         |                     |               |                    |                  |                     |                  |
| Homemaker/Respite Care.....        |                     |               |                    |                  |                     |                  |
| Personal Care.....                 |                     |               |                    |                  |                     |                  |
| Aids Waiver.....                   |                     |               |                    |                  |                     |                  |
| Physical Disabled Waiver.....      |                     |               |                    |                  |                     |                  |
| Independent Living Waiver.....     |                     |               |                    |                  |                     |                  |
| Subtotal.....                      | \$119.74            | 1*            | \$119.74           | 2                | 2.0                 | \$59.87          |
| <b>REHAB AND SPECIALTY SERVICE</b> |                     |               |                    |                  |                     |                  |
| Audiology Services.....            |                     |               |                    |                  |                     |                  |
| Optometric Services.....           | \$2,234.50          | 32            | \$69.83            | 76               | 2.4                 | \$29.40          |
| Durable Medical Equip.....         | \$1,379.38          | 9             | \$153.26           | 43               | 4.8                 | \$32.08          |
| Ambulance Services.....            | \$3,711.94          | 18            | \$206.22           | 474              | 26.3                | \$7.83           |
| Rehabilitation Center.....         |                     |               |                    |                  |                     |                  |
| Hospice.....                       |                     |               |                    |                  |                     |                  |
| Non-Emergency Trans.....           | \$1,108.94          | 11            | \$100.81           | 30               | 2.7                 | \$36.96          |
| Non-Participating Prov.....        |                     |               |                    |                  |                     |                  |
| Comprehensive Day Rehab.....       |                     |               |                    |                  |                     |                  |
| Diabetes Self-Mgmt Trning.....     |                     |               |                    |                  |                     |                  |
| Subtotal.....                      | \$8,434.76          | 68*           | \$124.04           | 623              | 9.1                 | \$13.54          |
| <b>BUY-IN PREMIUMS</b>             |                     |               |                    |                  |                     |                  |
| Part-A.....                        |                     |               |                    |                  |                     |                  |
| Part-B.....                        |                     |               |                    |                  |                     |                  |
| Subtotal ***.....                  |                     |               |                    |                  |                     |                  |
| <b>MENTAL HEALTH SERVICES</b>      |                     |               |                    |                  |                     |                  |
| Private Home ICF/MR.....           |                     |               |                    |                  |                     |                  |
| MR/DD Waiver.....                  |                     |               |                    |                  |                     |                  |
| Psych Rehab-Private.....           | \$1,959.99          | 3             | \$653.33           | 74               | 24.7                | \$26.49          |
| CSTAR-Private.....                 | \$19,949.15         | 30            | \$664.97           | 2,315            | 77.2                | \$8.62           |
| Targeted Case management.....      |                     |               |                    |                  |                     |                  |
| Subtotal.....                      | \$21,909.14         | 33*           | \$663.91           | 2,389            | 72.3                | \$9.17           |
| <b>STATE INSTITUTIONS</b>          |                     |               |                    |                  |                     |                  |
| ICF/Mentally Retarded.....         |                     |               |                    |                  |                     |                  |
| Mental Hospital.....               |                     |               |                    |                  |                     |                  |
| Psych Care Under Age 22.....       | \$2,586.96          | 1             | \$2,586.96         | 6                | 6.0                 | \$431.16         |
| Psych Rehab-Public.....            |                     |               |                    |                  |                     |                  |
| CSTAR-Public.....                  |                     |               |                    |                  |                     |                  |
| Targeted Case management.....      | \$570.00            | 4             | \$142.50           | 117              | 29.3                | \$4.87           |
| DFS Case Management.....           |                     |               |                    |                  |                     |                  |
| Subtotal.....                      | \$3,156.96          | 5*            | \$631.39           | 123              | 24.6                | \$25.67          |
| <b>EPSDT SERVICES</b>              |                     |               |                    |                  |                     |                  |
| EPSDT Screenings.....              | \$1,140.00          | 19            | \$60.00            | 19               | 1.0                 | \$60.00          |
| EPSDT Referral Services.....       | \$13,075.49         | 202           | \$64.73            | 456              | 2.3                 | \$28.67          |
| EPSDT Targeted Case Mgmt.....      |                     |               |                    |                  |                     |                  |
| Subtotal.....                      | \$14,215.49         | 214*          | \$66.43            | 475              | 2.2                 | \$29.93          |
| <b>MANAGED CARE PREMIUMS.....</b>  | \$177,374.65        | 1,825*        | \$97.19            |                  |                     |                  |
| <b>Total.....</b>                  | <b>\$897,551.57</b> | <b>3,228*</b> | <b>\$278.05</b>    |                  |                     |                  |

\* Unduplicated totals

\*\*\* Recipients are not added to total.

Table 5. Medical Statistics, August, 2000

ELIGIBILITY CATEGORY: Blind Pension

Number of eligibles on 07/31/00 - 2,676

Total eligibles enrolled during August - 2,714

|                                    | EXPENDITURES   | RECIPIENTS | COST PER RECIPIENT | UNITS OF SERVICE | UNITS PER RECIPIENT | COST PER SERVICE |
|------------------------------------|----------------|------------|--------------------|------------------|---------------------|------------------|
| NURSING FACILITIES.....            | \$298,475.30   | 141*       | \$2,116.85         | 3,908            | 27.7                | \$76.38          |
| <b>HOSPITALS</b>                   |                |            |                    |                  |                     |                  |
| Inpatient.....                     | \$19,720.41    | 32         | \$616.26           | 40               | 1.3                 | \$493.01         |
| Outpatient.....                    | \$112,635.81   | 380        | \$296.41           | 789              | 2.1                 | \$142.76         |
| Subtotal.....                      | \$132,356.22   | 403*       | \$328.43           | 829              | 2.0                 | \$159.66         |
| DENTAL SERVICES.....               | \$3,287.44     | 55*        | \$59.77            | 122              | 2.2                 | \$26.95          |
| PHARMACY.....                      | \$545,163.14   | 1,893*     | \$287.99           | 10,992           | 5.8                 | \$49.60          |
| <b>PHYSICIAN RELATED</b>           |                |            |                    |                  |                     |                  |
| Physician.....                     | \$18,026.49    | 416        | \$43.33            | 1,023            | 2.5                 | \$17.62          |
| Clinic.....                        | \$43,447.48    | 537        | \$80.91            | 1,719            | 3.2                 | \$25.27          |
| Family Planning.....               | \$1,020.95     | 16         | \$63.81            | 16               | 1.0                 | \$63.81          |
| X-ray & Lab.....                   | \$2,326.79     | 108        | \$21.54            | 269              | 2.5                 | \$8.65           |
| Nurse Practitioner.....            | \$152.86       | 6          | \$25.48            | 13               | 2.2                 | \$11.76          |
| Podiatry.....                      | \$1,370.38     | 73         | \$18.77            | 110              | 1.5                 | \$12.46          |
| CRNA Services.....                 | \$308.00       | 9          | \$34.22            | 64               | 7.1                 | \$4.81           |
| Rural Health Clinics.....          | \$1,762.84     | 45         | \$39.17            | 77               | 1.7                 | \$22.89          |
| Case Management.....               |                |            |                    |                  |                     |                  |
| Fed Qualified Health Care.....     | \$1,268.39     | 25         | \$50.74            | 44               | 1.8                 | \$28.83          |
| Subtotal.....                      | \$69,684.18    | 947*       | \$73.58            | 3,335            | 3.5                 | \$20.89          |
| <b>IN-HOME SERVICES</b>            |                |            |                    |                  |                     |                  |
| Home Health Services.....          | \$1,195.73     | 3          | \$398.58           | 27               | 9.0                 | \$44.29          |
| Adult Day Health Care.....         | \$12,447.20    | 16         | \$777.95           | 286              | 17.9                | \$43.52          |
| Homemaker/Respite Care.....        | \$193,081.66   | 449        | \$430.03           | 15,504           | 34.5                | \$12.45          |
| Personal Care.....                 | \$322,490.49   | 659        | \$489.36           | 23,016           | 34.9                | \$14.01          |
| Aids Waiver.....                   | \$7,085.00     | 1          | \$7,085.00         | 550              | 550.0               | \$12.88          |
| Physical Disabled Waiver.....      |                |            |                    |                  |                     |                  |
| Independent Living Waiver.....     |                |            |                    |                  |                     |                  |
| Subtotal.....                      | \$536,300.08   | 699*       | \$767.24           | 39,383           | 56.3                | \$13.62          |
| <b>REHAB AND SPECIALTY SERVICE</b> |                |            |                    |                  |                     |                  |
| Audiology Services.....            | \$1,727.39     | 10         | \$172.74           | 15               | 1.5                 | \$115.16         |
| Optometric Services.....           | \$1,252.72     | 29         | \$42.51            | 40               | 1.4                 | \$30.82          |
| Durable Medical Equip.....         | \$22,849.72    | 260        | \$87.88            | 462              | 1.8                 | \$49.46          |
| Ambulance Services.....            | \$3,081.28     | 34         | \$90.63            | 307              | 9.0                 | \$10.04          |
| Rehabilitation Center.....         | \$410.68       | 2          | \$205.34           | 3                | 1.5                 | \$136.89         |
| Hospice.....                       | \$14,447.98    | 5          | \$2,889.60         | 175              | 35.0                | \$82.56          |
| Non-Emergency Trans.....           |                |            |                    |                  |                     |                  |
| Non-Participating Prov.....        |                |            |                    |                  |                     |                  |
| Comprehensive Day Rehab.....       |                |            |                    |                  |                     |                  |
| Diabetes Self-Mgmt Trning.....     |                |            |                    |                  |                     |                  |
| Subtotal.....                      | \$43,749.77    | 324*       | \$135.03           | 1,002            | 3.0                 | \$43.66          |
| <b>BUY-IN PREMIUMS</b>             |                |            |                    |                  |                     |                  |
| Part-A.....                        |                |            |                    |                  |                     |                  |
| Part-B.....                        |                |            |                    |                  |                     |                  |
| Subtotal ***.....                  |                |            |                    |                  |                     |                  |
| <b>MENTAL HEALTH SERVICES</b>      |                |            |                    |                  |                     |                  |
| Private Home ICF/MR.....           |                |            |                    |                  |                     |                  |
| MR/DD Waiver.....                  |                |            |                    |                  |                     |                  |
| Psych Rehab-Private.....           |                |            |                    |                  |                     |                  |
| CSTAR-Private.....                 |                |            |                    |                  |                     |                  |
| Targeted Case management.....      |                |            |                    |                  |                     |                  |
| Subtotal.....                      |                |            |                    |                  |                     |                  |
| <b>STATE INSTITUTIONS</b>          |                |            |                    |                  |                     |                  |
| ICF/Mentally Retarded.....         |                |            |                    |                  |                     |                  |
| Mental Hospital.....               |                |            |                    |                  |                     |                  |
| Psych Care Under Age 22.....       |                |            |                    |                  |                     |                  |
| Psych Rehab-Public.....            |                |            |                    |                  |                     |                  |
| CSTAR-Public.....                  |                |            |                    |                  |                     |                  |
| Targeted Case management.....      |                |            |                    |                  |                     |                  |
| DFS Case Management.....           |                |            |                    |                  |                     |                  |
| Subtotal.....                      |                |            |                    |                  |                     |                  |
| <b>EPSDT SERVICES</b>              |                |            |                    |                  |                     |                  |
| EPSDT Screenings.....              |                |            |                    |                  |                     |                  |
| EPSDT Referral Services.....       |                |            |                    |                  |                     |                  |
| EPSDT Targeted Case Mgmt.....      |                |            |                    |                  |                     |                  |
| Subtotal.....                      |                |            |                    |                  |                     |                  |
| <b>MANAGED CARE PREMIUMS.....</b>  |                |            |                    |                  |                     |                  |
|                                    |                |            | *                  |                  |                     |                  |
|                                    | =====          |            |                    |                  |                     |                  |
| Total.....                         | \$1,629,016.13 | 2,198*     | \$741.14           |                  |                     |                  |

\* Unduplicated totals

\*\*\* Recipients are not added to total.

Table 5. Medical Statistics, August, 2000

ELIGIBILITY CATEGORY: Foster Care

Number of eligibles on 07/31/00 - 12,029

Total eligibles enrolled during August - 1,634

|                                    | EXPENDITURES   | RECIPIENTS | COST PER RECIPIENT | UNITS OF SERVICE | UNITS PER RECIPIENT | COST PER SERVICE |
|------------------------------------|----------------|------------|--------------------|------------------|---------------------|------------------|
| <b>NURSING FACILITIES.....</b>     |                |            |                    |                  |                     |                  |
| <b>HOSPITALS</b>                   |                |            |                    |                  |                     |                  |
| Inpatient.....                     | \$341,109.07   | 51         | \$6,688.41         | 614              | 12.0                | \$555.55         |
| Outpatient.....                    | \$58,194.17    | 348        | \$167.22           | 1,125            | 3.2                 | \$51.73          |
| Subtotal.....                      | \$399,303.24   | 381*       | \$1,048.04         | 1,739            | 4.5                 | \$229.62         |
| DENTAL SERVICES.....               | \$1,277.75     | 32*        | \$39.93            | 42               | 1.3                 | \$30.42          |
| PHARMACY.....                      | \$184,520.06   | 1,261*     | \$146.33           | 3,310            | 2.6                 | \$55.75          |
| <b>PHYSICIAN RELATED</b>           |                |            |                    |                  |                     |                  |
| Physician.....                     | \$47,972.86    | 559        | \$85.82            | 1,722            | 3.1                 | \$27.86          |
| Clinic.....                        | \$12,475.96    | 281        | \$44.40            | 1,192            | 4.2                 | \$10.47          |
| Family Planning.....               | \$3,080.01     | 71         | \$43.38            | 81               | 1.1                 | \$38.02          |
| X-ray & Lab.....                   | \$3,357.92     | 82         | \$40.95            | 340              | 4.1                 | \$9.88           |
| Nurse Practitioner.....            | \$4,000.20     | 49         | \$81.64            | 132              | 2.7                 | \$30.30          |
| Podiatry.....                      | \$208.25       | 5          | \$41.65            | 7                | 1.4                 | \$29.75          |
| CRNA Services.....                 | \$178.11       | 4          | \$44.53            | 211              | 52.8                | \$0.84           |
| Rural Health Clinics.....          | \$14,501.62    | 184        | \$78.81            | 278              | 1.5                 | \$52.16          |
| Case Management.....               |                |            |                    |                  |                     |                  |
| Fed Qualified Health Care.....     | \$2,420.82     | 50         | \$48.42            | 67               | 1.3                 | \$36.13          |
| Subtotal.....                      | \$88,195.75    | 1,139*     | \$77.43            | 4,030            | 3.5                 | \$21.88          |
| <b>IN-HOME SERVICES</b>            |                |            |                    |                  |                     |                  |
| Home Health Services.....          |                |            |                    |                  |                     |                  |
| Adult Day Health Care.....         |                |            |                    |                  |                     |                  |
| Homemaker/Respite Care.....        |                |            |                    |                  |                     |                  |
| Personal Care.....                 |                |            |                    |                  |                     |                  |
| Aids Waiver.....                   |                |            |                    |                  |                     |                  |
| Physical Disabled Waiver.....      |                |            |                    |                  |                     |                  |
| Independent Living Waiver.....     |                |            |                    |                  |                     |                  |
| Subtotal.....                      |                |            |                    |                  |                     |                  |
| <b>REHAB AND SPECIALTY SERVICE</b> |                |            |                    |                  |                     |                  |
| Audiology Services.....            | \$110.00       | 6          | \$18.33            | 8                | 1.3                 | \$13.75          |
| Optometric Services.....           | \$3,062.50     | 58         | \$52.80            | 94               | 1.6                 | \$32.58          |
| Durable Medical Equip.....         | \$7,243.76     | 29         | \$249.78           | 176              | 6.1                 | \$41.16          |
| Ambulance Services.....            | \$952.35       | 7          | \$136.05           | 114              | 16.3                | \$8.35           |
| Rehabilitation Center.....         |                |            |                    |                  |                     |                  |
| Hospice.....                       |                |            |                    |                  |                     |                  |
| Non-Emergency Trans.....           | \$840.93       | 4          | \$210.23           | 18               | 4.5                 | \$46.72          |
| Non-Participating Prov.....        |                |            |                    |                  |                     |                  |
| Comprehensive Day Rehab.....       |                |            |                    |                  |                     |                  |
| Diabetes Self-Mgmt Trng.....       |                |            |                    |                  |                     |                  |
| Subtotal.....                      | \$12,209.54    | 102*       | \$119.70           | 410              | 4.0                 | \$29.78          |
| <b>BUY-IN PREMIUMS</b>             |                |            |                    |                  |                     |                  |
| Part-A.....                        |                |            |                    |                  |                     |                  |
| Part-B.....                        |                |            |                    |                  |                     |                  |
| Subtotal ***.....                  |                |            |                    |                  |                     |                  |
| <b>MENTAL HEALTH SERVICES</b>      |                |            |                    |                  |                     |                  |
| Private Home ICF/MR.....           |                |            |                    |                  |                     |                  |
| MR/DD Waiver.....                  | \$37,343.79    | 19         | \$1,965.46         | 909              | 47.8                | \$41.08          |
| Psych Rehab-Private.....           | \$1,111.37     | 4          | \$277.84           | 51               | 12.8                | \$21.79          |
| CSTAR-Private.....                 | \$12,138.92    | 15         | \$809.26           | 1,314            | 87.6                | \$8.24           |
| Targeted Case management.....      | \$588.00       | 5          | \$117.60           | 98               | 19.6                | \$6.00           |
| Subtotal.....                      | \$51,182.08    | 41*        | \$1,248.34         | 2,372            | 57.8                | \$21.58          |
| <b>STATE INSTITUTIONS</b>          |                |            |                    |                  |                     |                  |
| ICF/Mentally Retarded.....         |                |            |                    |                  |                     |                  |
| Mental Hospital.....               |                |            |                    |                  |                     |                  |
| Psych Care Under Age 22.....       | \$23,621.71    | 4          | \$5,905.43         | 46               | 11.5                | \$513.52         |
| Psych Rehab-Public.....            |                |            |                    |                  |                     |                  |
| CSTAR-Public.....                  |                |            |                    |                  |                     |                  |
| Targeted Case management.....      | \$101,844.60   | 448        | \$227.33           | 14,096           | 31.5                | \$7.23           |
| DFS Case Management.....           | \$1,257,601.34 | 495        | \$2,540.61         | 1,390            | 2.8                 | \$904.75         |
| Subtotal.....                      | \$1,383,067.65 | 906*       | \$1,526.56         | 15,532           | 17.1                | \$89.05          |
| <b>EPSDT SERVICES</b>              |                |            |                    |                  |                     |                  |
| EPSDT Screenings.....              | \$6,706.95     | 118        | \$56.84            | 121              | 1.0                 | \$55.43          |
| EPSDT Referral Services.....       | \$900,350.42   | 3,173      | \$283.75           | 40,743           | 12.8                | \$22.10          |
| EPSDT Targeted Case Mgmt.....      | \$56,970.00    | 531        | \$107.29           | 530              | 1.0                 | \$107.49         |
| Subtotal.....                      | \$964,027.37   | 3,432*     | \$280.89           | 41,394           | 12.0                | \$23.29          |
| MANAGED CARE PREMIUMS.....         | \$651,731.14   | 6,622*     | \$98.42            |                  |                     |                  |
| =====                              |                |            |                    |                  |                     |                  |
| Total.....                         | \$3,735,514.58 | 9,000*     | \$415.06           |                  |                     |                  |

\* Unduplicated totals

\*\*\* Recipients are not added to total.

Table 5. Medical Statistics, August, 2000

ELIGIBILITY CATEGORY: Child Welfare Services

Number of eligibles on 07/31/00 - 1,228

Total eligibles enrolled during August - N/A

|                                    | EXPENDITURES | RECIPIENTS | COST PER RECIPIENT | UNITS OF SERVICE | UNITS PER RECIPIENT | COST PER SERVICE |
|------------------------------------|--------------|------------|--------------------|------------------|---------------------|------------------|
| <b>NURSING FACILITIES.....</b>     |              |            |                    |                  |                     |                  |
| <b>HOSPITALS</b>                   |              |            |                    |                  |                     |                  |
| Inpatient.....                     | \$3,465.36   | 1          | \$3,465.36         | 8                | 8.0                 | \$433.17         |
| Outpatient.....                    | \$4,566.36   | 29         | \$157.46           | 117              | 4.0                 | \$39.03          |
| Subtotal.....                      | \$8,031.72   | 30*        | \$267.72           | 125              | 4.1                 | \$64.25          |
| <b>DENTAL SERVICES.....</b>        |              |            |                    |                  |                     |                  |
| PHARMACY.....                      | \$10,288.98  | 77*        | \$133.62           | 197              | 2.6                 | \$52.23          |
| <b>PHYSICIAN RELATED</b>           |              |            |                    |                  |                     |                  |
| Physician.....                     | \$2,401.04   | 32         | \$75.03            | 83               | 2.6                 | \$28.93          |
| Clinic.....                        | \$1,288.61   | 23         | \$56.03            | 38               | 1.7                 | \$33.91          |
| Family Planning.....               | \$285.61     | 8          | \$35.70            | 8                | 1.0                 | \$35.70          |
| X-ray & Lab.....                   | \$95.84      | 3          | \$31.95            | 6                | 2.0                 | \$15.97          |
| Nurse Practitioner.....            | \$179.00     | 2          | \$89.50            | 6                | 3.0                 | \$29.83          |
| Podiatry.....                      |              |            |                    |                  |                     |                  |
| CRNA Services.....                 |              |            |                    |                  |                     |                  |
| Rural Health Clinics.....          | \$364.75     | 5          | \$72.95            | 10               | 2.0                 | \$36.48          |
| Case Management.....               | \$398.08     | 4          | \$99.52            | 7                | 1.8                 | \$56.87          |
| Fed Qualified Health Care.....     |              |            |                    |                  |                     |                  |
| Subtotal.....                      | \$5,012.93   | 69*        | \$72.65            | 158              | 2.2                 | \$31.73          |
| <b>IN-HOME SERVICES</b>            |              |            |                    |                  |                     |                  |
| Home Health Services.....          |              |            |                    |                  |                     |                  |
| Adult Day Health Care.....         |              |            |                    |                  |                     |                  |
| Homemaker/Respite Care.....        |              |            |                    |                  |                     |                  |
| Personal Care.....                 |              |            |                    |                  |                     |                  |
| Aids Waiver.....                   |              |            |                    |                  |                     |                  |
| Physical Disabled Waiver.....      |              |            |                    |                  |                     |                  |
| Independent Living Waiver.....     |              |            |                    |                  |                     |                  |
| Subtotal.....                      |              |            |                    |                  |                     |                  |
| <b>REHAB AND SPECIALTY SERVICE</b> |              |            |                    |                  |                     |                  |
| Audiology Services.....            |              |            |                    |                  |                     |                  |
| Optometric Services.....           | \$300.00     | 6          | \$50.00            | 8                | 1.3                 | \$37.50          |
| Durable Medical Equip.....         | \$45.00      | 1          | \$45.00            | 1                | 1.0                 | \$45.00          |
| Ambulance Services.....            |              |            |                    |                  |                     |                  |
| Rehabilitation Center.....         |              |            |                    |                  |                     |                  |
| Hospice.....                       |              |            |                    |                  |                     |                  |
| Non-Emergency Trans.....           |              |            |                    |                  |                     |                  |
| Non-Participating Prov.....        |              |            |                    |                  |                     |                  |
| Comprehensive Day Rehab.....       |              |            |                    |                  |                     |                  |
| Diabetes Self-Mgmt Trning.....     |              |            |                    |                  |                     |                  |
| Subtotal.....                      | \$345.00     | 7*         | \$49.29            | 9                | 1.2                 | \$38.33          |
| <b>BUY-IN PREMIUMS</b>             |              |            |                    |                  |                     |                  |
| Part-A.....                        |              |            |                    |                  |                     |                  |
| Part-B.....                        |              |            |                    |                  |                     |                  |
| Subtotal ***.....                  |              |            |                    |                  |                     |                  |
| <b>MENTAL HEALTH SERVICES</b>      |              |            |                    |                  |                     |                  |
| Private Home ICF/MR.....           |              |            |                    |                  |                     |                  |
| MR/DD Waiver.....                  |              |            |                    |                  |                     |                  |
| Psych Rehab-Private.....           | \$1,204.32   | 1          | \$1,204.32         | 165              | 165.0               | \$7.30           |
| CSTAR-Private.....                 |              |            |                    |                  |                     |                  |
| Targeted Case management..         |              |            |                    |                  |                     |                  |
| Subtotal.....                      | \$1,204.32   | 1*         | \$1,204.32         | 165              | 165.0               | \$7.30           |
| <b>STATE INSTITUTIONS</b>          |              |            |                    |                  |                     |                  |
| ICF/Mentally Retarded.....         |              |            |                    |                  |                     |                  |
| Mental Hospital.....               |              |            |                    |                  |                     |                  |
| Psych Care Under Age 22...         |              |            |                    |                  |                     |                  |
| Psych Rehab-Public.....            |              |            |                    |                  |                     |                  |
| CSTAR-Public.....                  |              |            |                    |                  |                     |                  |
| Targeted Case management..         |              |            |                    |                  |                     |                  |
| DFS Case Management.....           | \$63,919.49  | 29         | \$2,204.12         | 69               | 2.4                 | \$926.37         |
| Subtotal.....                      | \$63,919.49  | 29*        | \$2,204.12         | 69               | 2.3                 | \$926.37         |
| <b>EPSDT SERVICES</b>              |              |            |                    |                  |                     |                  |
| EPSDT Screenings.....              | \$300.00     | 3          | \$100.00           | 5                | 1.7                 | \$60.00          |
| EPSDT Referral Services...         | \$47,312.18  | 170        | \$278.31           | 2,266            | 13.3                | \$20.88          |
| EPSDT Targeted Case Mgmt..         | \$5,153.00   | 49         | \$105.16           | 48               | 1.0                 | \$107.35         |
| Subtotal.....                      | \$52,765.18  | 206*       | \$256.14           | 2,319            | 11.2                | \$22.75          |
| <b>MANAGED CARE PREMIUMS.....</b>  |              |            |                    |                  |                     |                  |
|                                    | \$72,796.38  | 743*       | \$97.98            |                  |                     |                  |
| =====                              |              |            |                    |                  |                     |                  |
| Total.....                         | \$214,364.00 | 906*       | \$236.60           |                  |                     |                  |

\* Unduplicated totals

\*\*\* Recipients are not added to total.



Table 5. Medical Statistics, August, 2000

ELIGIBILITY CATEGORY: Refugee

Number of eligibles on 07/31/00 - 568

Total eligibles enrolled during August - 653

|                                    | EXPENDITURES | RECIPIENTS | COST PER RECIPIENT | UNITS OF SERVICE | UNITS PER RECIPIENT | COST PER SERVICE |
|------------------------------------|--------------|------------|--------------------|------------------|---------------------|------------------|
| <b>NURSING FACILITIES.....</b>     |              |            |                    |                  |                     |                  |
| <b>HOSPITALS</b>                   |              |            |                    |                  |                     |                  |
| Inpatient.....                     |              |            |                    |                  |                     |                  |
| Outpatient.....                    | \$1,827.36   | 11         | \$166.12           | 54               | 4.9                 | \$33.84          |
| Subtotal.....                      | \$1,827.36   | 11*        | \$166.12           | 54               | 4.9                 | \$33.84          |
| <b>DENTAL SERVICES.....</b>        |              |            |                    |                  |                     |                  |
| PHARMACY.....                      | \$2,988.00   | 169*       | \$17.68            | 175              | 1.0                 | \$17.07          |
| <b>PHYSICIAN RELATED</b>           |              |            |                    |                  |                     |                  |
| Physician.....                     | \$131.00     | 5          | \$26.20            | 7                | 1.4                 | \$18.71          |
| Clinic.....                        | \$1,756.54   | 39         | \$45.04            | 79               | 2.0                 | \$22.23          |
| Family Planning.....               |              |            |                    |                  |                     |                  |
| X-ray & Lab.....                   | \$466.15     | 10         | \$46.62            | 59               | 5.9                 | \$7.90           |
| Nurse Practitioner.....            |              |            |                    |                  |                     |                  |
| Podiatry.....                      |              |            |                    |                  |                     |                  |
| CRNA Services.....                 |              |            |                    |                  |                     |                  |
| Rural Health Clinics.....          |              |            |                    |                  |                     |                  |
| Case Management.....               |              |            |                    |                  |                     |                  |
| Fed Qualified Health Care.....     | \$914.06     | 7          | \$130.58           | 17               | 2.4                 | \$53.77          |
| Subtotal.....                      | \$3,267.75   | 61*        | \$53.57            | 162              | 2.6                 | \$20.17          |
| <b>IN-HOME SERVICES</b>            |              |            |                    |                  |                     |                  |
| Home Health Services.....          |              |            |                    |                  |                     |                  |
| Adult Day Health Care.....         |              |            |                    |                  |                     |                  |
| Homemaker/Respite Care.....        |              |            |                    |                  |                     |                  |
| Personal Care.....                 |              |            |                    |                  |                     |                  |
| Aids Waiver.....                   |              |            |                    |                  |                     |                  |
| Physical Disabled Waiver.....      |              |            |                    |                  |                     |                  |
| Independent Living Waiver.....     |              |            |                    |                  |                     |                  |
| Subtotal.....                      |              |            |                    |                  |                     |                  |
| <b>REHAB AND SPECIALTY SERVICE</b> |              |            |                    |                  |                     |                  |
| Audiology Services.....            |              |            |                    |                  |                     |                  |
| Optometric Services.....           |              |            |                    |                  |                     |                  |
| Durable Medical Equip.....         |              |            |                    |                  |                     |                  |
| Ambulance Services.....            |              |            |                    |                  |                     |                  |
| Rehabilitation Center.....         |              |            |                    |                  |                     |                  |
| Hospice.....                       |              |            |                    |                  |                     |                  |
| Non-Emergency Trans.....           |              |            |                    |                  |                     |                  |
| Non-Participating Prov.....        |              |            |                    |                  |                     |                  |
| Comprehensive Day Rehab.....       |              |            |                    |                  |                     |                  |
| Diabetes Self-Mgmt Trng.....       |              |            |                    |                  |                     |                  |
| Subtotal.....                      |              |            |                    |                  |                     |                  |
| <b>BUY-IN PREMIUMS</b>             |              |            |                    |                  |                     |                  |
| Part-A.....                        |              |            |                    |                  |                     |                  |
| Part-B.....                        |              |            |                    |                  |                     |                  |
| Subtotal ***.....                  |              |            |                    |                  |                     |                  |
| <b>MENTAL HEALTH SERVICES</b>      |              |            |                    |                  |                     |                  |
| Private Home ICF/MR.....           |              |            |                    |                  |                     |                  |
| MR/DD Waiver.....                  |              |            |                    |                  |                     |                  |
| Psych Rehab-Private.....           |              |            |                    |                  |                     |                  |
| CSIAR-Private.....                 |              |            |                    |                  |                     |                  |
| Targeted Case management.....      |              |            |                    |                  |                     |                  |
| Subtotal.....                      |              |            |                    |                  |                     |                  |
| <b>STATE INSTITUTIONS</b>          |              |            |                    |                  |                     |                  |
| ICF/Mentally Retarded.....         |              |            |                    |                  |                     |                  |
| Mental Hospital.....               |              |            |                    |                  |                     |                  |
| Psych Care Under Age 22.....       |              |            |                    |                  |                     |                  |
| Psych Rehab-Public.....            |              |            |                    |                  |                     |                  |
| CSIAR-Public.....                  |              |            |                    |                  |                     |                  |
| Targeted Case management.....      | \$30.00      | 1          | \$30.00            | 5                | 5.0                 | \$6.00           |
| DFS Case Management.....           |              |            |                    |                  |                     |                  |
| Subtotal.....                      | \$30.00      | 1*         | \$30.00            | 5                | 5.0                 | \$6.00           |
| <b>EPSDT SERVICES</b>              |              |            |                    |                  |                     |                  |
| EPSDT Screenings.....              | \$77.60      | 1          | \$77.60            | 1                | 1.0                 | \$77.60          |
| EPSDT Referral Services.....       | \$605.80     | 21         | \$28.85            | 40               | 1.9                 | \$15.15          |
| EPSDT Targeted Case Mgmt.....      |              |            |                    |                  |                     |                  |
| Subtotal.....                      | \$683.40     | 21*        | \$32.54            | 41               | 1.9                 | \$16.67          |
| MANAGED CARE PREMIUMS.....         | \$62,038.96  | 544*       | \$114.04           |                  |                     |                  |
| =====                              |              |            |                    |                  |                     |                  |
| Total.....                         | \$70,835.47  | 599*       | \$118.26           |                  |                     |                  |

\* Unduplicated totals

\*\*\* Recipients are not added to total.

Table 5. Medical Statistics, August, 2000

ELIGIBILITY CATEGORY: Temporary Assistance - Medical Assistance

Number of eligibles on 07/31/00 - 12

Total eligibles enrolled during August - 23

|                                | EXPENDITURES | RECIPIENTS | COST PER RECIPIENT | UNITS OF SERVICE | UNITS PER RECIPIENT | COST PER SERVICE |
|--------------------------------|--------------|------------|--------------------|------------------|---------------------|------------------|
| NURSING FACILITIES.....        | \$48,816.59  | 2*         | \$24,408.30        | 151              | 75.5                | \$323.29         |
| HOSPITALS                      |              |            |                    |                  |                     |                  |
| Inpatient.....                 | \$11,906.82  | 2          | \$5,953.41         | 33               | 16.5                | \$360.81         |
| Outpatient.....                | \$257.90     | 1          | \$257.90           | 5                | 5.0                 | \$51.58          |
| Subtotal.....                  | \$12,164.72  | 2*         | \$6,082.36         | 38               | 19.0                | \$320.12         |
| DENTAL SERVICES.....           | \$24.00      | 1*         | \$24.00            | 3                | 3.0                 | \$8.00           |
| PHARMACY.....                  | \$2,163.02   | 6*         | \$360.50           | 23               | 3.8                 | \$94.04          |
| PHYSICIAN RELATED              |              |            |                    |                  |                     |                  |
| Physician.....                 | \$46.66      | 1          | \$46.66            | 2                | 2.0                 | \$23.33          |
| Clinic.....                    | \$229.84     | 4          | \$57.46            | 10               | 2.5                 | \$22.98          |
| Family Planning.....           |              |            |                    |                  |                     |                  |
| X-ray & Lab.....               |              |            |                    |                  |                     |                  |
| Nurse Practitioner.....        |              |            |                    |                  |                     |                  |
| Podiatry.....                  |              |            |                    |                  |                     |                  |
| CRNA Services.....             |              |            |                    |                  |                     |                  |
| Rural Health Clinics.....      |              |            |                    |                  |                     |                  |
| Case Management.....           |              |            |                    |                  |                     |                  |
| Fed Qualified Health Care..... |              |            |                    |                  |                     |                  |
| Subtotal.....                  | \$276.50     | 4*         | \$69.13            | 12               | 3.0                 | \$23.04          |
| IN-HOME SERVICES               |              |            |                    |                  |                     |                  |
| Home Health Services.....      |              |            |                    |                  |                     |                  |
| Adult Day Health Care.....     |              |            |                    |                  |                     |                  |
| Homemaker/Respite Care.....    |              |            |                    |                  |                     |                  |
| Personal Care.....             |              |            |                    |                  |                     |                  |
| Aids Waiver.....               |              |            |                    |                  |                     |                  |
| Physical Disabled Waiver.....  |              |            |                    |                  |                     |                  |
| Independent Living Waiver..... |              |            |                    |                  |                     |                  |
| Subtotal.....                  |              |            |                    |                  |                     |                  |
| REHAB AND SPECIALTY SERVICE    |              |            |                    |                  |                     |                  |
| Audiology Services.....        |              |            |                    |                  |                     |                  |
| Optometric Services.....       |              |            |                    |                  |                     |                  |
| Durable Medical Equip.....     |              |            |                    |                  |                     |                  |
| Ambulance Services.....        |              |            |                    |                  |                     |                  |
| Rehabilitation Center.....     |              |            |                    |                  |                     |                  |
| Hospice.....                   |              |            |                    |                  |                     |                  |
| Non-Emergency Trans.....       |              |            |                    |                  |                     |                  |
| Non-Participating Prov.....    |              |            |                    |                  |                     |                  |
| Comprehensive Day Rehab.....   |              |            |                    |                  |                     |                  |
| Diabetes Self-Mgmt Trning..... |              |            |                    |                  |                     |                  |
| Subtotal.....                  |              |            |                    |                  |                     |                  |
| BUY-IN PREMIUMS                |              |            |                    |                  |                     |                  |
| Part-A.....                    |              |            |                    |                  |                     |                  |
| Part-B.....                    |              |            |                    |                  |                     |                  |
| Subtotal ***.....              |              |            |                    |                  |                     |                  |
| MENTAL HEALTH SERVICES         |              |            |                    |                  |                     |                  |
| Private Home ICF/MR.....       |              |            |                    |                  |                     |                  |
| MR/DD Waiver.....              |              |            |                    |                  |                     |                  |
| Psych Rehab-Private.....       | \$644.42     | 1          | \$644.42           | 32               | 32.0                | \$20.14          |
| CSTAR-Private.....             | \$4,852.12   | 2          | \$2,426.06         | 542              | 271.0               | \$8.95           |
| Targeted Case management.....  |              |            |                    |                  |                     |                  |
| Subtotal.....                  | \$5,496.54   | 3*         | \$1,832.18         | 574              | 191.3               | \$9.58           |
| STATE INSTITUTIONS             |              |            |                    |                  |                     |                  |
| ICF/Mentally Retarded.....     | \$27,683.13  | 4          | \$6,920.78         | 120              | 30.0                | \$230.69         |
| Mental Hospital.....           |              |            |                    |                  |                     |                  |
| Psych Care Under Age 22.....   | \$3,446.38   | 3          | \$1,148.79         | 7                | 2.3                 | \$492.34         |
| Psych Rehab-Public.....        |              |            |                    |                  |                     |                  |
| CSTAR-Public.....              |              |            |                    |                  |                     |                  |
| Targeted Case management.....  | \$788.00     | 4          | \$197.00           | 96               | 24.0                | \$8.21           |
| DFS Case Management.....       |              |            |                    |                  |                     |                  |
| Subtotal.....                  | \$31,917.51  | 11*        | \$2,901.59         | 223              | 20.2                | \$143.13         |
| EPSDT SERVICES                 |              |            |                    |                  |                     |                  |
| EPSDT Screenings.....          | \$60.00      | 1          | \$60.00            | 1                | 1.0                 | \$60.00          |
| EPSDT Referral Services.....   | \$98.50      | 2          | \$49.25            | 5                | 2.5                 | \$19.70          |
| EPSDT Targeted Case Mgmt.....  |              |            |                    |                  |                     |                  |
| Subtotal.....                  | \$158.50     | 2*         | \$79.25            | 6                | 3.0                 | \$26.42          |
| MANAGED CARE PREMIUMS.....     |              | *          |                    |                  |                     |                  |
| =====                          |              |            |                    |                  |                     |                  |
| Total.....                     | \$101,017.38 | 19*        | \$5,316.70         |                  |                     |                  |

\* Unduplicated totals

\*\*\* Recipients are not added to total.

Table 5. Medical Statistics, August, 2000

ELIGIBILITY CATEGORY: Title XIX - HDN

Number of eligibles on 07/31/00 - 8,540

Total eligibles enrolled during August - N/A

|                                | EXPENDITURES   | RECIPIENTS | COST PER RECIPIENT | UNITS OF SERVICE | UNITS PER RECIPIENT | COST PER SERVICE |
|--------------------------------|----------------|------------|--------------------|------------------|---------------------|------------------|
| NURSING FACILITIES.....        | \$13,227.01    | 2*         | \$6,613.51         | 41               | 20.5                | \$322.61         |
| HOSPITALS                      |                |            |                    |                  |                     |                  |
| Inpatient.....                 | \$509,365.91   | 108        | \$4,716.35         | 868              | 8.0                 | \$586.83         |
| Outpatient.....                | \$104,225.02   | 528        | \$197.40           | 1,733            | 3.3                 | \$60.14          |
| Subtotal.....                  | \$613,590.93   | 612*       | \$1,002.60         | 2,601            | 4.2                 | \$235.91         |
| DENTAL SERVICES.....           | \$2,336.00     | 41*        | \$56.98            | 82               | 2.0                 | \$28.49          |
| PHARMACY.....                  | \$259,989.26   | 1,632*     | \$159.31           | 4,641            | 2.8                 | \$56.02          |
| PHYSICIAN RELATED              |                |            |                    |                  |                     |                  |
| Physician.....                 | \$54,284.03    | 704        | \$77.11            | 2,072            | 2.9                 | \$26.20          |
| Clinic.....                    | \$29,518.09    | 402        | \$73.43            | 2,080            | 5.2                 | \$14.19          |
| Family Planning.....           | \$5,348.26     | 128        | \$41.78            | 141              | 1.1                 | \$37.93          |
| X-ray & Lab.....               | \$5,714.72     | 155        | \$36.87            | 624              | 4.0                 | \$9.16           |
| Nurse Practitioner.....        | \$5,724.96     | 62         | \$92.34            | 185              | 3.0                 | \$30.95          |
| Podiatry.....                  | \$219.75       | 7          | \$31.39            | 9                | 1.3                 | \$24.42          |
| CRNA Services.....             | \$34.20        | 1          | \$34.20            | 30               | 30.0                | \$1.14           |
| Rural Health Clinics.....      | \$20,084.82    | 232        | \$86.57            | 370              | 1.6                 | \$54.28          |
| Case Management.....           | \$30.00        | 1          | \$30.00            | 1                | 1.0                 | \$30.00          |
| Fed Qualified Health Care..... | \$2,160.89     | 33         | \$65.48            | 47               | 1.4                 | \$45.98          |
| Subtotal.....                  | \$123,119.72   | 1,453*     | \$84.73            | 5,559            | 3.8                 | \$22.15          |
| IN-HOME SERVICES               |                |            |                    |                  |                     |                  |
| Home Health Services.....      |                |            |                    |                  |                     |                  |
| Adult Day Health Care.....     | \$396.30       | 1          | \$396.30           | 12               | 12.0                | \$33.03          |
| Homemaker/Respite Care.....    | \$383.67       | 2          | \$191.84           | 30               | 15.0                | \$12.79          |
| Personal Care.....             |                |            |                    |                  |                     |                  |
| Aids Waiver.....               |                |            |                    |                  |                     |                  |
| Physical Disabled Waiver.....  |                |            |                    |                  |                     |                  |
| Independent Living Waiver..... |                |            |                    |                  |                     |                  |
| Subtotal.....                  | \$779.97       | 3*         | \$259.99           | 42               | 14.0                | \$18.57          |
| REHAB AND SPECIALTY SERVICE    |                |            |                    |                  |                     |                  |
| Audiology Services.....        | \$104.25       | 4          | \$26.06            | 7                | 1.8                 | \$14.89          |
| Optometric Services.....       | \$6,086.50     | 105        | \$57.97            | 195              | 1.9                 | \$31.21          |
| Durable Medical Equip.....     | \$116,480.19   | 48         | \$2,426.67         | 393              | 8.2                 | \$296.39         |
| Ambulance Services.....        | \$1,960.00     | 11         | \$178.18           | 214              | 19.5                | \$9.16           |
| Rehabilitation Center.....     |                |            |                    |                  |                     |                  |
| Hospice.....                   |                |            |                    |                  |                     |                  |
| Non-Emergency Trans.....       | \$3,843.74     | 15         | \$256.25           | 82               | 5.5                 | \$46.87          |
| Non-Participating Prov.....    |                |            |                    |                  |                     |                  |
| Comprehensive Day Rehab.....   |                |            |                    |                  |                     |                  |
| Diabetes Self-Mgmt Trning..... |                |            |                    |                  |                     |                  |
| Subtotal.....                  | \$128,474.68   | 176*       | \$729.97           | 891              | 5.0                 | \$144.19         |
| BUY-IN PREMIUMS                |                |            |                    |                  |                     |                  |
| Part-A.....                    |                |            |                    |                  |                     |                  |
| Part-B.....                    |                |            |                    |                  |                     |                  |
| Subtotal ***.....              |                |            |                    |                  |                     |                  |
| MENTAL HEALTH SERVICES         |                |            |                    |                  |                     |                  |
| Private Home ICF/MR.....       |                |            |                    |                  |                     |                  |
| MR/DD Waiver.....              | \$373,658.26   | 101        | \$3,699.59         | 8,704            | 86.2                | \$42.93          |
| Psych Rehab-Private.....       | \$5,946.73     | 21         | \$283.18           | 250              | 11.9                | \$23.79          |
| CSTAR-Private.....             | \$121,927.03   | 122        | \$999.40           | 13,593           | 111.4               | \$8.97           |
| Targeted Case management.....  | \$1,440.00     | 4          | \$360.00           | 240              | 60.0                | \$6.00           |
| Subtotal.....                  | \$502,972.02   | 246*       | \$2,044.60         | 22,787           | 92.6                | \$22.07          |
| STATE INSTITUTIONS             |                |            |                    |                  |                     |                  |
| ICF/Mentally Retarded.....     |                |            |                    |                  |                     |                  |
| Mental Hospital.....           |                |            |                    |                  |                     |                  |
| Psych Care Under Age 22.....   | \$96,237.01    | 16         | \$6,014.81         | 185              | 11.6                | \$520.20         |
| Psych Rehab-Public.....        |                |            |                    |                  |                     |                  |
| CSTAR-Public.....              |                |            |                    |                  |                     |                  |
| Targeted Case management.....  | \$218,328.86   | 714        | \$305.78           | 28,254           | 39.6                | \$7.73           |
| DFS Case Management.....       | \$1,678,402.14 | 640        | \$2,622.50         | 2,453            | 3.8                 | \$684.22         |
| Subtotal.....                  | \$1,992,968.01 | 1,281*     | \$1,555.79         | 30,892           | 24.1                | \$64.51          |
| EPSDT SERVICES                 |                |            |                    |                  |                     |                  |
| EPSDT Screenings.....          | \$9,744.60     | 165        | \$59.06            | 166              | 1.0                 | \$58.70          |
| EPSDT Referral Services.....   | \$1,070,632.36 | 3,435      | \$311.68           | 51,987           | 15.1                | \$20.59          |
| EPSDT Targeted Case Mgmt.....  | \$76,121.00    | 715        | \$106.46           | 708              | 1.0                 | \$107.52         |
| Subtotal.....                  | \$1,156,497.96 | 3,840*     | \$301.17           | 52,861           | 13.7                | \$21.88          |
| MANAGED CARE PREMIUMS.....     | \$414,779.19   | 4,316*     | \$96.10            |                  |                     |                  |
| =====<br>Total.....            | \$5,208,734.75 | 7,658*     | \$680.17           |                  |                     |                  |

\* Unduplicated totals

\*\*\* Recipients are not added to total.

Table 5. Medical Statistics, August, 2000

ELIGIBILITY CATEGORY: Qualified Medicare Beneficiary (QMB)

Number of eligibles on 07/31/00 - 10,076

Total eligibles enrolled during August - 10,216

|                                    | EXPENDITURES | RECIPIENTS | COST PER RECIPIENT | UNITS OF SERVICE | UNITS PER RECIPIENT | COST PER SERVICE |
|------------------------------------|--------------|------------|--------------------|------------------|---------------------|------------------|
| <b>NURSING FACILITIES</b> .....    | \$13,363.77  | 20*        | \$668.19           | 44               | 2.2                 | \$303.72         |
| <b>HOSPITALS</b>                   |              |            |                    |                  |                     |                  |
| Inpatient.....                     | \$3,893.40   | 51         | \$76.34            | 29               | 1.6                 | \$134.26         |
| Outpatient.....                    | \$171,707.96 | 860        | \$199.66           | 1,465            | 1.7                 | \$117.21         |
| Subtotal.....                      | \$175,601.36 | 902*       | \$194.68           | 1,494            | 1.6                 | \$117.54         |
| <b>DENTAL SERVICES</b> .....       |              |            |                    |                  |                     |                  |
| <b>PHARMACY</b> .....              | \$1,090.21   | 15*        | \$72.68            | 22               | 1.5                 | \$49.56          |
| <b>PHYSICIAN RELATED</b>           |              |            |                    |                  |                     |                  |
| Physician.....                     | \$34,188.05  | 896        | \$38.16            | 1,887            | 2.1                 | \$18.12          |
| Clinic.....                        | \$53,175.19  | 1,164      | \$45.68            | 2,981            | 2.6                 | \$17.84          |
| Family Planning.....               |              |            |                    |                  |                     |                  |
| X-ray & Lab.....                   | \$2,442.59   | 161        | \$15.17            | 302              | 1.9                 | \$8.09           |
| Nurse Practitioner.....            | \$312.95     | 15         | \$20.86            | 21               | 1.4                 | \$14.90          |
| Podiatry.....                      | \$1,190.29   | 64         | \$18.60            | 103              | 1.6                 | \$11.56          |
| CRNA Services.....                 | \$358.19     | 10         | \$35.82            | 11               | 1.1                 | \$32.56          |
| Rural Health Clinics.....          | \$3,079.17   | 133        | \$23.15            | 188              | 1.4                 | \$16.38          |
| Case Management.....               |              |            |                    |                  |                     |                  |
| Fed Qualified Health Care.....     | \$1,910.44   | 103        | \$18.55            | 136              | 1.3                 | \$14.05          |
| Subtotal.....                      | \$96,656.87  | 2,195*     | \$44.04            | 5,629            | 2.5                 | \$17.17          |
| <b>IN-HOME SERVICES</b>            |              |            |                    |                  |                     |                  |
| Home Health Services.....          |              |            |                    |                  |                     |                  |
| Adult Day Health Care.....         | \$2,359.80   | 7          | \$337.11           | 54               | 7.7                 | \$43.70          |
| Homemaker/Respite Care.....        | \$379.68     | 8          | \$47.46            | 41               | 5.1                 | \$9.26           |
| Personal Care.....                 | \$10,800.22  | 67         | \$161.20           | 754              | 11.3                | \$14.32          |
| Aids Waiver.....                   |              |            |                    |                  |                     |                  |
| Physical Disabled Waiver.....      |              |            |                    |                  |                     |                  |
| Independent Living Waiver.....     |              |            |                    |                  |                     |                  |
| Subtotal.....                      | \$13,539.70  | 76*        | \$178.15           | 849              | 11.1                | \$15.95          |
| <b>REHAB AND SPECIALTY SERVICE</b> |              |            |                    |                  |                     |                  |
| Audiology Services.....            | \$9.30       | 1          | \$9.30             | 1                | 1.0                 | \$9.30           |
| Optometric Services.....           | \$1,640.18   | 50         | \$32.80            | 59               | 1.2                 | \$27.80          |
| Durable Medical Equip.....         | \$21,302.64  | 400        | \$53.26            | 562              | 1.4                 | \$37.91          |
| Ambulance Services.....            | \$4,042.89   | 47         | \$86.02            | 432              | 9.2                 | \$9.36           |
| Rehabilitation Center.....         | \$101.56     | 2          | \$50.78            | 2                | 1.0                 | \$50.78          |
| Hospice.....                       |              |            |                    |                  |                     |                  |
| Non-Emergency Trans.....           |              |            |                    |                  |                     |                  |
| Non-Participating Prov.....        | \$2,404.93   | 24         | \$100.21           | 70               | 2.9                 | \$34.36          |
| Comprehensive Day Rehab....        | \$550.00     | 1          | \$550.00           | 5                | 5.0                 | \$110.00         |
| Diabetes Self-Mgmt Trning.....     |              |            |                    |                  |                     |                  |
| Subtotal.....                      | \$30,051.50  | 518*       | \$58.01            | 1,131            | 2.1                 | \$26.57          |
| <b>BUY-IN PREMIUMS</b>             |              |            |                    |                  |                     |                  |
| Part-A.....                        | \$2,257.50   | 7          | \$322.50           |                  |                     |                  |
| Part-B.....                        | \$388,160.50 | 8,658      | \$44.83            |                  |                     |                  |
| Subtotal ***.....                  | \$390,418.00 | 8,665      | \$45.06            |                  |                     |                  |
| <b>MENTAL HEALTH SERVICES</b>      |              |            |                    |                  |                     |                  |
| Private Home ICF/MR.....           |              |            |                    |                  |                     |                  |
| MR/DD Waiver.....                  |              |            |                    |                  |                     |                  |
| Psych Rehab-Private.....           | \$7,353.35   | 21         | \$350.16           | 356              | 17.0                | \$20.66          |
| CSTAR-Private.....                 |              |            |                    |                  |                     |                  |
| Targeted Case management..         | \$324.00     | 3          | \$108.00           | 54               | 18.0                | \$6.00           |
| Subtotal.....                      | \$7,677.35   | 24*        | \$319.89           | 410              | 17.0                | \$18.73          |
| <b>STATE INSTITUTIONS</b>          |              |            |                    |                  |                     |                  |
| ICF/Mentally Retarded.....         |              |            |                    |                  |                     |                  |
| Mental Hospital.....               |              |            |                    |                  |                     |                  |
| Psych Care Under Age 22....        | \$380.66     | 7          | \$54.38            | 15               | 2.1                 | \$25.38          |
| Psych Rehab-Public.....            |              |            |                    |                  |                     |                  |
| CSTAR-Public.....                  |              |            |                    |                  |                     |                  |
| Targeted Case management..         | \$1,448.72   | 5          | \$289.74           | 306              | 61.2                | \$4.73           |
| DFS Case Management.....           |              |            |                    |                  |                     |                  |
| Subtotal.....                      | \$1,829.38   | 12*        | \$152.45           | 321              | 26.7                | \$5.70           |
| <b>EPSDT SERVICES</b>              |              |            |                    |                  |                     |                  |
| EPSDT Screenings.....              |              |            |                    |                  |                     |                  |
| EPSDT Referral Services....        |              |            |                    |                  |                     |                  |
| EPSDT Targeted Case Mgmt..         |              |            |                    |                  |                     |                  |
| Subtotal.....                      |              |            |                    |                  |                     |                  |
| <b>MANAGED CARE PREMIUMS</b> ..... |              | *          |                    |                  |                     |                  |
| =====                              |              |            |                    |                  |                     |                  |
| Total.....                         | \$730,228.14 | 2,994*     | \$243.90           |                  |                     |                  |

\* Unduplicated totals

\*\*\* Recipients are not added to total.

Table 5. Medical Statistics, August, 2000

ELIGIBILITY CATEGORY: DYS - General Relief

Number of eligibles on 07/31/00 - 552

Total eligibles enrolled during August - 861

|                                    | EXPENDITURES | RECIPIENTS | COST PER RECIPIENT | UNITS OF SERVICE | UNITS PER RECIPIENT | COST PER SERVICE |
|------------------------------------|--------------|------------|--------------------|------------------|---------------------|------------------|
| <b>NURSING FACILITIES.....</b>     |              |            |                    |                  |                     |                  |
| <b>HOSPITALS</b>                   |              |            |                    |                  |                     |                  |
| Inpatient.....                     | \$81,228.90  | 16         | \$5,076.81         | 204              | 12.8                | \$398.18         |
| Outpatient.....                    | \$7,157.06   | 62         | \$115.44           | 214              | 3.5                 | \$33.44          |
| Subtotal.....                      | \$88,385.96  | 75*        | \$1,178.48         | 418              | 5.5                 | \$211.45         |
| DENTAL SERVICES.....               | \$674.00     | 9*         | \$74.89            | 18               | 2.0                 | \$37.44          |
| PHARMACY.....                      | \$19,578.46  | 175*       | \$111.88           | 427              | 2.4                 | \$45.85          |
| <b>PHYSICIAN RELATED</b>           |              |            |                    |                  |                     |                  |
| Physician.....                     | \$5,716.00   | 73         | \$78.30            | 235              | 3.2                 | \$24.32          |
| Clinic.....                        | \$3,699.35   | 34         | \$108.80           | 126              | 3.7                 | \$29.36          |
| Family Planning.....               | \$513.39     | 9          | \$57.04            | 12               | 1.3                 | \$42.78          |
| X-ray & Lab.....                   | \$1,559.41   | 24         | \$64.98            | 255              | 10.6                | \$6.12           |
| Nurse Practitioner.....            | \$128.73     | 5          | \$25.75            | 7                | 1.4                 | \$18.39          |
| Podiatry.....                      |              |            |                    |                  |                     |                  |
| CRNA Services.....                 |              |            |                    |                  |                     |                  |
| Rural Health Clinics.....          | \$9,478.25   | 37         | \$256.17           | 152              | 4.1                 | \$62.36          |
| Case Management.....               |              |            |                    |                  |                     |                  |
| Fed Qualified Health Care.....     | \$831.78     | 7          | \$118.83           | 9                | 1.3                 | \$92.42          |
| Subtotal.....                      | \$21,926.91  | 159*       | \$137.91           | 796              | 5.0                 | \$27.55          |
| <b>IN-HOME SERVICES</b>            |              |            |                    |                  |                     |                  |
| Home Health Services.....          |              |            |                    |                  |                     |                  |
| Adult Day Health Care.....         |              |            |                    |                  |                     |                  |
| Homemaker/Respite Care.....        |              |            |                    |                  |                     |                  |
| Personal Care.....                 |              |            |                    |                  |                     |                  |
| Aids Waiver.....                   |              |            |                    |                  |                     |                  |
| Physical Disabled Waiver.....      |              |            |                    |                  |                     |                  |
| Independent Living Waiver.....     |              |            |                    |                  |                     |                  |
| Subtotal.....                      |              |            |                    |                  |                     |                  |
| <b>REHAB AND SPECIALTY SERVICE</b> |              |            |                    |                  |                     |                  |
| Audiology Services.....            |              |            |                    |                  |                     |                  |
| Optometric Services.....           | \$789.00     | 11         | \$71.73            | 25               | 2.3                 | \$31.56          |
| Durable Medical Equip.....         | \$228.90     | 2          | \$114.45           | 5                | 2.5                 | \$45.78          |
| Ambulance Services.....            |              |            |                    |                  |                     |                  |
| Rehabilitation Center.....         |              |            |                    |                  |                     |                  |
| Hospice.....                       |              |            |                    |                  |                     |                  |
| Non-Emergency Trans.....           |              |            |                    |                  |                     |                  |
| Non-Participating Prov.....        |              |            |                    |                  |                     |                  |
| Comprehensive Day Rehab.....       |              |            |                    |                  |                     |                  |
| Diabetes Self-Mgmt Trning.....     |              |            |                    |                  |                     |                  |
| Subtotal.....                      | \$1,017.90   | 13*        | \$78.30            | 30               | 2.3                 | \$33.93          |
| <b>BUY-IN PREMIUMS</b>             |              |            |                    |                  |                     |                  |
| Part-A.....                        |              |            |                    |                  |                     |                  |
| Part-B.....                        |              |            |                    |                  |                     |                  |
| Subtotal ***.....                  |              |            |                    |                  |                     |                  |
| <b>MENTAL HEALTH SERVICES</b>      |              |            |                    |                  |                     |                  |
| Private Home ICF/MR.....           |              |            |                    |                  |                     |                  |
| MR/DD Waiver.....                  |              |            |                    |                  |                     |                  |
| Psych Rehab-Private.....           |              |            |                    |                  |                     |                  |
| CSTAR-Private.....                 | \$9,336.48   | 10         | \$933.65           | 922              | 92.2                | \$10.13          |
| Targeted Case management.....      |              |            |                    |                  |                     |                  |
| Subtotal.....                      | \$9,336.48   | 10*        | \$933.65           | 922              | 92.2                | \$10.13          |
| <b>STATE INSTITUTIONS</b>          |              |            |                    |                  |                     |                  |
| ICF/Mentally Retarded.....         |              |            |                    |                  |                     |                  |
| Mental Hospital.....               |              |            |                    |                  |                     |                  |
| Psych Care Under Age 22.....       |              |            |                    |                  |                     |                  |
| Psych Rehab-Public.....            |              |            |                    |                  |                     |                  |
| CSTAR-Public.....                  |              |            |                    |                  |                     |                  |
| Targeted Case management.....      |              |            |                    |                  |                     |                  |
| DFS Case Management.....           | \$18,842.51  | 6          | \$3,140.42         | 181              | 30.2                | \$104.10         |
| Subtotal.....                      | \$18,842.51  | 6*         | \$3,140.42         | 181              | 30.1                | \$104.10         |
| <b>EPSDT SERVICES</b>              |              |            |                    |                  |                     |                  |
| EPSDT Screenings.....              | \$460.00     | 9          | \$51.11            | 9                | 1.0                 | \$51.11          |
| EPSDT Referral Services.....       | \$75,659.69  | 233        | \$324.72           | 3,452            | 14.8                | \$21.92          |
| EPSDT Targeted Case Mgmt.....      |              |            |                    |                  |                     |                  |
| Subtotal.....                      | \$76,119.69  | 237*       | \$321.18           | 3,461            | 14.6                | \$21.99          |
| <b>MANAGED CARE PREMIUMS.....</b>  |              |            |                    |                  |                     |                  |
|                                    | \$33,517.66  | 450*       | \$74.48            |                  |                     |                  |
| =====                              |              |            |                    |                  |                     |                  |
| Total.....                         | \$269,399.57 | 743*       | \$362.58           |                  |                     |                  |

\* Unduplicated totals

\*\*\* Recipients are not added to total.

Table 5. Medical Statistics, August, 2000

ELIGIBILITY CATEGORY: Medicaid for Pregnant Women

Number of eligibles on 07/31/00 - 13,153

Total eligibles enrolled during August - 15,717

|                                    | EXPENDITURES   | RECIPIENTS | COST PER RECIPIENT | UNITS OF SERVICE | UNITS PER RECIPIENT | COST PER SERVICE |
|------------------------------------|----------------|------------|--------------------|------------------|---------------------|------------------|
| <b>NURSING FACILITIES.....</b>     |                |            |                    |                  |                     |                  |
| <b>HOSPITALS</b>                   |                |            |                    |                  |                     |                  |
| Inpatient.....                     | \$1,374,124.11 | 759        | \$1,810.44         | 1,846            | 2.4                 | \$744.38         |
| Outpatient.....                    | \$691,943.90   | 3,149      | \$219.73           | 15,396           | 4.9                 | \$44.94          |
| Subtotal.....                      | \$2,066,068.01 | 3,592*     | \$575.19           | 17,242           | 4.8                 | \$119.83         |
| DENTAL SERVICES.....               | \$7,330.70     | 97*        | \$75.57            | 269              | 2.8                 | \$27.25          |
| PHARMACY.....                      | \$128,674.31   | 2,802*     | \$45.92            | 5,145            | 1.8                 | \$25.01          |
| <b>PHYSICIAN RELATED</b>           |                |            |                    |                  |                     |                  |
| Physician.....                     | \$475,822.54   | 1,999      | \$238.03           | 5,087            | 2.5                 | \$93.54          |
| Clinic.....                        | \$233,649.22   | 2,051      | \$113.92           | 12,939           | 6.3                 | \$18.06          |
| Family Planning.....               | \$149,437.67   | 662        | \$225.74           | 4,373            | 6.6                 | \$34.17          |
| X-ray & Lab.....                   | \$39,684.94    | 1,273      | \$31.17            | 2,472            | 1.9                 | \$16.05          |
| Nurse Practitioner.....            | \$3,361.46     | 48         | \$70.03            | 68               | 1.4                 | \$49.43          |
| Podiatry.....                      | \$265.25       | 6          | \$44.21            | 8                | 1.3                 | \$33.16          |
| CRNA Services.....                 | \$4,072.69     | 62         | \$65.69            | 1,937            | 31.2                | \$2.10           |
| Rural Health Clinics.....          | \$76,571.50    | 381        | \$200.98           | 952              | 2.5                 | \$80.43          |
| Case Management.....               | \$9,303.16     | 427        | \$21.79            | 467              | 1.1                 | \$19.92          |
| Fed Qualified Health Care.....     | \$25,843.51    | 180        | \$143.58           | 406              | 2.3                 | \$63.65          |
| Subtotal.....                      | \$1,018,011.94 | 5,370*     | \$189.57           | 28,709           | 5.3                 | \$35.46          |
| <b>IN-HOME SERVICES</b>            |                |            |                    |                  |                     |                  |
| Home Health Services.....          | \$4,076.85     | 8          | \$509.61           | 250              | 31.3                | \$16.31          |
| Adult Day Health Care.....         |                |            |                    |                  |                     |                  |
| Homemaker/Respite Care.....        | \$310.56       | 1          | \$310.56           | 24               | 24.0                | \$12.94          |
| Personal Care.....                 |                |            |                    |                  |                     |                  |
| Aids Waiver.....                   |                |            |                    |                  |                     |                  |
| Physical Disabled Waiver.....      |                |            |                    |                  |                     |                  |
| Independent Living Waiver.....     |                |            |                    |                  |                     |                  |
| Subtotal.....                      | \$4,387.41     | 9*         | \$487.49           | 274              | 30.4                | \$16.01          |
| <b>REHAB AND SPECIALTY SERVICE</b> |                |            |                    |                  |                     |                  |
| Audiology Services.....            |                |            |                    |                  |                     |                  |
| Optometric Services.....           | \$5,210.25     | 92         | \$56.63            | 182              | 2.0                 | \$28.63          |
| Durable Medical Equip.....         | \$4,379.16     | 38         | \$115.24           | 448              | 11.8                | \$9.77           |
| Ambulance Services.....            | \$10,384.00    | 47         | \$220.94           | 2,615            | 55.6                | \$3.97           |
| Rehabilitation Center.....         |                |            |                    |                  |                     |                  |
| Hospice.....                       |                |            |                    |                  |                     |                  |
| Non-Emergency Trans.....           | \$3,659.77     | 28         | \$130.71           | 92               | 3.3                 | \$39.78          |
| Non-Participating Prov.....        |                |            |                    |                  |                     |                  |
| Comprehensive Day Rehab...         |                |            |                    |                  |                     |                  |
| Diabetes Self-Mgmt Trning.....     | \$80.00        | 2          | \$40.00            | 2                | 1.0                 | \$40.00          |
| Subtotal.....                      | \$23,713.18    | 205*       | \$115.67           | 3,339            | 16.2                | \$7.10           |
| <b>BUY-IN PREMIUMS</b>             |                |            |                    |                  |                     |                  |
| Part-A.....                        |                |            |                    |                  |                     |                  |
| Part-B.....                        |                |            |                    |                  |                     |                  |
| Subtotal ***.....                  |                |            |                    |                  |                     |                  |
| <b>MENTAL HEALTH SERVICES</b>      |                |            |                    |                  |                     |                  |
| Private Home ICF/MR.....           |                |            |                    |                  |                     |                  |
| MR/DD Waiver.....                  |                |            |                    |                  |                     |                  |
| Psych Rehab-Private.....           | \$2,720.75     | 4          | \$680.19           | 130              | 32.5                | \$20.93          |
| CSTAR-Private.....                 | \$28,567.12    | 50         | \$571.34           | 3,780            | 75.6                | \$7.56           |
| Targeted Case management.....      |                |            |                    |                  |                     |                  |
| Subtotal.....                      | \$31,287.87    | 54*        | \$579.41           | 3,910            | 72.4                | \$8.00           |
| <b>STATE INSTITUTIONS</b>          |                |            |                    |                  |                     |                  |
| ICF/Mentally Retarded.....         |                |            |                    |                  |                     |                  |
| Mental Hospital.....               |                |            |                    |                  |                     |                  |
| Psych Care Under Age 22...         |                |            |                    |                  |                     |                  |
| Psych Rehab-Public.....            |                |            |                    |                  |                     |                  |
| CSTAR-Public.....                  |                |            |                    |                  |                     |                  |
| Targeted Case management.....      | \$2,011.10     | 8          | \$251.39           | 316              | 39.5                | \$6.36           |
| DFS Case Management.....           |                |            |                    |                  |                     |                  |
| Subtotal.....                      | \$2,011.10     | 8*         | \$251.39           | 316              | 39.5                | \$6.36           |
| <b>EPSDT SERVICES</b>              |                |            |                    |                  |                     |                  |
| EPSDT Screenings.....              | \$6,108.95     | 101        | \$60.48            | 102              | 1.0                 | \$59.89          |
| EPSDT Referral Services...         | \$48,417.87    | 725        | \$66.78            | 1,746            | 2.4                 | \$27.73          |
| EPSDT Targeted Case Mgmt.....      |                |            |                    |                  |                     |                  |
| Subtotal.....                      | \$54,526.82    | 771*       | \$70.72            | 1,848            | 2.4                 | \$29.51          |
| MANAGED CARE PREMIUMS.....         | \$606,429.29   | 5,593*     | \$108.43           |                  |                     |                  |
| =====                              |                |            |                    |                  |                     |                  |
| Total.....                         | \$3,942,440.63 | 12,816*    | \$307.62           |                  |                     |                  |

\* Unduplicated totals

\*\*\* Recipients are not added to total.

Table 5. Medical Statistics, August, 2000

ELIGIBILITY CATEGORY: Medicaid for Children

Number of eligibles on 07/31/00 - 205,291

Total eligibles enrolled during August - 211,061

|                                    | EXPENDITURES           | RECIPIENTS      | COST PER RECIPIENT | UNITS OF SERVICE | UNITS PER RECIPIENT | COST PER SERVICE |
|------------------------------------|------------------------|-----------------|--------------------|------------------|---------------------|------------------|
| <b>NURSING FACILITIES.....</b>     | <b>\$747.77</b>        | <b>1*</b>       | <b>\$747.77</b>    | <b>14</b>        | <b>14.0</b>         | <b>\$53.41</b>   |
| <b>HOSPITALS</b>                   |                        |                 |                    |                  |                     |                  |
| Inpatient.....                     | \$4,554,454.65         | 1,334           | \$3,416.13         | 5,463            | 4.1                 | \$833.69         |
| Outpatient.....                    | \$1,594,692.84         | 8,137           | \$195.98           | 25,766           | 3.2                 | \$61.89          |
| Subtotal.....                      | \$6,149,147.49         | 9,124*          | \$673.95           | 31,229           | 3.4                 | \$196.91         |
| <b>DENTAL SERVICES.....</b>        | <b>\$13,363.11</b>     | <b>454*</b>     | <b>\$29.43</b>     | <b>596</b>       | <b>1.3</b>          | <b>\$22.42</b>   |
| <b>PHARMACY.....</b>               | <b>\$1,414,931.07</b>  | <b>21,097*</b>  | <b>\$67.07</b>     | <b>39,584</b>    | <b>1.9</b>          | <b>\$35.75</b>   |
| <b>PHYSICIAN RELATED</b>           |                        |                 |                    |                  |                     |                  |
| Physician.....                     | \$294,869.73           | 3,736           | \$78.93            | 15,795           | 4.2                 | \$18.67          |
| Clinic.....                        | \$449,028.06           | 7,356           | \$61.04            | 40,485           | 5.5                 | \$11.09          |
| Family Planning.....               | \$39,643.56            | 1,053           | \$37.65            | 1,161            | 1.1                 | \$34.15          |
| X-ray & Lab.....                   | \$32,101.52            | 1,101           | \$29.16            | 3,101            | 2.8                 | \$10.35          |
| Nurse Practitioner.....            | \$2,781.36             | 84              | \$33.11            | 122              | 1.5                 | \$22.80          |
| Podiatry.....                      | \$2,833.55             | 62              | \$45.70            | 91               | 1.5                 | \$31.14          |
| CRNA Services.....                 | \$3,856.55             | 79              | \$48.82            | 4,765            | 60.3                | \$5.81           |
| Rural Health Clinics.....          | \$368,925.32           | 4,908           | \$75.17            | 7,378            | 1.5                 | \$50.00          |
| Case Management.....               | \$1,816.00             | 57              | \$31.86            | 73               | 1.3                 | \$24.88          |
| Fed Qualified Health Care.....     | \$8,767.78             | 154             | \$65.43            | 181              | 1.4                 | \$48.44          |
| Subtotal.....                      | \$1,204,623.43         | 16,119*         | \$74.73            | 73,152           | 4.5                 | \$16.47          |
| <b>IN-HOME SERVICES</b>            |                        |                 |                    |                  |                     |                  |
| Home Health Services.....          | \$1,995.08             | 7               | \$285.01           | 35               | 5.0                 | \$57.00          |
| Adult Day Health Care.....         |                        |                 |                    |                  |                     |                  |
| Homemaker/Respite Care.....        |                        |                 |                    |                  |                     |                  |
| Personal Care.....                 | \$86.59                | 1               | \$86.59            | 7                | 7.0                 | \$12.37          |
| Aids Waiver.....                   |                        |                 |                    |                  |                     |                  |
| Physical Disabled Waiver.....      |                        |                 |                    |                  |                     |                  |
| Independent Living Waiver.....     |                        |                 |                    |                  |                     |                  |
| Subtotal.....                      | \$2,081.67             | 8*              | \$260.21           | 42               | 5.2                 | \$49.56          |
| <b>REHAB AND SPECIALTY SERVICE</b> |                        |                 |                    |                  |                     |                  |
| Audiology Services.....            | \$705.18               | 54              | \$13.06            | 66               | 1.2                 | \$10.68          |
| Optometric Services.....           | \$46,021.20            | 875             | \$52.60            | 1,456            | 1.7                 | \$31.61          |
| Durable Medical Equip.....         | \$146,716.68           | 834             | \$175.92           | 2,332            | 2.8                 | \$62.91          |
| Ambulance Services.....            | \$40,235.04            | 196             | \$205.28           | 6,331            | 32.3                | \$6.36           |
| Rehabilitation Center.....         |                        |                 |                    |                  |                     |                  |
| Hospice.....                       | \$2,646.16             | 1               | \$2,646.16         | 31               | 31.0                | \$85.36          |
| Non-Emergency Trans.....           | \$61,503.14            | 260             | \$236.55           | 1,278            | 4.9                 | \$48.12          |
| Non-Participating Prov.....        |                        |                 |                    |                  |                     |                  |
| Comprehensive Day Rehab.....       | \$990.00               | 1               | \$990.00           | 9                | 9.0                 | \$110.00         |
| Diabetes Self-Mgmt Trning.....     |                        |                 |                    |                  |                     |                  |
| Subtotal.....                      | \$298,817.40           | 2,187*          | \$136.63           | 11,503           | 5.2                 | \$25.98          |
| <b>BUY-IN PREMIUMS</b>             |                        |                 |                    |                  |                     |                  |
| Part-A.....                        |                        |                 |                    |                  |                     |                  |
| Part-B.....                        |                        |                 |                    |                  |                     |                  |
| Subtotal ***.....                  |                        |                 |                    |                  |                     |                  |
| <b>MENTAL HEALTH SERVICES</b>      |                        |                 |                    |                  |                     |                  |
| Private Home ICF/MR.....           |                        |                 |                    |                  |                     |                  |
| MR/DD Waiver.....                  | \$66,826.53            | 72              | \$928.15           | 3,021            | 42.0                | \$22.12          |
| Psych Rehab-Private.....           | \$20,266.62            | 48              | \$422.22           | 966              | 20.1                | \$20.98          |
| CSTAR-Private.....                 | \$278,547.01           | 293             | \$950.67           | 33,001           | 112.6               | \$8.44           |
| Targeted Case management.....      | \$4,068.00             | 23              | \$176.87           | 678              | 29.5                | \$6.00           |
| Subtotal.....                      | \$369,708.16           | 433*            | \$853.83           | 37,666           | 86.9                | \$9.82           |
| <b>STATE INSTITUTIONS</b>          |                        |                 |                    |                  |                     |                  |
| ICF/Mentally Retarded.....         |                        |                 |                    |                  |                     |                  |
| Mental Hospital.....               |                        |                 |                    |                  |                     |                  |
| Psych Care Under Age 22.....       | \$62,783.16            | 8               | \$7,847.90         | 121              | 15.1                | \$518.87         |
| Psych Rehab-Public.....            |                        |                 |                    |                  |                     |                  |
| CSTAR-Public.....                  |                        |                 |                    |                  |                     |                  |
| Targeted Case management.....      | \$388,709.92           | 1,877           | \$207.09           | 51,241           | 27.3                | \$7.59           |
| DFS Case Management.....           | \$42,108.21            | 15              | \$2,807.21         | 560              | 24.0                | \$116.97         |
| Subtotal.....                      | \$493,601.29           | 1,896*          | \$260.34           | 51,722           | 27.2                | \$9.54           |
| <b>EPSDT SERVICES</b>              |                        |                 |                    |                  |                     |                  |
| EPSDT Screenings.....              | \$285,859.01           | 4,562           | \$62.66            | 4,807            | 1.1                 | \$59.47          |
| EPSDT Referral Services.....       | \$2,575,939.20         | 22,956          | \$112.21           | 133,604          | 5.8                 | \$19.28          |
| EPSDT Targeted Case Mgmt.....      | \$108.00               | 1               | \$108.00           | 1                | 1.0                 | \$108.00         |
| Subtotal.....                      | \$2,861,906.21         | 24,401*         | \$117.29           | 138,412          | 5.6                 | \$20.68          |
| <b>MANAGED CARE PREMIUMS.....</b>  | <b>\$12,336,580.15</b> | <b>119,173*</b> | <b>\$103.52</b>    |                  |                     |                  |
| =====                              |                        |                 |                    |                  |                     |                  |
| <b>Total.....</b>                  | <b>\$25,145,507.75</b> | <b>163,779*</b> | <b>\$153.53</b>    |                  |                     |                  |

\* Unduplicated totals

\*\*\* Recipients are not added to total.

Table 5. Medical Statistics, August, 2000

ELIGIBILITY CATEGORY: Presumptive Eligibility

Number of eligibles on 07/31/00 - 1,213

Total eligibles enrolled during August - N/A

|                                    | EXPENDITURES | RECIPIENTS | COST PER RECIPIENT | UNITS OF SERVICE | UNITS PER RECIPIENT | COST PER SERVICE |
|------------------------------------|--------------|------------|--------------------|------------------|---------------------|------------------|
| <b>NURSING FACILITIES.....</b>     |              |            |                    |                  |                     |                  |
| <b>HOSPITALS</b>                   |              |            |                    |                  |                     |                  |
| Inpatient.....                     |              |            |                    |                  |                     |                  |
| Outpatient.....                    | \$71,775.71  | 497        | \$144.42           | 2,012            | 4.0                 | \$35.67          |
| Subtotal.....                      | \$71,775.71  | 497*       | \$144.42           | 2,012            | 4.0                 | \$35.67          |
| <b>DENTAL SERVICES.....</b>        |              |            |                    |                  |                     |                  |
| PHARMACY.....                      | \$17,642.30  | 521*       | \$33.86            | 881              | 1.7                 | \$20.03          |
| <b>PHYSICIAN RELATED</b>           |              |            |                    |                  |                     |                  |
| Physician.....                     | \$6,381.63   | 150        | \$42.54            | 286              | 1.9                 | \$22.31          |
| Clinic.....                        | \$10,647.30  | 373        | \$28.55            | 675              | 1.8                 | \$17.97          |
| Family Planning.....               | \$587.62     | 12         | \$32.50            | 14               | 1.2                 | \$27.69          |
| X-ray & Lab.....                   | \$5,184.87   | 128        | \$40.51            | 404              | 3.2                 | \$12.83          |
| Nurse Practitioner.....            | \$113.00     | 4          | \$28.25            | 5                | 1.3                 | \$22.60          |
| Podiatry.....                      |              |            |                    |                  |                     |                  |
| CRNA Services.....                 |              |            |                    |                  |                     |                  |
| Rural Health Clinics.....          | \$1,416.75   | 13         | \$108.98           | 26               | 2.0                 | \$54.49          |
| Case Management.....               | \$2,834.29   | 159        | \$17.83            | 168              | 1.1                 | \$16.87          |
| Fed Qualified Health Care.....     | \$14,553.78  | 164        | \$87.52            | 455              | 2.8                 | \$31.55          |
| Subtotal.....                      | \$41,319.24  | 802*       | \$51.52            | 2,033            | 2.5                 | \$20.32          |
| <b>IN-HOME SERVICES</b>            |              |            |                    |                  |                     |                  |
| Home Health Services.....          |              |            |                    |                  |                     |                  |
| Adult Day Health Care.....         |              |            |                    |                  |                     |                  |
| Homemaker/Respite Care.....        |              |            |                    |                  |                     |                  |
| Personal Care.....                 |              |            |                    |                  |                     |                  |
| Aids Waiver.....                   |              |            |                    |                  |                     |                  |
| Physical Disabled Waiver.....      |              |            |                    |                  |                     |                  |
| Independent Living Waiver.....     |              |            |                    |                  |                     |                  |
| Subtotal.....                      |              |            |                    |                  |                     |                  |
| <b>REHAB AND SPECIALTY SERVICE</b> |              |            |                    |                  |                     |                  |
| Audiology Services.....            |              |            |                    |                  |                     |                  |
| Optometric Services.....           |              |            |                    |                  |                     |                  |
| Durable Medical Equip.....         |              |            |                    |                  |                     |                  |
| Ambulance Services.....            |              |            |                    |                  |                     |                  |
| Rehabilitation Center.....         |              |            |                    |                  |                     |                  |
| Hospice.....                       |              |            |                    |                  |                     |                  |
| Non-Emergency Trans.....           | \$150.12     | 2          | \$75.06            | 4                | 2.0                 | \$37.53          |
| Non-Participating Prov.....        |              |            |                    |                  |                     |                  |
| Comprehensive Day Rehab... ..      |              |            |                    |                  |                     |                  |
| Diabetes Self-Mgmt Trning.....     |              |            |                    |                  |                     |                  |
| Subtotal.....                      | \$150.12     | 2*         | \$75.06            | 4                | 2.0                 | \$37.53          |
| <b>BUY-IN PREMIUMS</b>             |              |            |                    |                  |                     |                  |
| Part-A.....                        |              |            |                    |                  |                     |                  |
| Part-B.....                        |              |            |                    |                  |                     |                  |
| Subtotal ***.....                  |              |            |                    |                  |                     |                  |
| <b>MENTAL HEALTH SERVICES</b>      |              |            |                    |                  |                     |                  |
| Private Home ICF/MR.....           |              |            |                    |                  |                     |                  |
| MR/DD Waiver.....                  |              |            |                    |                  |                     |                  |
| Psych Rehab-Private.....           | \$48.40      | 1          | \$48.40            | 4                | 4.0                 | \$12.10          |
| CSTAR-Private.....                 |              |            |                    |                  |                     |                  |
| Targeted Case management.. ..      |              |            |                    |                  |                     |                  |
| Subtotal.....                      | \$48.40      | 1*         | \$48.40            | 4                | 4.0                 | \$12.10          |
| <b>STATE INSTITUTIONS</b>          |              |            |                    |                  |                     |                  |
| ICF/Mentally Retarded.....         |              |            |                    |                  |                     |                  |
| Mental Hospital.....               |              |            |                    |                  |                     |                  |
| Psych Care Under Age 22... ..      |              |            |                    |                  |                     |                  |
| Psych Rehab-Public.....            |              |            |                    |                  |                     |                  |
| CSTAR-Public.....                  |              |            |                    |                  |                     |                  |
| Targeted Case management.. ..      |              |            |                    |                  |                     |                  |
| DFS Case Management.....           |              |            |                    |                  |                     |                  |
| Subtotal.....                      |              |            |                    |                  |                     |                  |
| <b>EPSDT SERVICES</b>              |              |            |                    |                  |                     |                  |
| EPSDT Screenings.....              | \$60.00      | 1          | \$60.00            | 1                | 1.0                 | \$60.00          |
| EPSDT Referral Services,.. ..      | \$11,415.84  | 178        | \$64.13            | 404              | 2.3                 | \$28.26          |
| EPSDT Targeted Case Mgmt.. ..      |              |            |                    |                  |                     |                  |
| Subtotal.....                      | \$11,475.84  | 179*       | \$64.11            | 405              | 2.2                 | \$28.34          |
| <b>MANAGED CARE PREMIUMS.....</b>  |              |            |                    |                  |                     |                  |
|                                    |              | *          |                    |                  |                     |                  |
| =====                              |              |            |                    |                  |                     |                  |
| Total.....                         | \$142,411.61 | 1,442*     | \$98.76            |                  |                     |                  |

\* Unduplicated totals

\*\*\* Recipients are not added to total.



Table 5. Medical Statistics, August, 2000

ELIGIBILITY CATEGORY: MOCDD

Number of eligibles on 07/31/00 - 160

Total eligibles enrolled during August - 160

|                                    | EXPENDITURES | RECIPIENTS | COST PER RECIPIENT | UNITS OF SERVICE | UNITS PER RECIPIENT | COST PER SERVICE |
|------------------------------------|--------------|------------|--------------------|------------------|---------------------|------------------|
| <b>NURSING FACILITIES.....</b>     |              |            |                    |                  |                     |                  |
| <b>HOSPITALS</b>                   |              |            |                    |                  |                     |                  |
| Inpatient.....                     | \$985.00     | 1          | \$985.00           | 5                | 5.0                 | \$197.00         |
| Outpatient.....                    | \$3,667.04   | 9          | \$407.45           | 25               | 2.8                 | \$146.68         |
| Subtotal.....                      | \$4,652.04   | 10*        | \$465.20           | 30               | 3.0                 | \$155.07         |
| <b>DENTAL SERVICES.....</b>        | \$44.50      | 1*         | \$44.50            | 2                | 2.0                 | \$22.25          |
| <b>PHARMACY.....</b>               | \$18,294.32  | 61*        | \$299.91           | 218              | 3.6                 | \$83.92          |
| <b>PHYSICIAN RELATED</b>           |              |            |                    |                  |                     |                  |
| Physician.....                     | \$25.00      | 1          | \$25.00            | 1                | 1.0                 | \$25.00          |
| Clinic.....                        | \$135.12     | 2          | \$67.56            | 115              | 57.5                | \$1.17           |
| Family Planning.....               | \$35.18      | 1          | \$35.18            | 1                | 1.0                 | \$35.18          |
| X-ray & Lab.....                   |              |            |                    |                  |                     |                  |
| Nurse Practitioner.....            |              |            |                    |                  |                     |                  |
| Podiatry.....                      |              |            |                    |                  |                     |                  |
| CRNA Services.....                 |              |            |                    |                  |                     |                  |
| Rural Health Clinics.....          | \$69.54      | 1          | \$69.54            | 2                | 2.0                 | \$34.77          |
| Case Management.....               |              |            |                    |                  |                     |                  |
| Fed Qualified Health Care.....     |              |            |                    |                  |                     |                  |
| Subtotal.....                      | \$264.84     | 5*         | \$52.97            | 119              | 23.8                | \$2.23           |
| <b>IN-HOME SERVICES</b>            |              |            |                    |                  |                     |                  |
| Home Health Services.....          |              |            |                    |                  |                     |                  |
| Adult Day Health Care.....         |              |            |                    |                  |                     |                  |
| Homemaker/Respite Care.....        |              |            |                    |                  |                     |                  |
| Personal Care.....                 |              |            |                    |                  |                     |                  |
| Aids Waiver.....                   |              |            |                    |                  |                     |                  |
| Physical Disabled Waiver.....      |              |            |                    |                  |                     |                  |
| Independent Living Waiver.....     |              |            |                    |                  |                     |                  |
| Subtotal.....                      |              |            |                    |                  |                     |                  |
| <b>REHAB AND SPECIALTY SERVICE</b> |              |            |                    |                  |                     |                  |
| Audiology Services.....            |              |            |                    |                  |                     |                  |
| Optometric Services.....           |              |            |                    |                  |                     |                  |
| Durable Medical Equip.....         | \$7,309.18   | 9          | \$812.13           | 28               | 3.1                 | \$261.04         |
| Ambulance Services.....            |              |            |                    |                  |                     |                  |
| Rehabilitation Center.....         |              |            |                    |                  |                     |                  |
| Hospice.....                       |              |            |                    |                  |                     |                  |
| Non-Emergency Trans.....           | \$705.58     | 3          | \$235.19           | 14               | 4.7                 | \$50.40          |
| Non-Participating Prov.....        |              |            |                    |                  |                     |                  |
| Comprehensive Day Rehab.....       |              |            |                    |                  |                     |                  |
| Diabetes Self-Mgmt Trning.....     |              |            |                    |                  |                     |                  |
| Subtotal.....                      | \$8,014.76   | 12*        | \$667.90           | 42               | 3.5                 | \$190.83         |
| <b>BUY-IN PREMIUMS</b>             |              |            |                    |                  |                     |                  |
| Part-A.....                        |              |            |                    |                  |                     |                  |
| Part-B.....                        |              |            |                    |                  |                     |                  |
| Subtotal ***.....                  |              |            |                    |                  |                     |                  |
| <b>MENTAL HEALTH SERVICES</b>      |              |            |                    |                  |                     |                  |
| Private Home ICF/MR.....           |              |            |                    |                  |                     |                  |
| MR/DD Waiver.....                  | \$175,040.41 | 113        | \$1,549.03         | 10,320           | 91.3                | \$16.96          |
| Psych Rehab-Private.....           |              |            |                    |                  |                     |                  |
| CSTAR-Private.....                 |              |            |                    |                  |                     |                  |
| Targeted Case management..         | \$948.00     | 2          | \$474.00           | 158              | 79.0                | \$6.00           |
| Subtotal.....                      | \$175,988.41 | 113*       | \$1,557.42         | 10,478           | 92.7                | \$16.80          |
| <b>STATE INSTITUTIONS</b>          |              |            |                    |                  |                     |                  |
| ICF/Mentally Retarded.....         |              |            |                    |                  |                     |                  |
| Mental Hospital.....               |              |            |                    |                  |                     |                  |
| Psych Care Under Age 22...         |              |            |                    |                  |                     |                  |
| Psych Rehab-Public.....            |              |            |                    |                  |                     |                  |
| CSTAR-Public.....                  |              |            |                    |                  |                     |                  |
| Targeted Case management..         | \$27,737.12  | 128        | \$216.70           | 4,802            | 37.5                | \$5.78           |
| DFS Case Management.....           |              |            |                    |                  |                     |                  |
| Subtotal.....                      | \$27,737.12  | 128*       | \$216.70           | 4,802            | 37.5                | \$5.78           |
| <b>EPSDT SERVICES</b>              |              |            |                    |                  |                     |                  |
| EPSDT Screenings.....              | \$60.00      | 1          | \$60.00            | 1                | 1.0                 | \$60.00          |
| EPSDT Referral Services...         | \$157,427.20 | 62         | \$2,539.15         | 7,636            | 123.2               | \$20.62          |
| EPSDT Targeted Case Mgmt..         |              |            |                    |                  |                     |                  |
| Subtotal.....                      | \$157,487.20 | 62*        | \$2,540.12         | 7,637            | 123.1               | \$20.62          |
| <b>MANAGED CARE PREMIUMS.....</b>  |              |            |                    |                  |                     |                  |
|                                    |              | *          |                    |                  |                     |                  |
| =====                              |              |            |                    |                  |                     |                  |
| Total.....                         | \$392,483.19 | 160*       | \$2,453.02         |                  |                     |                  |

\* Unduplicated totals

\*\*\* Recipients are not added to total.

Table 5. Medical Statistics, August, 2000

ELIGIBILITY CATEGORY: Child - 1115 Waiver

Number of eligibles on 07/31/00 - 61,667

Total eligibles enrolled during August - 63,737

|                                    | EXPENDITURES   | RECIPIENTS | COST PER RECIPIENT | UNITS OF SERVICE | UNITS PER RECIPIENT | COST PER SERVICE |
|------------------------------------|----------------|------------|--------------------|------------------|---------------------|------------------|
| <b>NURSING FACILITIES.....</b>     |                |            |                    |                  |                     |                  |
| <b>HOSPITALS</b>                   |                |            |                    |                  |                     |                  |
| Inpatient.....                     | \$343,573.58   | 105        | \$3,272.13         | 542              | 5.2                 | \$633.90         |
| Outpatient.....                    | \$508,466.20   | 2,099      | \$242.24           | 7,049            | 3.4                 | \$72.13          |
| Subtotal.....                      | \$852,039.78   | 2,155*     | \$395.38           | 7,591            | 3.5                 | \$112.24         |
| DENTAL SERVICES.....               | \$6,759.80     | 166*       | \$40.72            | 254              | 1.5                 | \$26.61          |
| PHARMACY.....                      | \$449,038.20   | 6,210*     | \$72.31            | 11,524           | 1.9                 | \$38.97          |
| <b>PHYSICIAN RELATED</b>           |                |            |                    |                  |                     |                  |
| Physician.....                     | \$71,992.79    | 1,056      | \$68.17            | 4,852            | 4.6                 | \$14.84          |
| Clinic.....                        | \$70,559.65    | 1,726      | \$40.88            | 9,925            | 5.8                 | \$7.11           |
| Family Planning.....               | \$16,226.33    | 424        | \$38.27            | 479              | 1.1                 | \$33.88          |
| X-ray & Lab.....                   | \$6,511.97     | 291        | \$22.38            | 560              | 1.9                 | \$11.63          |
| Nurse Practitioner.....            | \$851.29       | 25         | \$34.05            | 37               | 1.5                 | \$23.01          |
| Podiatry.....                      | \$2,116.25     | 33         | \$64.13            | 53               | 1.6                 | \$39.93          |
| CRNA Services.....                 | \$927.60       | 21         | \$44.17            | 1,147            | 54.6                | \$8.81           |
| Rural Health Clinics.....          | \$102,711.96   | 1,415      | \$72.59            | 2,092            | 1.5                 | \$49.10          |
| Case Management.....               | \$316.00       | 9          | \$35.11            | 12               | 1.3                 | \$26.33          |
| Fed Qualified Health Care.....     | \$1,329.44     | 33         | \$40.29            | 41               | 1.2                 | \$32.43          |
| Subtotal.....                      | \$273,543.28   | 4,392*     | \$62.28            | 19,198           | 4.3                 | \$14.25          |
| <b>IN-HOME SERVICES</b>            |                |            |                    |                  |                     |                  |
| Home Health Services.....          |                |            |                    |                  |                     |                  |
| Adult Day Health Care.....         |                |            |                    |                  |                     |                  |
| Homemaker/Respite Care.....        |                |            |                    |                  |                     |                  |
| Personal Care.....                 | \$1,268.12     | 1          | \$1,268.12         | 98               | 98.0                | \$12.94          |
| Aids Waiver.....                   |                |            |                    |                  |                     |                  |
| Physical Disabled Waiver.....      |                |            |                    |                  |                     |                  |
| Independent Living Waiver.....     |                |            |                    |                  |                     |                  |
| Subtotal.....                      | \$1,268.12     | 1*         | \$1,268.12         | 98               | 98.0                | \$12.94          |
| <b>REHAB AND SPECIALTY SERVICE</b> |                |            |                    |                  |                     |                  |
| Audiology Services.....            | \$1,323.75     | 21         | \$63.04            | 30               | 1.4                 | \$44.13          |
| Optometric Services.....           | \$23,313.70    | 444        | \$52.51            | 732              | 1.6                 | \$31.85          |
| Durable Medical Equip.....         | \$34,655.59    | 115        | \$301.35           | 904              | 7.9                 | \$38.34          |
| Ambulance Services.....            | \$9,458.85     | 51         | \$185.47           | 2,054            | 40.3                | \$4.61           |
| Rehabilitation Center.....         |                |            |                    |                  |                     |                  |
| Hospice.....                       |                |            |                    |                  |                     |                  |
| Non-Emergency Trans.....           |                |            |                    |                  |                     |                  |
| Non-Participating Prov.....        |                |            |                    |                  |                     |                  |
| Comprehensive Day Rehab.....       |                |            |                    |                  |                     |                  |
| Diabetes Self-Mgmt Trng.....       |                |            |                    |                  |                     |                  |
| Subtotal.....                      | \$68,751.89    | 626*       | \$109.83           | 3,720            | 5.9                 | \$18.48          |
| <b>BUY-IN PREMIUMS</b>             |                |            |                    |                  |                     |                  |
| Part-A.....                        |                |            |                    |                  |                     |                  |
| Part-B.....                        |                |            |                    |                  |                     |                  |
| Subtotal ***.....                  |                |            |                    |                  |                     |                  |
| <b>MENTAL HEALTH SERVICES</b>      |                |            |                    |                  |                     |                  |
| Private Home ICF/MR.....           |                |            |                    |                  |                     |                  |
| MR/DD Waiver.....                  | \$7,122.91     | 17         | \$418.99           | 1,042            | 61.3                | \$6.84           |
| Psych Rehab-Private.....           | \$10,779.26    | 22         | \$489.97           | 523              | 23.8                | \$20.61          |
| CSTAR-Private.....                 | \$61,883.64    | 56         | \$1,105.07         | 6,840            | 122.1               | \$9.05           |
| Targeted Case management.....      | \$720.00       | 6          | \$120.00           | 120              | 20.0                | \$6.00           |
| Subtotal.....                      | \$80,505.81    | 99*        | \$813.19           | 8,525            | 86.1                | \$9.44           |
| <b>STATE INSTITUTIONS</b>          |                |            |                    |                  |                     |                  |
| ICF/Mentally Retarded.....         |                |            |                    |                  |                     |                  |
| Mental Hospital.....               | \$36,599.10    | 4          | \$9,149.78         | 69               | 17.3                | \$530.42         |
| Psych Care Under Age 22.....       |                |            |                    |                  |                     |                  |
| Psych Rehab-Public.....            |                |            |                    |                  |                     |                  |
| CSTAR-Public.....                  | \$144,788.04   | 609        | \$237.75           | 18,482           | 30.3                | \$7.83           |
| Targeted Case management.....      |                |            |                    |                  |                     |                  |
| DFS Case Management.....           |                |            |                    |                  |                     |                  |
| Subtotal.....                      | \$181,387.14   | 610*       | \$297.36           | 18,551           | 30.4                | \$9.78           |
| <b>EPSDT SERVICES</b>              |                |            |                    |                  |                     |                  |
| EPSDT Screenings.....              | \$33,032.76    | 551        | \$59.95            | 554              | 1.0                 | \$59.63          |
| EPSDT Referral Services.....       | \$643,302.84   | 6,318      | \$101.82           | 33,498           | 5.3                 | \$19.20          |
| EPSDT Targeted Case Mgmt.....      |                |            |                    |                  |                     |                  |
| Subtotal.....                      | \$676,335.60   | 6,536*     | \$103.48           | 34,052           | 5.2                 | \$19.86          |
| MANAGED CARE PREMIUMS.....         | \$2,232,526.31 | 30,467*    | \$73.28            |                  |                     |                  |
| =====                              |                |            |                    |                  |                     |                  |
| Total.....                         | \$4,822,155.93 | 43,131*    | \$111.80           |                  |                     |                  |

\* Unduplicated totals

\*\*\* Recipients are not added to total.

Table 5. Medical Statistics, August, 2000

ELIGIBILITY CATEGORY: Adult - 1115 Waiver

Number of eligibles on 07/31/00 - 77,238

Total eligibles enrolled during August - 80,549

|                                    | EXPENDITURES   | RECIPIENTS | COST PER RECIPIENT | UNITS OF SERVICE | UNITS PER RECIPIENT | COST PER SERVICE |
|------------------------------------|----------------|------------|--------------------|------------------|---------------------|------------------|
| <b>NURSING FACILITIES.....</b>     |                |            |                    |                  |                     |                  |
| <b>HOSPITALS</b>                   |                |            |                    |                  |                     |                  |
| Inpatient.....                     | \$463,385.65   | 197        | \$2,352.21         | 627              | 3.2                 | \$739.05         |
| Outpatient.....                    | \$1,086,090.26 | 3,700      | \$293.54           | 16,160           | 4.4                 | \$67.21          |
| Subtotal.....                      | \$1,549,475.91 | 3,809*     | \$406.79           | 16,787           | 4.4                 | \$92.30          |
| DENTAL SERVICES.....               | \$775.50       | 45*        | \$17.23            | 66               | 1.5                 | \$11.75          |
| PHARMACY.....                      | \$904,291.73   | 10,953*    | \$82.56            | 24,115           | 2.2                 | \$37.50          |
| <b>PHYSICIAN RELATED</b>           |                |            |                    |                  |                     |                  |
| Physician.....                     | \$197,743.88   | 3,869      | \$51.11            | 11,191           | 2.9                 | \$17.67          |
| Clinic.....                        | \$145,144.26   | 3,515      | \$41.29            | 18,990           | 5.4                 | \$17.64          |
| Family Planning.....               | \$165,261.88   | 2,205      | \$74.95            | 4,913            | 2.2                 | \$35.84          |
| X-ray & Lab.....                   | \$35,592.07    | 1,074      | \$33.14            | 2,121            | 2.0                 | \$16.78          |
| Nurse Practitioner.....            | \$4,259.90     | 176        | \$24.20            | 280              | 1.6                 | \$15.12          |
| Podiatry.....                      | \$4,430.40     | 82         | \$54.03            | 173              | 2.1                 | \$25.85          |
| CRNA Services.....                 | \$2,414.67     | 48         | \$50.31            | 2,821            | 58.8                | \$48.65          |
| Rural Health Clinics.....          | \$141,981.21   | 1,849      | \$76.79            | 5,316            | 2.9                 | \$25.69          |
| Case Management.....               | \$351.42       | 17         | \$20.67            | 18               | 1.1                 | \$18.18          |
| Fed Qualified Health Care.....     | \$22,916.67    | 307        | \$74.65            | 580              | 1.9                 | \$39.51          |
| Subtotal.....                      | \$720,096.36   | 10,335*    | \$69.68            | 44,403           | 4.3                 | \$16.22          |
| <b>IN-HOME SERVICES</b>            |                |            |                    |                  |                     |                  |
| Home Health Services.....          | \$2,127.79     | 6          | \$354.63           | 52               | 8.7                 | \$40.92          |
| Adult Day Health Care.....         |                |            |                    |                  |                     |                  |
| Homemaker/Respite Care.....        |                |            |                    |                  |                     |                  |
| Personal Care.....                 |                |            |                    |                  |                     |                  |
| Aids Waiver.....                   |                |            |                    |                  |                     |                  |
| Physical Disabled Waiver.....      |                |            |                    |                  |                     |                  |
| Independent Living Waiver.....     |                |            |                    |                  |                     |                  |
| Subtotal.....                      | \$2,127.79     | 6*         | \$354.63           | 52               | 8.6                 | \$40.92          |
| <b>REHAB AND SPECIALTY SERVICE</b> |                |            |                    |                  |                     |                  |
| Audiology Services.....            | \$575.25       | 5          | \$115.05           | 9                | 1.8                 | \$63.92          |
| Optometric Services.....           | \$1,123.40     | 45         | \$24.96            | 51               | 1.1                 | \$22.03          |
| Durable Medical Equip.....         | \$28,290.58    | 129        | \$219.31           | 503              | 3.9                 | \$152.24         |
| Ambulance Services.....            | \$20,449.86    | 110        | \$185.91           | 2,286            | 20.8                | \$86.95          |
| Rehabilitation Center.....         |                |            |                    |                  |                     |                  |
| Hospice.....                       |                |            |                    |                  |                     |                  |
| Non-Emergency Trans.....           |                |            |                    |                  |                     |                  |
| Non-Participating Prov.....        |                |            |                    |                  |                     |                  |
| Comprehensive Day Rehab.....       |                |            |                    |                  |                     |                  |
| Diabetes Self-Mgmt Trning.....     | \$60.00        | 1          | \$60.00            | 2                | 2.0                 | \$30.00          |
| Subtotal.....                      | \$50,499.09    | 288*       | \$175.34           | 2,851            | 9.9                 | \$17.71          |
| <b>BUY-IN PREMIUMS</b>             |                |            |                    |                  |                     |                  |
| Part-A.....                        |                |            |                    |                  |                     |                  |
| Part-B.....                        |                |            |                    |                  |                     |                  |
| Subtotal ***.....                  |                |            |                    |                  |                     |                  |
| <b>MENTAL HEALTH SERVICES</b>      |                |            |                    |                  |                     |                  |
| Private Home ICF/MR.....           |                |            |                    |                  |                     |                  |
| MR/DD Waiver.....                  |                |            |                    |                  |                     |                  |
| Psych Rehab-Private.....           | \$1,735.85CR   |            |                    | 56CR             |                     | \$31.00          |
| CSTAR-Private.....                 |                |            |                    |                  |                     |                  |
| Targeted Case management.....      |                |            |                    |                  |                     |                  |
| Subtotal.....                      | \$1,735.85CR   |            |                    | 56CR             |                     | \$31.00          |
| <b>STATE INSTITUTIONS</b>          |                |            |                    |                  |                     |                  |
| ICF/Mentally Retarded.....         |                |            |                    |                  |                     |                  |
| Mental Hospital.....               |                |            |                    |                  |                     |                  |
| Psych Care Under Age 22.....       | \$171.10       | 2          | \$85.55            | 3                | 1.5                 | \$57.03          |
| Psych Rehab-Public.....            |                |            |                    |                  |                     |                  |
| CSTAR-Public.....                  |                |            |                    |                  |                     |                  |
| Targeted Case management.....      |                |            |                    |                  |                     |                  |
| DFS Case Management.....           |                |            |                    |                  |                     |                  |
| Subtotal.....                      | \$171.10       | 2*         | \$85.55            | 3                | 1.5                 | \$57.03          |
| <b>EPSDT SERVICES</b>              |                |            |                    |                  |                     |                  |
| EPSDT Screenings.....              |                |            |                    |                  |                     |                  |
| EPSDT Referral Services.....       | \$1,083.64     | 45         | \$24.08            | 75               | 1.7                 | \$14.45          |
| EPSDT Targeted Case Mgmt.....      |                |            |                    |                  |                     |                  |
| Subtotal.....                      | \$1,083.64     | 45*        | \$24.08            | 75               | 1.6                 | \$14.45          |
| MANAGED CARE PREMIUMS.....         | \$2,861,254.16 | 25,874*    | \$110.58           |                  |                     |                  |
| =====                              |                |            |                    |                  |                     |                  |
| Total.....                         | \$6,088,039.43 | 42,101*    | \$144.61           |                  |                     |                  |

\* Unduplicated totals

\*\*\* Recipients are not added to total.

FIGURE 4. FOOD STAMPS CASELOAD

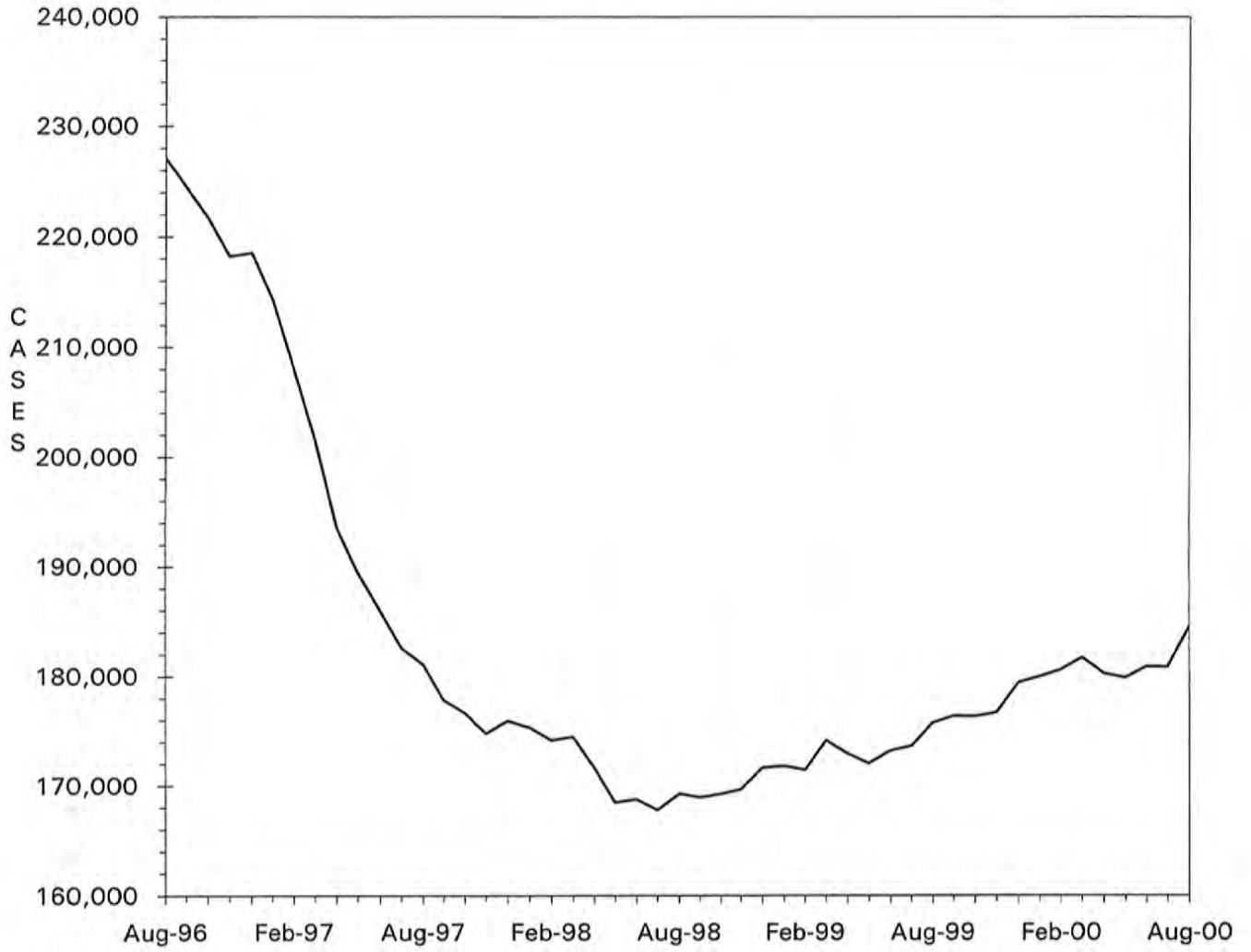


TABLE 6. FOOD STAMP PROGRAM  
AUGUST 2000

| COUNTY         | TOTAL PERSONS | TOTAL HOUSE-HOLDS | PA PERSONS | PA HOUSE HOLDS | NON-PA PERSONS | NON-PA HOUSE-HOLDS | TOTAL COUPONS ISSUED | AVERAGE VALUE OF COUPONS PER PERSON |
|----------------|---------------|-------------------|------------|----------------|----------------|--------------------|----------------------|-------------------------------------|
| STATE TOTAL    | 428,016       | 184,528           | 142,202    | 48,318         | 285,814        | 136,210            | \$30,637,809         | \$71.58                             |
| ADAIR          | 1,456         | 696               | 202        | 83             | 1,254          | 613                | \$90,947             | \$62.46                             |
| ANDREW         | 656           | 268               | 59         | 19             | 597            | 249                | \$40,051             | \$61.05                             |
| ATCHISON       | 319           | 146               | 47         | 14             | 272            | 132                | \$18,773             | \$58.85                             |
| AUDRAIN        | 1,568         | 713               | 373        | 150            | 1,195          | 563                | \$106,290            | \$67.79                             |
| BARRY          | 2,963         | 1,186             | 1,490      | 550            | 1,473          | 636                | \$198,603            | \$67.03                             |
| BARTON         | 956           | 397               | 240        | 88             | 716            | 309                | \$62,264             | \$65.13                             |
| BATES          | 1,278         | 502               | 137        | 50             | 1,141          | 452                | \$83,582             | \$65.40                             |
| BENTON         | 1,876         | 816               | 715        | 240            | 1,161          | 576                | \$129,943            | \$69.27                             |
| BOLLINGER      | 1,192         | 480               | 601        | 204            | 591            | 276                | \$76,481             | \$64.16                             |
| BOONE          | 8,889         | 4,024             | 2,150      | 750            | 6,739          | 3,274              | \$682,173            | \$76.74                             |
| BUCHANAN       | 7,143         | 3,126             | 1,341      | 500            | 5,802          | 2,626              | \$495,594            | \$69.38                             |
| BUTLER         | 5,712         | 2,690             | 1,648      | 576            | 4,064          | 2,114              | \$356,252            | \$62.37                             |
| CALDWELL       | 591           | 247               | 63         | 26             | 528            | 221                | \$39,409             | \$66.68                             |
| CALLAWAY       | 2,368         | 1,000             | 1,150      | 392            | 1,218          | 608                | \$168,495            | \$71.16                             |
| CAMDEN         | 2,104         | 909               | 311        | 117            | 1,793          | 792                | \$139,906            | \$66.50                             |
| CAPE GIRARDEAU | 4,132         | 1,935             | 1,070      | 385            | 3,062          | 1,550              | \$291,946            | \$70.65                             |
| CARROLL        | 791           | 334               | 76         | 27             | 715            | 307                | \$50,088             | \$63.32                             |
| CARTER         | 1,006         | 402               | 227        | 73             | 779            | 329                | \$60,571             | \$60.21                             |
| CASS           | 2,721         | 1,129             | 471        | 178            | 2,250          | 951                | \$196,736            | \$72.30                             |
| CEDAR          | 1,562         | 686               | 816        | 319            | 746            | 367                | \$95,845             | \$61.36                             |
| CHARITON       | 395           | 170               | 58         | 19             | 337            | 151                | \$20,068             | \$50.81                             |
| CHRISTIAN      | 2,629         | 1,082             | 477        | 179            | 2,152          | 903                | \$180,292            | \$68.58                             |
| CLARK          | 464           | 199               | 62         | 24             | 402            | 175                | \$30,449             | \$65.62                             |
| CLAY           | 4,730         | 2,096             | 1,104      | 420            | 3,626          | 1,676              | \$335,040            | \$70.83                             |
| CLINTON        | 718           | 299               | 66         | 32             | 652            | 267                | \$47,668             | \$66.39                             |
| COLE           | 3,129         | 1,422             | 720        | 239            | 2,409          | 1,183              | \$218,982            | \$69.98                             |
| COOPER         | 749           | 356               | 117        | 54             | 632            | 302                | \$41,529             | \$55.45                             |
| CRAWFORD       | 2,412         | 987               | 1,135      | 407            | 1,277          | 580                | \$168,875            | \$70.01                             |
| DADE           | 541           | 223               | 203        | 86             | 338            | 137                | \$32,168             | \$59.46                             |
| DALLAS         | 1,496         | 619               | 298        | 105            | 1,198          | 514                | \$99,904             | \$66.78                             |
| DAVISS         | 481           | 193               | 51         | 19             | 430            | 174                | \$32,538             | \$67.65                             |
| DE KALB        | 547           | 249               | 93         | 29             | 454            | 220                | \$33,393             | \$61.05                             |
| DENT           | 1,988         | 837               | 286        | 106            | 1,702          | 731                | \$132,119            | \$66.46                             |
| DOUGLAS        | 1,637         | 691               | 326        | 108            | 1,311          | 583                | \$102,138            | \$62.39                             |
| DUNKLIN        | 7,564         | 3,464             | 4,190      | 1,507          | 3,374          | 1,957              | \$494,869            | \$65.42                             |
| FRANKLIN       | 4,286         | 1,769             | 2,168      | 681            | 2,118          | 1,088              | \$306,894            | \$71.60                             |
| GASCONADE      | 650           | 306               | 257        | 105            | 393            | 201                | \$45,014             | \$69.25                             |
| GENTRY         | 302           | 117               | 9          | 4              | 293            | 113                | \$16,641             | \$55.10                             |
| GREENE         | 16,224        | 7,509             | 5,017      | 1,790          | 11,207         | 5,719              | \$1,156,127          | \$71.26                             |
| GRUNDY         | 870           | 408               | 102        | 40             | 768            | 368                | \$53,951             | \$62.01                             |
| HARRISON       | 680           | 306               | 83         | 34             | 597            | 272                | \$42,596             | \$62.64                             |
| HENRY          | 2,197         | 961               | 1,067      | 398            | 1,130          | 563                | \$142,342            | \$64.79                             |
| HICKORY        | 1,028         | 449               | 111        | 48             | 917            | 401                | \$67,931             | \$66.08                             |
| HOLT           | 198           | 92                | 6          | 3              | 192            | 89                 | \$10,043             | \$50.72                             |
| HOWARD         | 651           | 289               | 111        | 41             | 540            | 248                | \$42,836             | \$65.80                             |
| HOWELL         | 4,528         | 1,852             | 787        | 279            | 3,741          | 1,573              | \$285,657            | \$63.09                             |
| IRON           | 1,543         | 648               | 774        | 250            | 769            | 398                | \$99,390             | \$64.41                             |
| JACKSON        | 50,644        | 21,570            | 18,574     | 6,136          | 32,070         | 15,434             | \$3,914,448          | \$77.29                             |
| JASPER         | 9,420         | 4,110             | 1,860      | 681            | 7,560          | 3,429              | \$645,904            | \$68.57                             |
| JEFFERSON      | 8,205         | 3,390             | 3,715      | 1,334          | 4,490          | 2,056              | \$617,718            | \$75.29                             |
| JOHNSON        | 2,220         | 971               | 423        | 164            | 1,797          | 807                | \$157,536            | \$70.96                             |
| KNOX           | 247           | 97                | 22         | 12             | 225            | 85                 | \$13,923             | \$56.37                             |
| LACLEDE        | 3,022         | 1,218             | 567        | 212            | 2,455          | 1,006              | \$205,240            | \$67.92                             |
| LAFAYETTE      | 1,808         | 787               | 367        | 149            | 1,441          | 638                | \$121,218            | \$67.05                             |
| LAWRENCE       | 2,986         | 1,186             | 937        | 326            | 2,049          | 860                | \$199,486            | \$66.81                             |
| LEWIS          | 672           | 284               | 402        | 151            | 270            | 133                | \$42,705             | \$63.55                             |
| LINCOLN        | 2,731         | 1,041             | 501        | 171            | 2,230          | 870                | \$200,760            | \$73.51                             |
| LINN           | 1,051         | 455               | 192        | 73             | 859            | 382                | \$64,134             | \$61.02                             |

TABLE 6. FOOD STAMP PROGRAM  
AUGUST 2000

| COUNTY          | TOTAL PERSONS | TOTAL HOUSE-HOLDS | PA PERSONS | PA HOUSE HOLDS | NON-PA PERSONS | NON-PA HOUSE-HOLDS | TOTAL COUPONS ISSUED | AVERAGE VALUE OF COUPONS PER PERSON |
|-----------------|---------------|-------------------|------------|----------------|----------------|--------------------|----------------------|-------------------------------------|
| LIVINGSTON      | 1,061         | 470               | 92         | 37             | 969            | 433                | \$69,926             | \$65.91                             |
| MCDONALD        | 2,267         | 914               | 332        | 120            | 1,935          | 794                | \$158,958            | \$70.12                             |
| MACON           | 1,007         | 439               | 285        | 104            | 722            | 335                | \$68,206             | \$67.73                             |
| MADISON         | 1,298         | 600               | 608        | 241            | 690            | 359                | \$82,380             | \$63.47                             |
| MARIES          | 651           | 275               | 128        | 46             | 523            | 229                | \$42,210             | \$64.84                             |
| MARION          | 2,869         | 1,179             | 699        | 268            | 2,170          | 911                | \$190,844            | \$66.52                             |
| MERCER          | 246           | 114               | 35         | 15             | 211            | 99                 | \$14,934             | \$60.71                             |
| MILLER          | 2,053         | 850               | 407        | 157            | 1,646          | 693                | \$133,820            | \$65.18                             |
| MISSISSIPPI     | 3,434         | 1,643             | 1,917      | 702            | 1,517          | 941                | \$225,386            | \$65.63                             |
| MONITEAU        | 538           | 239               | 103        | 41             | 435            | 198                | \$37,681             | \$70.04                             |
| MONROE          | 560           | 231               | 56         | 18             | 504            | 213                | \$32,618             | \$58.25                             |
| MONTGOMERY      | 776           | 335               | 143        | 48             | 633            | 287                | \$53,038             | \$68.35                             |
| MORGAN          | 1,446         | 597               | 490        | 177            | 956            | 420                | \$95,364             | \$65.95                             |
| NEW MADRID      | 3,574         | 1,649             | 1,893      | 664            | 1,681          | 985                | \$215,806            | \$60.38                             |
| NEWTON          | 3,520         | 1,355             | 1,821      | 630            | 1,699          | 725                | \$229,553            | \$65.21                             |
| NODAWAY         | 554           | 263               | 75         | 31             | 479            | 232                | \$30,102             | \$54.34                             |
| OREGON          | 1,499         | 628               | 229        | 75             | 1,270          | 553                | \$90,620             | \$60.45                             |
| OSAGE           | 440           | 180               | 70         | 23             | 370            | 157                | \$27,074             | \$61.53                             |
| OZARK           | 1,206         | 534               | 280        | 111            | 926            | 423                | \$74,031             | \$61.39                             |
| PEMISCOT        | 5,273         | 2,250             | 2,870      | 916            | 2,403          | 1,334              | \$316,798            | \$60.08                             |
| PERRY           | 991           | 445               | 475        | 171            | 516            | 274                | \$67,481             | \$68.09                             |
| PETTIS          | 3,194         | 1,338             | 1,536      | 566            | 1,658          | 772                | \$217,448            | \$68.08                             |
| PHELPS          | 3,305         | 1,366             | 552        | 210            | 2,753          | 1,156              | \$227,504            | \$68.84                             |
| PIKE            | 1,365         | 543               | 191        | 66             | 1,174          | 477                | \$90,594             | \$66.37                             |
| PLATTE          | 1,347         | 591               | 268        | 103            | 1,079          | 488                | \$98,732             | \$73.30                             |
| POLK            | 2,266         | 861               | 643        | 208            | 1,623          | 653                | \$155,496            | \$68.62                             |
| PULASKI         | 2,835         | 1,153             | 534        | 195            | 2,301          | 958                | \$192,263            | \$67.82                             |
| PUTNAM          | 453           | 205               | 77         | 33             | 376            | 172                | \$32,638             | \$72.05                             |
| RALLS           | 443           | 196               | 114        | 42             | 329            | 154                | \$28,346             | \$63.99                             |
| RANDOLPH        | 2,352         | 1,016             | 357        | 128            | 1,995          | 888                | \$155,558            | \$66.14                             |
| RAY             | 1,036         | 424               | 178        | 68             | 858            | 356                | \$69,523             | \$67.11                             |
| REYNOLDS        | 1,083         | 466               | 396        | 134            | 687            | 332                | \$69,521             | \$64.19                             |
| RIPLEY          | 2,553         | 1,145             | 399        | 143            | 2,154          | 1,002              | \$156,627            | \$61.35                             |
| ST CHARLES      | 6,489         | 2,718             | 1,473      | 487            | 5,016          | 2,231              | \$481,395            | \$74.19                             |
| ST CLAIR        | 1,031         | 440               | 548        | 192            | 483            | 248                | \$66,125             | \$64.14                             |
| ST FRANCOIS     | 6,412         | 2,845             | 1,594      | 568            | 4,818          | 2,277              | \$445,888            | \$69.54                             |
| STE GENEVIEVE   | 1,063         | 439               | 137        | 48             | 926            | 391                | \$67,865             | \$63.84                             |
| ST LOUIS COUNTY | 47,478        | 19,548            | 16,044     | 5,254          | 31,434         | 14,294             | \$3,657,817          | \$77.04                             |
| SALINE          | 1,564         | 707               | 694        | 263            | 870            | 444                | \$96,469             | \$61.68                             |
| SCHUYLER        | 302           | 128               | 47         | 15             | 255            | 113                | \$18,950             | \$62.75                             |
| SCOTLAND        | 347           | 149               | 141        | 53             | 206            | 96                 | \$19,959             | \$57.52                             |
| SCOTT           | 5,877         | 2,594             | 1,598      | 534            | 4,279          | 2,060              | \$379,774            | \$64.62                             |
| SHANNON         | 1,515         | 617               | 252        | 104            | 1,263          | 513                | \$92,683             | \$61.18                             |
| SHELBY          | 473           | 205               | 242        | 91             | 231            | 114                | \$27,361             | \$57.85                             |
| STODDARD        | 3,129         | 1,546             | 1,198      | 490            | 1,931          | 1,056              | \$186,971            | \$59.75                             |
| STONE           | 2,079         | 844               | 539        | 185            | 1,540          | 659                | \$142,942            | \$68.76                             |
| SULLIVAN        | 624           | 280               | 303        | 123            | 321            | 157                | \$42,675             | \$68.39                             |
| TANEY           | 2,371         | 1,002             | 988        | 353            | 1,383          | 649                | \$165,799            | \$69.93                             |
| TEXAS           | 2,596         | 1,046             | 1,028      | 348            | 1,568          | 698                | \$172,140            | \$66.31                             |
| VERNON          | 1,886         | 830               | 503        | 169            | 1,383          | 661                | \$125,104            | \$66.33                             |
| WARREN          | 1,191         | 509               | 234        | 82             | 957            | 427                | \$85,670             | \$71.93                             |
| WASHINGTON      | 4,155         | 1,674             | 1,177      | 429            | 2,978          | 1,245              | \$289,386            | \$69.65                             |
| WAYNE           | 2,373         | 1,041             | 1,016      | 362            | 1,357          | 679                | \$149,631            | \$63.06                             |
| WEBSTER         | 2,186         | 897               | 552        | 206            | 1,634          | 691                | \$144,601            | \$66.15                             |
| WORTH           | 169           | 73                | 14         | 4              | 155            | 69                 | \$9,521              | \$56.34                             |
| WRIGHT          | 2,536         | 1,119             | 1,055      | 401            | 1,481          | 718                | \$160,455            | \$63.27                             |
| ST LOUIS CITY   | 77,749        | 34,395            | 32,147     | 9,909          | 45,602         | 24,486             | \$6,051,072          | \$77.83                             |

TABLE 6. FOOD STAMP PROGRAM  
AUGUST 2000

| COUNTY         | FOOD STAMP PARTICIPANTS BY COUNTY & RACE |         |         |        |        |       |       |
|----------------|--|---------|---------|--------|--------|-------|-------|
|                | TOTAL                                    | BLACK   | WHITE   | SP AMR | AM IND | ASIAN | OTHER |
| STATE TOTAL    | 428,016                                  | 157,920 | 259,121 | 2,500  | 765    | 1,669 | 6,041 |
| ADAIR          | 1,456                                    | 36      | 1,414   | 5      | 0      | 0     | 1     |
| ANDREW         | 656                                      | 5       | 630     | 0      | 2      | 0     | 19    |
| ATCHISON       | 319                                      | 0       | 317     | 1      | 1      | 0     | 0     |
| AUDRAIN        | 1,568                                    | 325     | 1,219   | 14     | 1      | 8     | 1     |
| BARRY          | 2,963                                    | 4       | 2,870   | 51     | 3      | 4     | 31    |
| BARTON         | 956                                      | 0       | 935     | 5      | 5      | 0     | 11    |
| BATES          | 1,278                                    | 14      | 1,257   | 0      | 3      | 0     | 4     |
| BENTON         | 1,876                                    | 6       | 1,861   | 3      | 2      | 3     | 1     |
| BOLLINGER      | 1,192                                    | 0       | 1,180   | 4      | 8      | 0     | 0     |
| BOONE          | 8,889                                    | 3,692   | 4,966   | 50     | 18     | 64    | 99    |
| BUCHANAN       | 7,143                                    | 746     | 6,348   | 33     | 6      | 0     | 10    |
| BUTLER         | 5,712                                    | 718     | 4,971   | 10     | 0      | 8     | 5     |
| CALDWELL       | 591                                      | 0       | 588     | 0      | 2      | 0     | 1     |
| CALLAWAY       | 2,368                                    | 322     | 2,029   | 3      | 7      | 0     | 7     |
| CAMDEN         | 2,104                                    | 5       | 2,055   | 17     | 10     | 4     | 13    |
| CAPE GIRARDEAU | 4,132                                    | 1,157   | 2,954   | 1      | 4      | 4     | 12    |
| CARROLL        | 791                                      | 40      | 743     | 3      | 0      | 0     | 5     |
| CARTER         | 1,006                                    | 5       | 988     | 1      | 12     | 0     | 0     |
| CASS           | 2,721                                    | 70      | 2,613   | 12     | 11     | 8     | 7     |
| CEDAR          | 1,562                                    | 0       | 1,540   | 0      | 1      | 8     | 13    |
| CHARITON       | 395                                      | 63      | 331     | 1      | 0      | 0     | 0     |
| CHRISTIAN      | 2,629                                    | 10      | 2,606   | 0      | 6      | 1     | 6     |
| CLARK          | 464                                      | 1       | 462     | 0      | 1      | 0     | 0     |
| CLAY           | 4,730                                    | 345     | 4,179   | 63     | 10     | 55    | 78    |
| CLINTON        | 718                                      | 24      | 693     | 1      | 0      | 0     | 0     |
| COLE           | 3,129                                    | 1,013   | 2,081   | 6      | 11     | 10    | 8     |
| COOPER         | 749                                      | 137     | 606     | 0      | 5      | 0     | 1     |
| CRAWFORD       | 2,412                                    | 0       | 2,400   | 0      | 8      | 0     | 4     |
| DADE           | 541                                      | 5       | 528     | 4      | 0      | 4     | 0     |
| DALLAS         | 1,496                                    | 3       | 1,471   | 8      | 5      | 5     | 4     |
| DAVISS         | 481                                      | 0       | 472     | 8      | 0      | 0     | 1     |
| DE KALB        | 547                                      | 11      | 530     | 5      | 0      | 1     | 0     |
| DENT           | 1,988                                    | 10      | 1,966   | 2      | 5      | 5     | 0     |
| DOUGLAS        | 1,637                                    | 0       | 1,627   | 0      | 6      | 0     | 4     |
| DUNKLIN        | 7,564                                    | 1,638   | 5,750   | 126    | 0      | 0     | 50    |
| FRANKLIN       | 4,286                                    | 162     | 4,106   | 3      | 0      | 4     | 11    |
| GASCONADE      | 650                                      | 0       | 648     | 0      | 0      | 1     | 1     |
| GENTRY         | 302                                      | 3       | 299     | 0      | 0      | 0     | 0     |
| GREENE         | 16,224                                   | 1,186   | 14,606  | 121    | 76     | 143   | 92    |
| GRUNDY         | 870                                      | 0       | 855     | 11     | 0      | 0     | 4     |
| HARRISON       | 680                                      | 0       | 674     | 0      | 6      | 0     | 0     |
| HENRY          | 2,197                                    | 37      | 2,138   | 14     | 0      | 0     | 8     |
| HICKORY        | 1,028                                    | 2       | 1,012   | 0      | 9      | 0     | 5     |
| HOLT           | 198                                      | 0       | 193     | 0      | 5      | 0     | 0     |
| HOWARD         | 651                                      | 148     | 502     | 0      | 1      | 0     | 0     |
| HOWELL         | 4,528                                    | 17      | 4,432   | 40     | 15     | 3     | 21    |
| IRON           | 1,543                                    | 68      | 1,471   | 1      | 0      | 0     | 3     |
| JACKSON        | 50,644                                   | 32,041  | 16,333  | 848    | 83     | 658   | 681   |
| JASPER         | 9,420                                    | 251     | 8,901   | 159    | 20     | 12    | 77    |
| JEFFERSON      | 8,205                                    | 214     | 7,905   | 24     | 6      | 16    | 40    |
| JOHNSON        | 2,220                                    | 292     | 1,867   | 24     | 13     | 9     | 15    |
| KNOX           | 247                                      | 0       | 246     | 0      | 1      | 0     | 0     |
| LACLEDE        | 3,022                                    | 21      | 2,961   | 10     | 25     | 0     | 5     |
| LAFAYETTE      | 1,808                                    | 114     | 1,628   | 12     | 8      | 0     | 46    |
| LAWRENCE       | 2,986                                    | 8       | 2,939   | 30     | 6      | 0     | 3     |
| LEWIS          | 672                                      | 73      | 596     | 0      | 0      | 0     | 3     |
| LINCOLN        | 2,731                                    | 172     | 2,516   | 5      | 18     | 9     | 11    |
| LINN           | 1,051                                    | 28      | 1,016   | 3      | 4      | 0     | 0     |

TABLE 6. FOOD STAMP PROGRAM  
AUGUST 2000

| COUNTY          | FOOD STAMP PARTICIPANTS BY COUNTY & RACE |        |        |        |        |       |       |
|-----------------|--|--------|--------|--------|--------|-------|-------|
|                 | TOTAL                                    | BLACK  | WHITE  | SP AMR | AM IND | ASIAN | OTHER |
| LIVINGSTON      | 1,061                                    | 32     | 1,018  | 0      | 5      | 5     | 1     |
| MCDONALD        | 2,267                                    | 3      | 2,064  | 137    | 13     | 3     | 47    |
| MACON           | 1,007                                    | 98     | 902    | 1      | 6      | 0     | 0     |
| MADISON         | 1,298                                    | 2      | 1,283  | 2      | 6      | 0     | 5     |
| MARIES          | 651                                      | 3      | 646    | 0      | 0      | 0     | 2     |
| MARION          | 2,869                                    | 440    | 2,419  | 6      | 0      | 1     | 3     |
| MERCER          | 246                                      | 0      | 239    | 0      | 2      | 0     | 5     |
| MILLER          | 2,053                                    | 3      | 2,040  | 6      | 3      | 0     | 1     |
| MISSISSIPPI     | 3,434                                    | 1,561  | 1,866  | 6      | 0      | 0     | 1     |
| MONITEAU        | 538                                      | 6      | 513    | 12     | 0      | 0     | 7     |
| MONROE          | 560                                      | 113    | 446    | 0      | 0      | 1     | 0     |
| MONTGOMERY      | 776                                      | 25     | 750    | 1      | 0      | 0     | 0     |
| MORGAN          | 1,446                                    | 6      | 1,406  | 6      | 16     | 0     | 12    |
| NEW MADRID      | 3,574                                    | 1,523  | 2,036  | 7      | 1      | 0     | 7     |
| NEWTON          | 3,520                                    | 40     | 3,364  | 59     | 26     | 3     | 28    |
| NODAWAY         | 554                                      | 5      | 541    | 0      | 0      | 0     | 8     |
| OREGON          | 1,499                                    | 0      | 1,492  | 0      | 7      | 0     | 0     |
| OSAGE           | 440                                      | 0      | 437    | 3      | 0      | 0     | 0     |
| OZARK           | 1,206                                    | 0      | 1,204  | 0      | 1      | 0     | 1     |
| PEMISCOT        | 5,273                                    | 2,914  | 2,344  | 14     | 1      | 0     | 0     |
| PERRY           | 991                                      | 9      | 967    | 7      | 1      | 6     | 1     |
| PETTIS          | 3,194                                    | 266    | 2,807  | 40     | 2      | 43    | 36    |
| PHELPS          | 3,305                                    | 69     | 3,210  | 3      | 5      | 4     | 14    |
| PIKE            | 1,365                                    | 171    | 1,184  | 1      | 0      | 2     | 7     |
| PLATTE          | 1,347                                    | 130    | 1,147  | 16     | 18     | 15    | 21    |
| POLK            | 2,266                                    | 17     | 2,216  | 12     | 5      | 7     | 9     |
| PULASKI         | 2,835                                    | 330    | 2,414  | 30     | 16     | 18    | 27    |
| PUTNAM          | 453                                      | 0      | 448    | 0      | 5      | 0     | 0     |
| RALLS           | 443                                      | 18     | 425    | 0      | 0      | 0     | 0     |
| RANDOLPH        | 2,352                                    | 234    | 2,101  | 10     | 3      | 0     | 4     |
| RAY             | 1,036                                    | 45     | 988    | 0      | 0      | 0     | 3     |
| REYNOLDS        | 1,083                                    | 0      | 1,083  | 0      | 0      | 0     | 0     |
| RIPLEY          | 2,553                                    | 1      | 2,545  | 5      | 0      | 0     | 2     |
| ST CHARLES      | 6,489                                    | 1,186  | 5,198  | 28     | 12     | 16    | 49    |
| ST CLAIR        | 1,031                                    | 2      | 1,022  | 6      | 1      | 0     | 0     |
| ST FRANCOIS     | 6,412                                    | 98     | 6,287  | 6      | 7      | 0     | 14    |
| STE GENEVIEVE   | 1,063                                    | 18     | 1,040  | 4      | 0      | 0     | 1     |
| ST LOUIS COUNTY | 47,478                                   | 35,180 | 11,044 | 88     | 30     | 248   | 888   |
| SALINE          | 1,564                                    | 214    | 1,291  | 22     | 5      | 4     | 28    |
| SCHUYLER        | 302                                      | 4      | 298    | 0      | 0      | 0     | 0     |
| SCOTLAND        | 347                                      | 0      | 345    | 0      | 2      | 0     | 0     |
| SCOTT           | 5,877                                    | 1,934  | 3,908  | 14     | 4      | 9     | 8     |
| SHANNON         | 1,515                                    | 5      | 1,491  | 11     | 2      | 0     | 6     |
| SHELBY          | 473                                      | 9      | 461    | 2      | 1      | 0     | 0     |
| STODDARD        | 3,129                                    | 50     | 3,051  | 15     | 10     | 0     | 3     |
| STONE           | 2,079                                    | 3      | 2,053  | 6      | 6      | 0     | 11    |
| SULLIVAN        | 624                                      | 1      | 608    | 8      | 1      | 4     | 2     |
| TANEY           | 2,371                                    | 5      | 2,338  | 0      | 22     | 0     | 6     |
| TEXAS           | 2,596                                    | 9      | 2,562  | 1      | 0      | 9     | 15    |
| VERNON          | 1,886                                    | 5      | 1,851  | 9      | 18     | 3     | 0     |
| WARREN          | 1,191                                    | 113    | 1,064  | 7      | 0      | 2     | 5     |
| WASHINGTON      | 4,155                                    | 64     | 4,077  | 5      | 5      | 0     | 4     |
| WAYNE           | 2,373                                    | 1      | 2,362  | 5      | 5      | 0     | 0     |
| WEBSTER         | 2,186                                    | 0      | 2,149  | 12     | 6      | 1     | 18    |
| WORTH           | 169                                      | 0      | 168    | 0      | 0      | 0     | 1     |
| WRIGHT          | 2,536                                    | 9      | 2,503  | 10     | 3      | 5     | 6     |
| ST LOUIS CITY   | 77,749                                   | 65,704 | 8,381  | 115    | 34     | 213   | 3,302 |



TABLE 7.

FOOD STAMP PARTICIPATION  
AUGUST 2000

| AREA       | COUNTY         | CASES          | PERSONS  | DOLLARS     |             |
|------------|----------------|----------------|----------|-------------|-------------|
| AREA 1     | ANDREW         | 268            | 656      | \$40,051    |             |
|            | ATCHISON       | 146            | 319      | \$18,773    |             |
|            | BUCHANAN       | 3,126          | 7,143    | \$495,594   |             |
|            | CALDWELL       | 247            | 591      | \$39,409    |             |
|            | CARROLL        | 334            | 791      | \$50,088    |             |
|            | CASS           | 1,129          | 2,721    | \$196,736   |             |
|            | CHARITON       | 170            | 395      | \$20,068    |             |
|            | CLAY           | 2,096          | 4,730    | \$335,040   |             |
|            | CLINTON        | 299            | 718      | \$47,668    |             |
|            | COOPER         | 356            | 749      | \$41,529    |             |
|            | DAVISS         | 193            | 481      | \$32,538    |             |
|            | DE KALB        | 249            | 547      | \$33,393    |             |
|            | GENTRY         | 117            | 302      | \$16,641    |             |
|            | GRUNDY         | 408            | 870      | \$53,951    |             |
|            | HARRISON       | 306            | 680      | \$42,596    |             |
|            | HOLT           | 92             | 198      | \$10,043    |             |
|            | HOWARD         | 289            | 651      | \$42,836    |             |
|            | JOHNSON        | 971            | 2,220    | \$157,536   |             |
|            | LAFAYETTE      | 787            | 1,808    | \$121,218   |             |
|            | LINN           | 455            | 1,051    | \$64,134    |             |
|            | LIVINGSTON     | 470            | 1,061    | \$69,926    |             |
|            | MERCER         | 114            | 246      | \$14,934    |             |
|            | NODAWAY        | 263            | 554      | \$30,102    |             |
|            | PETTIS         | 1,338          | 3,194    | \$217,448   |             |
|            | PLATTE         | 591            | 1,347    | \$98,732    |             |
|            | PUTNAM         | 205            | 453      | \$32,638    |             |
|            | RANDOLPH       | 1,016          | 2,352    | \$155,558   |             |
|            | RAY            | 424            | 1,036    | \$69,523    |             |
|            | SALINE         | 707            | 1,564    | \$96,469    |             |
|            | SULLIVAN       | 280            | 624      | \$42,675    |             |
|            | WORTH          | 73             | 169      | \$9,521     |             |
|            |                | * AREA TOTAL * | 17,519   | 40,221      | \$2,697,368 |
|            | AREA 2         | ADAIR          | 696      | 1,456       | \$90,947    |
| AUDRAIN    |                | 713            | 1,568    | \$106,290   |             |
| BOONE      |                | 4,024          | 8,889    | \$682,173   |             |
| CALLAWAY   |                | 1,000          | 2,368    | \$168,495   |             |
| CLARK      |                | 199            | 464      | \$30,449    |             |
| COLE       |                | 1,422          | 3,129    | \$218,982   |             |
| FRANKLIN   |                | 1,769          | 4,286    | \$306,894   |             |
| GASCONADE  |                | 306            | 650      | \$45,014    |             |
| JEFFERSON  |                | 3,390          | 8,205    | \$617,718   |             |
| KNOX       |                | 97             | 247      | \$13,923    |             |
| LEWIS      |                | 284            | 672      | \$42,705    |             |
| LINCOLN    |                | 1,041          | 2,731    | \$200,760   |             |
| MACON      |                | 439            | 1,007    | \$68,206    |             |
| MARION     |                | 1,179          | 2,869    | \$190,844   |             |
| MONROE     |                | 231            | 560      | \$32,618    |             |
| MONTGOMERY |                | 335            | 776      | \$53,038    |             |
| OSAGE      |                | 180            | 440      | \$27,074    |             |
| PIKE       |                | 543            | 1,365    | \$90,594    |             |
| RALLS      |                | 196            | 443      | \$28,346    |             |
| ST CHARLES |                | 2,718          | 6,489    | \$481,395   |             |
| SCHUYLER   |                | 128            | 302      | \$18,950    |             |
| SCOTLAND   |                | 149            | 347      | \$19,959    |             |
| SHELBY     |                | 205            | 473      | \$27,361    |             |
| WARREN     | 509            | 1,191          | \$85,670 |             |             |
|            | * AREA TOTAL * | 21,753         | 50,927   | \$3,648,405 |             |
| AREA 3     | BOLLINGER      | 480            | 1,192    | \$76,481    |             |
|            | BUTLER         | 2,690          | 5,712    | \$356,252   |             |
|            | CAPE GIRARDEAU | 1,935          | 4,132    | \$291,946   |             |
|            | CARTER         | 402            | 1,006    | \$60,571    |             |
|            | CRANFORD       | 987            | 2,412    | \$168,875   |             |
|            | DENT           | 837            | 1,988    | \$132,119   |             |

TABLE 7.

FOOD STAMP PARTICIPATION  
AUGUST 2000

| AREA           | COUNTY          | CASES   | PERSONS     | DOLLARS      |
|----------------|-----------------|---------|-------------|--------------|
| AREA 3         | DUNKLIN         | 3,464   | 7,564       | \$494,869    |
|                | HOWELL          | 1,852   | 4,528       | \$285,657    |
|                | IRON            | 648     | 1,543       | \$99,390     |
|                | MADISON         | 600     | 1,298       | \$82,380     |
|                | MISSISSIPPI     | 1,643   | 3,434       | \$225,386    |
|                | NEW MADRID      | 1,649   | 3,574       | \$215,806    |
|                | OREGON          | 628     | 1,499       | \$90,620     |
|                | PEMISCOT        | 2,250   | 5,273       | \$316,798    |
|                | PERRY           | 445     | 991         | \$67,481     |
|                | REYNOLDS        | 466     | 1,083       | \$69,521     |
|                | RIPLEY          | 1,145   | 2,553       | \$156,627    |
|                | ST. FRANCOIS    | 2,845   | 6,412       | \$445,888    |
|                | STE GENEVIEVE   | 439     | 1,063       | \$67,865     |
|                | SCOTT           | 2,594   | 5,877       | \$379,774    |
|                | SHANNON         | 617     | 1,515       | \$92,683     |
|                | STODDARD        | 1,546   | 3,129       | \$186,971    |
|                | WASHINGTON      | 1,674   | 4,155       | \$289,386    |
|                | WAYNE           | 1,041   | 2,373       | \$149,631    |
|                | * AREA TOTAL *  | 32,877  | 74,306      | \$4,802,979  |
| AREA 4         | BARRY           | 1,186   | 2,963       | \$198,603    |
|                | BARTON          | 397     | 956         | \$62,264     |
|                | BATES           | 502     | 1,278       | \$83,582     |
|                | BENTON          | 816     | 1,876       | \$129,943    |
|                | CAMDEN          | 909     | 2,104       | \$139,906    |
|                | CEDAR           | 686     | 1,562       | \$95,845     |
|                | CHRISTIAN       | 1,082   | 2,629       | \$180,292    |
|                | DADE            | 223     | 541         | \$32,168     |
|                | DALLAS          | 619     | 1,496       | \$99,904     |
|                | DOUGLAS         | 691     | 1,637       | \$102,138    |
|                | GREENE          | 7,509   | 16,224      | \$1,156,127  |
|                | HENRY           | 961     | 2,197       | \$142,342    |
|                | HICKORY         | 449     | 1,028       | \$67,931     |
|                | JASPER          | 4,110   | 9,420       | \$645,904    |
|                | LACLEDE         | 1,218   | 3,022       | \$205,240    |
|                | LAWRENCE        | 1,186   | 2,986       | \$199,486    |
|                | MCDONALD        | 914     | 2,267       | \$158,958    |
|                | MARIES          | 275     | 651         | \$42,210     |
|                | MILLER          | 850     | 2,053       | \$133,820    |
|                | MONITEAU        | 239     | 538         | \$37,681     |
|                | MORGAN          | 597     | 1,446       | \$95,364     |
|                | NEWTON          | 1,355   | 3,520       | \$229,553    |
|                | OZARK           | 534     | 1,206       | \$74,031     |
|                | PHELPS          | 1,366   | 3,305       | \$227,504    |
|                | POLK            | 861     | 2,266       | \$155,496    |
|                | PULASKI         | 1,153   | 2,835       | \$192,263    |
|                | ST CLAIR        | 440     | 1,031       | \$66,125     |
| STONE          | 844             | 2,079   | \$142,942   |              |
| TANEY          | 1,002           | 2,371   | \$165,799   |              |
| TEXAS          | 1,046           | 2,596   | \$172,140   |              |
| VERNON         | 830             | 1,886   | \$125,104   |              |
| WEBSTER        | 897             | 2,186   | \$144,601   |              |
| WRIGHT         | 1,119           | 2,536   | \$160,455   |              |
| * AREA TOTAL * | 36,866          | 86,691  | \$5,865,720 |              |
| AREA 5         | JACKSON         | 21,570  | 50,644      | \$3,914,448  |
| * AREA TOTAL * | 21,570          | 50,644  | \$3,914,448 |              |
| AREA 6         | ST LOUIS CITY   | 34,395  | 77,749      | \$6,051,072  |
| * AREA TOTAL * | 34,395          | 77,749  | \$6,051,072 |              |
| AREA 7         | ST LOUIS COUNTY | 19,548  | 47,478      | \$3,657,817  |
| * AREA TOTAL * | 19,548          | 47,478  | \$3,657,817 |              |
| STATE TOTAL    |                 | 184,528 | 428,016     | \$30,637,809 |

TABLE 8.

FOOD STAMP APPLICATION CURRENCY  
AUGUST 2000

| COUNTY              | # APPS<br>RECEIVED | #<br>APPROVALS | %<br>APPROVED | #<br>REJECTIONS | %<br>REJECTED | #<br>DELINQUENT | %<br>CURRENT |
|---------------------|--------------------|----------------|---------------|-----------------|---------------|-----------------|--------------|
| <b>AREA 1</b>       |                    |                |               |                 |               |                 |              |
| ANDREW              | 94                 | 82             | 84.5          | 15              | 15.5          | 1               | 97.9         |
| ATCHISON            | 55                 | 32             | 82.1          | 7               | 17.9          | 0               | 87.2         |
| BUCHANAN            | 1,108              | 911            | 85.1          | 160             | 14.9          | 14              | 98.3         |
| CALDWELL            | 90                 | 76             | 92.7          | 6               | 7.3           | 0               | 100.0        |
| CARROLL             | 107                | 92             | 82.1          | 20              | 17.9          | 1               | 98.2         |
| CASS                | 452                | 322            | 83.0          | 66              | 17.0          | 6               | 97.4         |
| CHARITON            | 62                 | 43             | 81.1          | 10              | 18.9          | 0               | 98.1         |
| CLAY                | 841                | 650            | 84.0          | 124             | 16.0          | 7               | 96.6         |
| CLINTON             | 129                | 85             | 85.9          | 14              | 14.1          | 1               | 96.0         |
| COOPER              | 134                | 85             | 85.0          | 15              | 15.0          | 0               | 100.0        |
| DAVISS              | 78                 | 67             | 93.1          | 5               | 6.9           | 0               | 97.2         |
| DE KALB             | 71                 | 53             | 89.8          | 6               | 10.2          | 0               | 98.3         |
| GENTRY              | 30                 | 25             | 86.2          | 4               | 13.8          | 0               | 100.0        |
| GRUNDY              | 122                | 89             | 82.4          | 19              | 17.6          | 1               | 97.2         |
| HARRISON            | 76                 | 66             | 86.8          | 10              | 13.2          | 0               | 97.4         |
| HOLT                | 30                 | 15             | 78.9          | 4               | 21.1          | 3               | 78.9         |
| HOWARD              | 79                 | 61             | 89.7          | 7               | 10.3          | 0               | 100.0        |
| JOHNSON             | 430                | 309            | 83.5          | 61              | 16.5          | 8               | 94.6         |
| LAFAYETTE           | 309                | 229            | 83.3          | 46              | 16.7          | 3               | 97.5         |
| LINN                | 168                | 130            | 90.9          | 13              | 9.1           | 2               | 96.5         |
| LIVINGSTON          | 148                | 122            | 94.6          | 7               | 5.4           | 1               | 98.4         |
| MERCER              | 34                 | 25             | 75.8          | 8               | 24.2          | 0               | 100.0        |
| NODAWAY             | 92                 | 65             | 82.3          | 14              | 17.7          | 0               | 98.7         |
| PETTIS              | 515                | 382            | 85.5          | 65              | 14.5          | 10              | 96.4         |
| PLATTE              | 231                | 184            | 90.2          | 20              | 9.8           | 3               | 98.0         |
| PUTNAM              | 56                 | 47             | 94.0          | 3               | 6.0           | 1               | 96.0         |
| RANDOLPH            | 383                | 292            | 84.6          | 53              | 15.4          | 19              | 90.7         |
| RAY                 | 165                | 133            | 85.3          | 23              | 14.7          | 1               | 98.7         |
| SALINE              | 276                | 200            | 83.7          | 39              | 16.3          | 5               | 97.5         |
| SULLIVAN            | 93                 | 64             | 83.1          | 13              | 16.9          | 0               | 90.9         |
| WORTH               | 17                 | 14             | 77.8          | 4               | 22.2          | 0               | 100.0        |
| <b>TOTAL AREA 1</b> | <b>6,475</b>       | <b>4,950</b>   | <b>85.2</b>   | <b>861</b>      | <b>14.8</b>   | <b>87</b>       | <b>96.8</b>  |
| <b>AREA 2</b>       |                    |                |               |                 |               |                 |              |
| ADAIR               | 235                | 192            | 91.4          | 18              | 8.6           | 7               | 93.3         |
| AUDRAIN             | 260                | 169            | 77.5          | 49              | 22.5          | 2               | 97.7         |
| BOONE               | 1,546              | 1,192          | 86.6          | 185             | 13.4          | 40              | 92.5         |
| CALLAWAY            | 369                | 295            | 84.5          | 54              | 15.5          | 10              | 94.3         |
| CLARK               | 57                 | 38             | 74.5          | 13              | 25.5          | 0               | 100.0        |
| COLE                | 556                | 420            | 81.1          | 98              | 18.9          | 18              | 93.4         |
| FRANKLIN            | 614                | 471            | 84.0          | 90              | 16.0          | 5               | 97.5         |
| GASCONADE           | 105                | 69             | 80.2          | 17              | 19.8          | 0               | 100.0        |
| JEFFERSON           | 1,372              | 1,059          | 85.0          | 187             | 15.0          | 18              | 96.5         |
| KNOX                | 32                 | 24             | 92.3          | 2               | 7.7           | 0               | 100.0        |
| LEWIS               | 98                 | 79             | 92.9          | 6               | 7.1           | 0               | 98.8         |
| LINCOLN             | 374                | 319            | 86.2          | 51              | 13.8          | 1               | 99.5         |
| MACON               | 165                | 129            | 87.2          | 19              | 12.8          | 0               | 97.3         |
| MARION              | 359                | 294            | 90.5          | 31              | 9.5           | 3               | 98.2         |
| MONROE              | 76                 | 50             | 86.2          | 8               | 13.8          | 0               | 98.3         |
| MONTGOMERY          | 113                | 96             | 87.3          | 14              | 12.7          | 1               | 96.4         |
| OSAGE               | 54                 | 36             | 76.6          | 11              | 23.4          | 1               | 93.6         |
| PIKE                | 176                | 138            | 86.8          | 21              | 13.2          | 7               | 93.7         |
| RALLS               | 63                 | 41             | 78.8          | 11              | 21.2          | 0               | 100.0        |
| ST CHARLES          | 1,064              | 828            | 86.3          | 132             | 13.8          | 16              | 95.3         |
| SCHUYLER            | 37                 | 30             | 85.7          | 5               | 14.3          | 1               | 97.1         |
| SCOTLAND            | 57                 | 44             | 84.6          | 8               | 15.4          | 0               | 100.0        |
| SHELBY              | 55                 | 50             | 90.9          | 5               | 9.1           | 0               | 100.0        |
| WARREN              | 198                | 160            | 90.9          | 16              | 9.1           | 4               | 96.6         |
| <b>TOTAL AREA 2</b> | <b>8,035</b>       | <b>6,223</b>   | <b>85.6</b>   | <b>1,051</b>    | <b>14.4</b>   | <b>134</b>      | <b>95.6</b>  |
| <b>AREA 3</b>       |                    |                |               |                 |               |                 |              |
| BOLLINGER           | 141                | 121            | 94.5          | 7               | 5.5           | 2               | 98.4         |
| BUTLER              | 835                | 647            | 87.9          | 89              | 12.1          | 5               | 99.0         |
| CAPE GIRARDEAU      | 698                | 548            | 86.2          | 88              | 13.8          | 14              | 96.7         |
| CARTER              | 105                | 92             | 92.0          | 8               | 8.0           | 4               | 92.0         |
| CRAWFORD            | 353                | 273            | 88.3          | 36              | 11.7          | 1               | 98.7         |
| DENT                | 249                | 216            | 94.3          | 13              | 5.7           | 4               | 97.8         |
| DUNKLIN             | 924                | 765            | 92.1          | 66              | 7.9           | 9               | 97.6         |

TABLE 8.

FOOD STAMP APPLICATION CURRENCY  
AUGUST 2000

| COUNTY          | # APPS<br>RECEIVED | #<br>APPROVALS | %<br>APPROVED | #<br>REJECTIONS | %<br>REJECTED | #<br>DELINQUENT | %<br>CURRENT |
|-----------------|--------------------|----------------|---------------|-----------------|---------------|-----------------|--------------|
| HOWELL          | 668                | 490            | 89.3          | 59              | 10.7          | 9               | 97.8         |
| IRON            | 175                | 142            | 89.3          | 17              | 10.7          | 1               | 98.7         |
| MADISON         | 191                | 148            | 90.2          | 16              | 9.8           | 0               | 100.0        |
| MISSISSIPPI     | 456                | 394            | 93.6          | 27              | 6.4           | 0               | 99.0         |
| NEW MADRID      | 452                | 341            | 89.3          | 41              | 10.7          | 4               | 97.1         |
| OREGON          | 170                | 130            | 92.2          | 11              | 7.8           | 0               | 100.0        |
| PEMISCOT        | 602                | 469            | 90.0          | 52              | 10.0          | 4               | 96.9         |
| PERRY           | 161                | 133            | 88.1          | 18              | 11.9          | 2               | 95.4         |
| REYNOLDS        | 139                | 120            | 93.0          | 9               | 7.0           | 0               | 99.2         |
| RIPLEY          | 339                | 268            | 92.7          | 21              | 7.3           | 2               | 99.0         |
| ST FRANCOIS     | 876                | 702            | 88.1          | 95              | 11.9          | 18              | 96.4         |
| STE GENEVIEVE   | 107                | 100            | 90.1          | 11              | 9.9           | 2               | 97.3         |
| SCOTT           | 824                | 694            | 91.6          | 64              | 8.4           | 6               | 97.8         |
| SHANNON         | 171                | 150            | 91.5          | 14              | 8.5           | 2               | 97.0         |
| STODDARD        | 471                | 358            | 87.7          | 50              | 12.3          | 3               | 97.5         |
| WASHINGTON      | 523                | 428            | 93.0          | 32              | 7.0           | 8               | 97.4         |
| WAYNE           | 311                | 243            | 89.7          | 28              | 10.3          | 4               | 96.3         |
| TOTAL AREA 3    | 9,941              | 7,972          | 90.1          | 872             | 9.9           | 104             | 97.6         |
| AREA 4          |                    |                |               |                 |               |                 |              |
| BARRY           | 437                | 378            | 88.9          | 47              | 11.1          | 4               | 99.1         |
| BARTON          | 107                | 97             | 92.4          | 8               | 7.6           | 0               | 93.3         |
| BATES           | 197                | 151            | 86.8          | 23              | 13.2          | 0               | 99.4         |
| BENTON          | 287                | 221            | 89.1          | 27              | 10.9          | 0               | 100.0        |
| CAMDEN          | 352                | 267            | 86.7          | 41              | 13.3          | 3               | 96.8         |
| CEDAR           | 172                | 155            | 91.2          | 15              | 8.8           | 1               | 99.4         |
| CHRISTIAN       | 454                | 338            | 88.7          | 43              | 11.3          | 3               | 97.9         |
| DADE            | 75                 | 61             | 89.7          | 7               | 10.3          | 2               | 94.1         |
| DALLAS          | 213                | 176            | 91.2          | 17              | 8.8           | 0               | 99.5         |
| DOUGLAS         | 193                | 160            | 93.6          | 11              | 6.4           | 0               | 97.7         |
| GREENE          | 2,793              | 2,116          | 85.9          | 347             | 14.1          | 74              | 93.9         |
| HENRY           | 301                | 254            | 88.2          | 34              | 11.8          | 2               | 99.0         |
| HICKORY         | 125                | 101            | 89.4          | 12              | 10.6          | 1               | 98.2         |
| JASPER          | 1,506              | 1,105          | 88.0          | 151             | 12.0          | 27              | 95.8         |
| LACLEDE         | 501                | 370            | 82.8          | 77              | 17.2          | 2               | 97.8         |
| LAWRENCE        | 419                | 346            | 91.8          | 31              | 8.2           | 1               | 98.9         |
| MCDONALD        | 355                | 264            | 88.9          | 33              | 11.1          | 0               | 98.0         |
| MARIES          | 95                 | 88             | 91.7          | 8               | 8.3           | 0               | 99.0         |
| MILLER          | 311                | 222            | 86.4          | 35              | 13.6          | 1               | 95.3         |
| MONITEAU        | 59                 | 58             | 85.3          | 10              | 14.7          | 4               | 94.1         |
| MORGAN          | 218                | 165            | 89.2          | 20              | 10.8          | 0               | 98.9         |
| NEWTON          | 544                | 428            | 84.8          | 77              | 15.2          | 2               | 98.4         |
| OZARK           | 146                | 128            | 91.4          | 12              | 8.6           | 0               | 99.3         |
| PHELPS          | 534                | 386            | 88.3          | 51              | 11.7          | 5               | 97.9         |
| POLK            | 292                | 247            | 93.2          | 18              | 6.8           | 4               | 91.7         |
| PULASKI         | 442                | 343            | 86.6          | 53              | 13.4          | 8               | 97.5         |
| ST CLAIR        | 133                | 134            | 91.8          | 12              | 8.2           | 4               | 97.3         |
| STONE           | 322                | 236            | 83.4          | 47              | 16.6          | 7               | 96.5         |
| TANEY           | 448                | 308            | 76.6          | 94              | 23.4          | 2               | 98.0         |
| TEXAS           | 343                | 282            | 87.0          | 42              | 13.0          | 2               | 97.2         |
| VERNON          | 260                | 239            | 88.5          | 31              | 11.5          | 5               | 97.0         |
| WEBSTER         | 310                | 236            | 85.2          | 41              | 14.8          | 3               | 98.2         |
| WRIGHT          | 320                | 256            | 90.5          | 27              | 9.5           | 0               | 98.6         |
| TOTAL AREA 4    | 13,264             | 10,316         | 87.3          | 1,502           | 12.7          | 167             | 96.7         |
| AREA 5          |                    |                |               |                 |               |                 |              |
| JACKSON         | 8,292              | 6,532          | 87.5          | 937             | 12.5          | 562             | 87.3         |
| TOTAL AREA 5    | 8,292              | 6,532          | 87.5          | 937             | 12.5          | 562             | 87.3         |
| AREA 6          |                    |                |               |                 |               |                 |              |
| ST LOUIS CITY   | 11,002             | 9,213          | 93.0          | 696             | 7.0           | 238             | 90.3         |
| TOTAL AREA 6    | 11,002             | 9,213          | 93.0          | 696             | 7.0           | 238             | 90.3         |
| AREA 7          |                    |                |               |                 |               |                 |              |
| ST LOUIS COUNTY | 6,968              | 5,332          | 86.6          | 826             | 13.4          | 111             | 92.6         |
| TOTAL AREA 7    | 6,968              | 5,332          | 86.6          | 826             | 13.4          | 111             | 92.6         |
| STATEWIDE       | 63,977             | 50,538         | 88.2          | 6,745           | 11.8          | 1,403           | 94.0         |

TABLE 9.

FOOD STAMP EXPEDITED SERVICE APPLICATION CURRENCY  
AUGUST 2000

| COUNTY              | # CASES<br>EXPEDITED | #<br>TIMELY  | # NOT<br>TIMELY | %<br>TIMELY |
|---------------------|----------------------|--------------|-----------------|-------------|
| <b>AREA 1</b>       |                      |              |                 |             |
| ANDREW              | 19                   | 19           | 0               | 100.0       |
| ATCHISON            | 7                    | 7            | 0               | 100.0       |
| BUCHANAN            | 315                  | 300          | 15              | 95.2        |
| CALDWELL            | 22                   | 22           | 0               | 100.0       |
| CARROLL             | 18                   | 18           | 0               | 100.0       |
| CASS                | 122                  | 115          | 7               | 94.3        |
| CHARITON            | 7                    | 6            | 1               | 85.7        |
| CLAY                | 232                  | 221          | 11              | 95.3        |
| CLINTON             | 31                   | 31           | 0               | 100.0       |
| COOPER              | 22                   | 22           | 0               | 100.0       |
| DAVIESS             | 21                   | 20           | 1               | 95.2        |
| DE KALB             | 14                   | 13           | 1               | 92.9        |
| GENTRY              | 4                    | 3            | 1               | 75.0        |
| GRUNDY              | 29                   | 28           | 1               | 96.6        |
| HARRISON            | 19                   | 19           | 0               | 100.0       |
| HOLT                | 3                    | 2            | 1               | 66.7        |
| HOWARD              | 17                   | 16           | 1               | 94.1        |
| JOHNSON             | 141                  | 135          | 6               | 95.7        |
| LAFAYETTE           | 85                   | 81           | 4               | 95.3        |
| LINN                | 41                   | 40           | 1               | 97.6        |
| LIVINGSTON          | 33                   | 33           | 0               | 100.0       |
| MERCER              | 8                    | 8            | 0               | 100.0       |
| NODAWAY             | 13                   | 13           | 0               | 100.0       |
| PETTIS              | 128                  | 116          | 12              | 90.6        |
| PLATTE              | 70                   | 66           | 4               | 94.3        |
| PUTNAM              | 16                   | 16           | 0               | 100.0       |
| RANDOLPH            | 92                   | 87           | 5               | 94.6        |
| RAY                 | 38                   | 35           | 3               | 92.1        |
| SALINE              | 55                   | 54           | 1               | 98.2        |
| SULLIVAN            | 26                   | 23           | 3               | 88.5        |
| WORTH               | 3                    | 3            | 0               | 100.0       |
| <b>TOTAL AREA 1</b> | <b>1,651</b>         | <b>1,572</b> | <b>79</b>       | <b>95.2</b> |
| <b>AREA 2</b>       |                      |              |                 |             |
| ADAIR               | 60                   | 56           | 4               | 93.3        |
| AUDRAIN             | 61                   | 61           | 0               | 100.0       |
| BOONE               | 548                  | 511          | 37              | 93.2        |
| CALLAWAY            | 84                   | 76           | 8               | 90.5        |
| CLARK               | 12                   | 11           | 1               | 91.7        |
| COLE                | 162                  | 150          | 12              | 92.6        |
| FRANKLIN            | 178                  | 169          | 9               | 94.9        |
| GASCONADE           | 23                   | 23           | 0               | 100.0       |
| JEFFERSON           | 438                  | 416          | 22              | 95.0        |
| KNOX                | 5                    | 5            | 0               | 100.0       |
| LEWIS               | 23                   | 23           | 0               | 100.0       |
| LINCOLN             | 125                  | 118          | 7               | 94.4        |
| MACON               | 46                   | 44           | 2               | 95.7        |
| MARION              | 90                   | 89           | 1               | 98.9        |
| MONROE              | 10                   | 8            | 2               | 80.0        |
| MONTGOMERY          | 35                   | 32           | 3               | 91.4        |
| OSAGE               | 7                    | 7            | 0               | 100.0       |
| PIKE                | 48                   | 45           | 3               | 93.8        |
| RALLS               | 16                   | 15           | 1               | 93.8        |
| ST CHARLES          | 315                  | 300          | 15              | 95.2        |
| SCHUYLER            | 8                    | 8            | 0               | 100.0       |
| SCOTLAND            | 12                   | 12           | 0               | 100.0       |
| SHELBY              | 12                   | 11           | 1               | 91.7        |
| WARREN              | 54                   | 52           | 2               | 96.3        |
| <b>TOTAL AREA 2</b> | <b>2,372</b>         | <b>2,242</b> | <b>130</b>      | <b>94.5</b> |
| <b>AREA 3</b>       |                      |              |                 |             |
| BOLLINGER           | 35                   | 33           | 2               | 94.3        |
| BUTLER              | 201                  | 196          | 5               | 97.5        |
| CAPE GIRARDEAU      | 181                  | 175          | 6               | 96.7        |
| CARTER              | 18                   | 16           | 2               | 88.9        |
| CRAWFORD            | 100                  | 95           | 5               | 95.0        |
| DENT                | 54                   | 52           | 2               | 96.3        |
| DUNKLIN             | 253                  | 239          | 14              | 94.5        |

TABLE 9.

FOOD STAMP EXPEDITED SERVICE APPLICATION CURRENCY  
AUGUST 2000

| COUNTY          | # CASES<br>EXPEDITED | #<br>TIMELY | # NOT<br>TIMELY | %<br>TIMELY |
|-----------------|----------------------|-------------|-----------------|-------------|
| HOWELL          | 154                  | 146         | 8               | 94.8        |
| IRON            | 47                   | 44          | 3               | 93.6        |
| MADISON         | 61                   | 57          | 4               | 93.4        |
| MISSISSIPPI     | 142                  | 137         | 5               | 96.5        |
| NEW MADRID      | 104                  | 96          | 8               | 92.3        |
| OREGON          | 37                   | 36          | 1               | 97.3        |
| PEMISCOT        | 153                  | 147         | 6               | 96.1        |
| PERRY           | 54                   | 51          | 3               | 94.4        |
| REYNOLDS        | 40                   | 38          | 2               | 95.0        |
| RIPLEY          | 79                   | 72          | 7               | 91.1        |
| ST FRANCOIS     | 236                  | 224         | 12              | 94.9        |
| STE GENEVIEVE   | 29                   | 28          | 1               | 96.6        |
| SCOTT           | 220                  | 212         | 8               | 96.4        |
| SHANNON         | 44                   | 43          | 1               | 97.7        |
| STODDARD        | 110                  | 100         | 10              | 90.9        |
| WASHINGTON      | 170                  | 166         | 4               | 97.6        |
| WAYNE           | 89                   | 87          | 2               | 97.8        |
| TOTAL AREA 3    | 2,611                | 2,490       | 121             | 95.4        |
| AREA 4          |                      |             |                 |             |
| BARRY           | 96                   | 94          | 2               | 97.9        |
| BARTON          | 28                   | 26          | 2               | 92.9        |
| BATES           | 48                   | 45          | 3               | 93.8        |
| BENTON          | 83                   | 78          | 5               | 94.0        |
| CAMDEN          | 103                  | 99          | 4               | 96.1        |
| CEDAR           | 48                   | 46          | 2               | 95.8        |
| CHRISTIAN       | 114                  | 107         | 7               | 93.9        |
| DADE            | 17                   | 16          | 1               | 94.1        |
| DALLAS          | 40                   | 37          | 3               | 92.5        |
| DOUGLAS         | 39                   | 36          | 3               | 92.3        |
| GREENE          | 877                  | 823         | 54              | 93.8        |
| HENRY           | 75                   | 71          | 4               | 94.7        |
| HICKORY         | 33                   | 29          | 4               | 87.9        |
| JASPER          | 402                  | 372         | 30              | 92.5        |
| LACLEDE         | 116                  | 107         | 9               | 92.2        |
| LAWRENCE        | 114                  | 109         | 5               | 95.6        |
| MCDONALD        | 111                  | 103         | 8               | 92.8        |
| MARIES          | 23                   | 22          | 1               | 95.7        |
| MILLER          | 91                   | 87          | 4               | 95.6        |
| MONITEAU        | 20                   | 19          | 1               | 95.0        |
| MORGAN          | 40                   | 40          | 0               | 100.0       |
| NEWTON          | 142                  | 133         | 9               | 93.7        |
| OZARK           | 37                   | 35          | 2               | 94.6        |
| PHELPS          | 119                  | 117         | 2               | 98.3        |
| POLK            | 79                   | 74          | 5               | 93.7        |
| PULASKI         | 129                  | 122         | 7               | 94.6        |
| ST CLAIR        | 32                   | 32          | 0               | 100.0       |
| STONE           | 97                   | 92          | 5               | 94.8        |
| TANEY           | 148                  | 137         | 11              | 92.6        |
| TEXAS           | 79                   | 76          | 3               | 96.2        |
| VERNON          | 63                   | 60          | 3               | 95.2        |
| WEBSTER         | 75                   | 72          | 3               | 96.0        |
| WRIGHT          | 70                   | 66          | 4               | 94.3        |
| TOTAL AREA 4    | 3,588                | 3,382       | 206             | 94.3        |
| AREA 5          |                      |             |                 |             |
| JACKSON         | 2,602                | 2,385       | 217             | 91.7        |
| TOTAL AREA 5    | 2,602                | 2,385       | 217             | 91.7        |
| AREA 6          |                      |             |                 |             |
| ST LOUIS CITY   | 4,201                | 3,895       | 306             | 92.7        |
| TOTAL AREA 6    | 4,201                | 3,895       | 306             | 92.7        |
| AREA 7          |                      |             |                 |             |
| ST LOUIS COUNTY | 2,016                | 1,887       | 129             | 93.6        |
| TOTAL AREA 7    | 2,016                | 1,887       | 129             | 93.6        |
| STATEWIDE       | 19,041               | 17,853      | 1,188           | 93.8        |



FIGURE 5. TEMPORARY ASSISTANCE CASELOAD

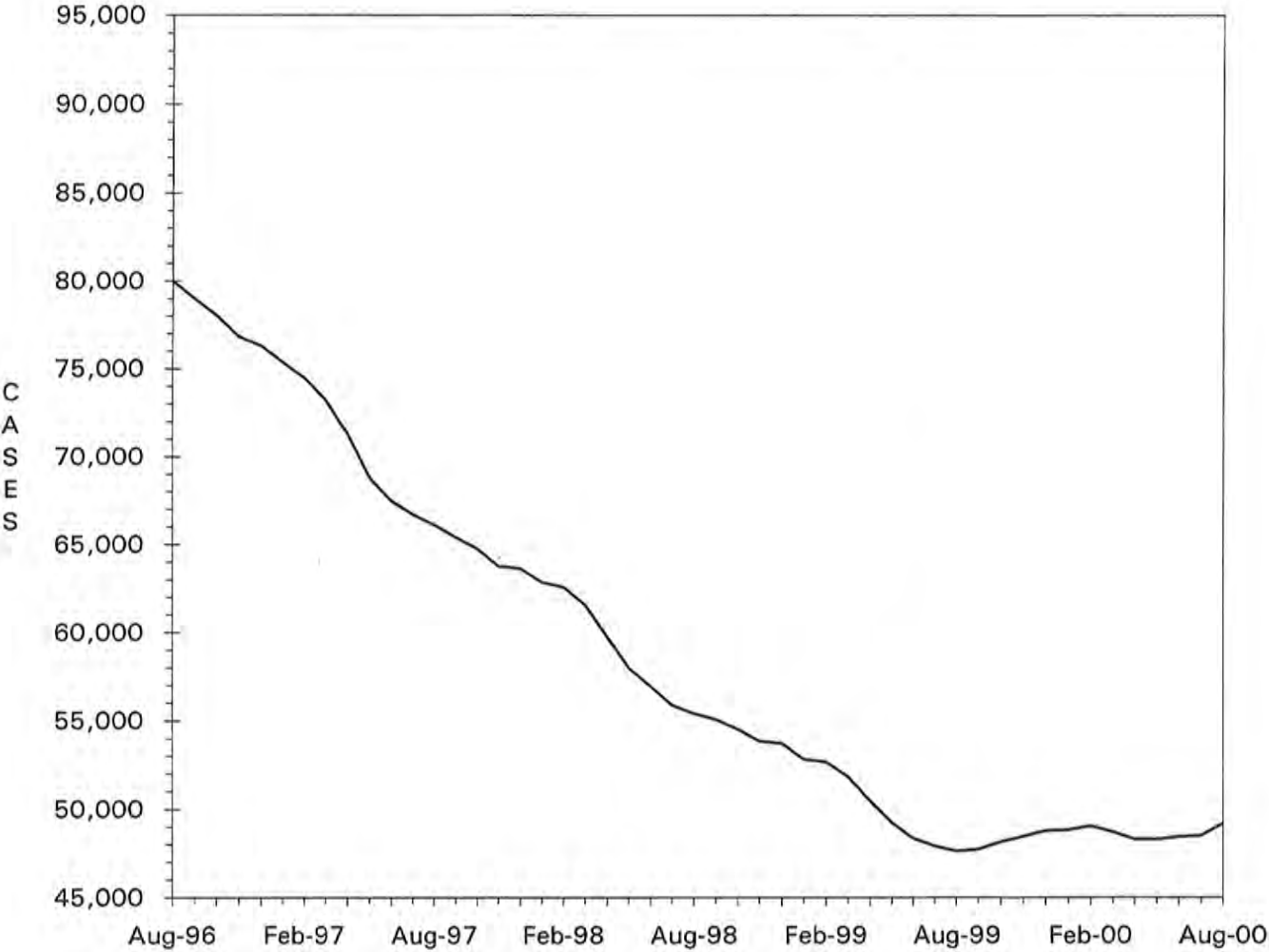




TABLE 10.

TEMPORARY ASSISTANCE CASH AND UP  
TOTAL CASES AND REINVESTIGATIONS  
AUGUST 2000

| COUNTY              | #<br>CASES   | #<br>REINVEST<br>COMPLETED | #<br>DELIN-<br>QUENT | %<br>DELIN-<br>QUENT |
|---------------------|--------------|----------------------------|----------------------|----------------------|
| <b>AREA 1</b>       |              |                            |                      |                      |
| ANDREW              | 43           | 4                          | 8                    | 18.6                 |
| ATCHISON            | 17           | 1                          | 5                    | 29.4                 |
| BUCHANAN            | 570          | 64                         | 126                  | 22.1                 |
| CALDWELL            | 31           | 4                          | 4                    | 12.9                 |
| CARROLL             | 32           | 0                          | 14                   | 43.8                 |
| CASS                | 234          | 34                         | 47                   | 20.1                 |
| CHARITON            | 25           | 5                          | 0                    | 0.0                  |
| CLAY                | 435          | 57                         | 38                   | 8.7                  |
| CLINTON             | 50           | 2                          | 13                   | 26.0                 |
| COOPER              | 45           | 0                          | 21                   | 46.7                 |
| DAVISS              | 21           | 5                          | 2                    | 9.5                  |
| DE KALB             | 43           | 0                          | 10                   | 23.3                 |
| GENTRY              | 6            | 1                          | 0                    | 0.0                  |
| GRUNDY              | 39           | 1                          | 14                   | 35.9                 |
| HARRISON            | 30           | 5                          | 7                    | 23.3                 |
| HOLT                | 11           | 0                          | 3                    | 27.3                 |
| HOWARD              | 43           | 3                          | 19                   | 44.2                 |
| JOHNSON             | 176          | 14                         | 41                   | 23.3                 |
| LAFAYETTE           | 131          | 5                          | 51                   | 38.9                 |
| LINN                | 79           | 7                          | 14                   | 17.7                 |
| LIVINGSTON          | 47           | 4                          | 7                    | 14.9                 |
| MERCER              | 15           | 1                          | 0                    | 0.0                  |
| NODAWAY             | 33           | 4                          | 6                    | 18.2                 |
| PETTIS              | 240          | 32                         | 32                   | 13.3                 |
| PLATTE              | 122          | 12                         | 19                   | 15.6                 |
| PUTNAM              | 30           | 0                          | 6                    | 20.0                 |
| RANDOLPH            | 152          | 34                         | 46                   | 30.3                 |
| RAY                 | 92           | 9                          | 5                    | 5.4                  |
| SALINE              | 131          | 13                         | 29                   | 22.1                 |
| SULLIVAN            | 32           | 1                          | 13                   | 40.6                 |
| WORTH               | 4            | 2                          | 0                    | 0.0                  |
| <b>TOTAL AREA 1</b> | <b>2,959</b> | <b>324</b>                 | <b>600</b>           | <b>20.3</b>          |
| <b>AREA 2</b>       |              |                            |                      |                      |
| ADAIR               | 93           | 10                         | 18                   | 19.4                 |
| AUDRAIN             | 155          | 6                          | 48                   | 31.0                 |
| BOONE               | 891          | 58                         | 330                  | 37.0                 |
| CALLAWAY            | 230          | 10                         | 105                  | 45.7                 |
| CLARK               | 37           | 3                          | 5                    | 13.5                 |
| COLE                | 287          | 33                         | 40                   | 13.9                 |
| FRANKLIN            | 301          | 34                         | 35                   | 11.6                 |
| GASCONADE           | 42           | 2                          | 5                    | 11.9                 |
| JEFFERSON           | 716          | 88                         | 152                  | 21.2                 |
| KNOX                | 9            | 2                          | 3                    | 33.3                 |
| LEWIS               | 41           | 3                          | 17                   | 41.5                 |
| LINCOLN             | 227          | 11                         | 102                  | 44.9                 |
| MACON               | 76           | 3                          | 34                   | 44.7                 |
| MARION              | 225          | 6                          | 91                   | 40.4                 |
| MONROE              | 28           | 2                          | 19                   | 67.9                 |
| MONTGOMERY          | 56           | 6                          | 13                   | 23.2                 |
| OSAGE               | 35           | 1                          | 21                   | 60.0                 |
| PIKE                | 97           | 17                         | 27                   | 27.8                 |
| RALLS               | 35           | 4                          | 1                    | 2.9                  |
| ST CHARLES          | 706          | 65                         | 129                  | 18.3                 |
| SCHUYLER            | 19           | 0                          | 6                    | 31.6                 |
| SCOTLAND            | 6            | 4                          | 0                    | 0.0                  |
| SHELBY              | 30           | 3                          | 9                    | 30.0                 |
| WARREN              | 109          | 23                         | 10                   | 9.2                  |
| <b>TOTAL AREA 2</b> | <b>4,451</b> | <b>394</b>                 | <b>1,220</b>         | <b>27.4</b>          |
| <b>AREA 3</b>       |              |                            |                      |                      |
| BOLLINGER           | 44           | 7                          | 11                   | 25.0                 |
| BUTLER              | 443          | 69                         | 8                    | 1.8                  |
| CAPE GIRARDEAU      | 406          | 27                         | 39                   | 9.6                  |
| CARTER              | 46           | 4                          | 1                    | 2.2                  |
| CRAWFORD            | 205          | 22                         | 7                    | 3.4                  |
| DENT                | 115          | 24                         | 1                    | 0.9                  |
| DUNKLIN             | 689          | 61                         | 266                  | 38.6                 |

TABLE 10.  
 TEMPORARY ASSISTANCE CASH AND UP  
 TOTAL CASES AND REINVESTIGATIONS  
 AUGUST 2000

| COUNTY          | #<br>CASES | #<br>REINVEST<br>COMPLETED | #<br>DELIN-<br>QUENT | %<br>DELIN-<br>QUENT |
|-----------------|------------|----------------------------|----------------------|----------------------|
| HOWELL          | 325        | 41                         | 7                    | 2.2                  |
| IRON            | 99         | 14                         | 8                    | 8.1                  |
| MADISON         | 69         | 14                         | 0                    | 0.0                  |
| MISSISSIPPI     | 419        | 39                         | 128                  | 30.5                 |
| NEW MADRID      | 330        | 33                         | 76                   | 23.0                 |
| OREGON          | 97         | 19                         | 1                    | 1.0                  |
| PEMISCOT        | 551        | 41                         | 91                   | 16.5                 |
| PERRY           | 64         | 1                          | 17                   | 26.6                 |
| REYNOLDS        | 66         | 10                         | 2                    | 3.0                  |
| RIPLEY          | 152        | 16                         | 9                    | 5.9                  |
| ST FRANCOIS     | 503        | 96                         | 17                   | 3.4                  |
| STE GENEVIEVE   | 61         | 8                          | 13                   | 21.3                 |
| SCOTT           | 593        | 71                         | 61                   | 10.3                 |
| SHANNON         | 68         | 5                          | 2                    | 2.9                  |
| STODDARD        | 214        | 29                         | 14                   | 6.5                  |
| WASHINGTON      | 308        | 50                         | 26                   | 8.4                  |
| WAYNE           | 144        | 15                         | 0                    | 0.0                  |
| TOTAL AREA 3    | 6,011      | 716                        | 805                  | 13.4                 |
| AREA 4          |            |                            |                      |                      |
| BARRY           | 237        | 19                         | 57                   | 24.1                 |
| BARTON          | 89         | 8                          | 22                   | 24.7                 |
| BATES           | 63         | 7                          | 1                    | 1.6                  |
| BENTON          | 150        | 14                         | 52                   | 34.7                 |
| CAMDEN          | 132        | 8                          | 25                   | 18.9                 |
| CEDAR           | 85         | 5                          | 13                   | 15.3                 |
| CHRISTIAN       | 177        | 6                          | 76                   | 42.9                 |
| DADE            | 28         | 1                          | 3                    | 10.7                 |
| DALLAS          | 135        | 22                         | 32                   | 23.7                 |
| DOUGLAS         | 87         | 15                         | 5                    | 5.7                  |
| GREENE          | 1,279      | 88                         | 411                  | 32.1                 |
| HENRY           | 181        | 30                         | 13                   | 7.2                  |
| HICKORY         | 47         | 6                          | 15                   | 31.9                 |
| JASPER          | 681        | 41                         | 257                  | 37.7                 |
| LACLEDE         | 266        | 27                         | 70                   | 26.3                 |
| LAWRENCE        | 235        | 15                         | 73                   | 31.1                 |
| MCDONALD        | 150        | 3                          | 62                   | 41.3                 |
| MARIES          | 58         | 3                          | 28                   | 48.3                 |
| MILLER          | 174        | 19                         | 32                   | 18.4                 |
| MONITEAU        | 49         | 0                          | 21                   | 42.9                 |
| MORGAN          | 80         | 11                         | 20                   | 25.0                 |
| NEWTON          | 265        | 30                         | 41                   | 15.5                 |
| OZARK           | 59         | 9                          | 0                    | 0.0                  |
| PHELPS          | 244        | 26                         | 39                   | 16.0                 |
| POLK            | 134        | 15                         | 8                    | 6.0                  |
| PULASKI         | 199        | 18                         | 5                    | 2.5                  |
| ST CLAIR        | 75         | 11                         | 3                    | 4.0                  |
| STONE           | 139        | 7                          | 84                   | 60.4                 |
| TANEY           | 128        | 5                          | 55                   | 43.0                 |
| TEXAS           | 207        | 28                         | 7                    | 3.4                  |
| VERNON          | 146        | 11                         | 21                   | 14.4                 |
| WEBSTER         | 92         | 5                          | 19                   | 20.7                 |
| WRIGHT          | 178        | 26                         | 6                    | 3.4                  |
| TOTAL AREA 4    | 6,249      | 539                        | 1,576                | 25.2                 |
| AREA 5          |            |                            |                      |                      |
| JACKSON         | 8,155      | 448                        | 3,247                | 39.8                 |
| TOTAL AREA 5    | 8,155      | 448                        | 3,247                | 39.8                 |
| AREA 6          |            |                            |                      |                      |
| ST LOUIS CITY   | 12,390     | 866                        | 5,591                | 45.1                 |
| TOTAL AREA 6    | 12,390     | 866                        | 5,591                | 45.1                 |
| AREA 7          |            |                            |                      |                      |
| ST LOUIS COUNTY | 7,288      | 648                        | 3,124                | 42.9                 |
| TOTAL AREA 7    | 7,288      | 648                        | 3,124                | 42.9                 |
| STATEWIDE       | 47,503     | 3,935                      | 16,163               | 34.0                 |

TABLE 11.

TEMPORARY ASSISTANCE APPLICATIONS  
AUGUST 2000

| COUNTY         | #<br>REC'D | #<br>APPR | #<br>REJ | %<br>REJ | TOTAL<br>RESOLVED | -----APPLICATION RESOLUTION----- |           |           |            |             |               |  |
|----------------|------------|-----------|----------|----------|-------------------|----------------------------------|-----------|-----------|------------|-------------|---------------|--|
|                |            |           |          |          |                   | UNDER<br>31                      | 31-<br>45 | 46-<br>90 | 91-<br>105 | OVER<br>105 | % >45<br>DAYS |  |
| AREA 1         |            |           |          |          |                   |                                  |           |           |            |             |               |  |
| ANDREW         | 9          | 3         | 6        | 66.7     | 9                 | 8                                | 1         | 0         | 0          | 0           | 0.0           |  |
| ATCHISON       | 5          | 3         | 5        | 62.5     | 8                 | 8                                | 0         | 0         | 0          | 0           | 0.0           |  |
| BUCHANAN       | 109        | 85        | 27       | 24.1     | 112               | 110                              | 2         | 0         | 0          | 0           | 0.0           |  |
| CALDWELL       | 5          | 2         | 0        | 0.0      | 2                 | 2                                | 0         | 0         | 0          | 0           | 0.0           |  |
| CARROLL        | 14         | 9         | 4        | 30.8     | 13                | 13                               | 0         | 0         | 0          | 0           | 0.0           |  |
| CASS           | 38         | 32        | 15       | 31.9     | 47                | 47                               | 0         | 0         | 0          | 0           | 0.0           |  |
| CHARITON       | 5          | 5         | 2        | 28.6     | 7                 | 6                                | 0         | 1         | 0          | 0           | 14.3          |  |
| CLAY           | 87         | 81        | 24       | 22.9     | 105               | 99                               | 4         | 2         | 0          | 0           | 1.9           |  |
| CLINTON        | 19         | 10        | 4        | 28.6     | 14                | 14                               | 0         | 0         | 0          | 0           | 0.0           |  |
| COOPER         | 10         | 8         | 3        | 27.3     | 11                | 11                               | 0         | 0         | 0          | 0           | 0.0           |  |
| DAVISS         | 9          | 11        | 1        | 8.3      | 12                | 12                               | 0         | 0         | 0          | 0           | 0.0           |  |
| DE KALB        | 10         | 6         | 1        | 14.3     | 7                 | 7                                | 0         | 0         | 0          | 0           | 0.0           |  |
| GENTRY         | 0          | 0         | 0        | 0.0      | 0                 | 0                                | 0         | 0         | 0          | 0           | 0.0           |  |
| GRUNDY         | 9          | 6         | 6        | 50.0     | 12                | 11                               | 0         | 1         | 0          | 0           | 8.3           |  |
| HARRISON       | 9          | 8         | 0        | 0.0      | 8                 | 8                                | 0         | 0         | 0          | 0           | 0.0           |  |
| HOLT           | 3          | 1         | 2        | 66.7     | 3                 | 3                                | 0         | 0         | 0          | 0           | 0.0           |  |
| HOWARD         | 8          | 5         | 2        | 28.6     | 7                 | 7                                | 0         | 0         | 0          | 0           | 0.0           |  |
| JOHNSON        | 55         | 33        | 23       | 41.1     | 56                | 55                               | 0         | 1         | 0          | 0           | 1.8           |  |
| LAFAYETTE      | 34         | 22        | 8        | 26.7     | 30                | 30                               | 0         | 0         | 0          | 0           | 0.0           |  |
| LINN           | 20         | 21        | 5        | 19.2     | 26                | 26                               | 0         | 0         | 0          | 0           | 0.0           |  |
| LIVINGSTON     | 19         | 13        | 4        | 23.5     | 17                | 17                               | 0         | 0         | 0          | 0           | 0.0           |  |
| MERCER         | 5          | 4         | 1        | 20.0     | 5                 | 5                                | 0         | 0         | 0          | 0           | 0.0           |  |
| NODAWAY        | 8          | 9         | 0        | 0.0      | 9                 | 9                                | 0         | 0         | 0          | 0           | 0.0           |  |
| PETTIS         | 81         | 54        | 31       | 36.5     | 85                | 76                               | 6         | 1         | 1          | 1           | 3.5           |  |
| PLATTE         | 29         | 30        | 7        | 18.9     | 37                | 33                               | 3         | 1         | 0          | 0           | 2.7           |  |
| PUTNAM         | 4          | 5         | 1        | 16.7     | 6                 | 6                                | 0         | 0         | 0          | 0           | 0.0           |  |
| RANDOLPH       | 41         | 23        | 21       | 47.7     | 44                | 43                               | 1         | 0         | 0          | 0           | 0.0           |  |
| RAY            | 24         | 17        | 8        | 32.0     | 25                | 25                               | 0         | 0         | 0          | 0           | 0.0           |  |
| SALINE         | 26         | 20        | 6        | 23.1     | 26                | 24                               | 1         | 0         | 0          | 1           | 3.8           |  |
| SULLIVAN       | 10         | 8         | 2        | 20.0     | 10                | 10                               | 0         | 0         | 0          | 0           | 0.0           |  |
| WORTH          | 2          | 1         | 0        | 0.0      | 1                 | 1                                | 0         | 0         | 0          | 0           | 0.0           |  |
| TOTAL AREA 1   | 707        | 535       | 219      | 29.0     | 754               | 726                              | 18        | 7         | 1          | 2           | 1.3           |  |
| AREA 2         |            |           |          |          |                   |                                  |           |           |            |             |               |  |
| ADAIR          | 13         | 11        | 1        | 8.3      | 12                | 12                               | 0         | 0         | 0          | 0           | 0.0           |  |
| AUDRAIN        | 24         | 13        | 9        | 40.9     | 22                | 17                               | 2         | 3         | 0          | 0           | 13.6          |  |
| BOONE          | 129        | 101       | 33       | 24.6     | 134               | 127                              | 5         | 2         | 0          | 0           | 1.5           |  |
| CALLAWAY       | 26         | 31        | 9        | 22.5     | 40                | 37                               | 3         | 0         | 0          | 0           | 0.0           |  |
| CLARK          | 5          | 5         | 0        | 0.0      | 5                 | 5                                | 0         | 0         | 0          | 0           | 0.0           |  |
| COLE           | 51         | 40        | 24       | 37.5     | 64                | 58                               | 4         | 2         | 0          | 0           | 3.1           |  |
| FRANKLIN       | 83         | 69        | 8        | 10.4     | 77                | 75                               | 2         | 0         | 0          | 0           | 0.0           |  |
| GASCONADE      | 18         | 16        | 5        | 23.8     | 21                | 21                               | 0         | 0         | 0          | 0           | 0.0           |  |
| JEFFERSON      | 171        | 121       | 72       | 37.3     | 193               | 183                              | 6         | 4         | 0          | 0           | 2.1           |  |
| KNOX           | 0          | 1         | 0        | 0.0      | 1                 | 1                                | 0         | 0         | 0          | 0           | 0.0           |  |
| LEWIS          | 7          | 6         | 3        | 33.3     | 9                 | 9                                | 0         | 0         | 0          | 0           | 0.0           |  |
| LINCOLN        | 60         | 41        | 13       | 24.1     | 54                | 54                               | 0         | 0         | 0          | 0           | 0.0           |  |
| MACON          | 13         | 9         | 1        | 10.0     | 10                | 10                               | 0         | 0         | 0          | 0           | 0.0           |  |
| MARION         | 43         | 30        | 7        | 18.9     | 37                | 35                               | 2         | 0         | 0          | 0           | 0.0           |  |
| MONROE         | 8          | 1         | 4        | 80.0     | 5                 | 4                                | 1         | 0         | 0          | 0           | 0.0           |  |
| MONTGOMERY     | 15         | 12        | 4        | 25.0     | 16                | 16                               | 0         | 0         | 0          | 0           | 0.0           |  |
| OSAGE          | 1          | 0         | 0        | 0.0      | 0                 | 0                                | 0         | 0         | 0          | 0           | 0.0           |  |
| PIKE           | 19         | 14        | 5        | 26.3     | 19                | 19                               | 0         | 0         | 0          | 0           | 0.0           |  |
| RALLS          | 3          | 4         | 0        | 0.0      | 4                 | 4                                | 0         | 0         | 0          | 0           | 0.0           |  |
| ST CHARLES     | 104        | 78        | 22       | 22.0     | 100               | 94                               | 5         | 1         | 0          | 0           | 1.0           |  |
| SCHUYLER       | 3          | 3         | 3        | 50.0     | 6                 | 6                                | 0         | 0         | 0          | 0           | 0.0           |  |
| SCOTLAND       | 8          | 1         | 4        | 80.0     | 5                 | 5                                | 0         | 0         | 0          | 0           | 0.0           |  |
| SHELBY         | 9          | 3         | 1        | 25.0     | 4                 | 4                                | 0         | 0         | 0          | 0           | 0.0           |  |
| WARREN         | 13         | 11        | 9        | 45.0     | 20                | 20                               | 0         | 0         | 0          | 0           | 0.0           |  |
| TOTAL AREA 2   | 826        | 621       | 237      | 27.6     | 858               | 816                              | 30        | 12        | 0          | 0           | 1.4           |  |
| AREA 3         |            |           |          |          |                   |                                  |           |           |            |             |               |  |
| BOLLINGER      | 13         | 8         | 0        | 0.0      | 8                 | 7                                | 1         | 0         | 0          | 0           | 0.0           |  |
| BUTLER         | 77         | 62        | 17       | 21.5     | 79                | 77                               | 1         | 1         | 0          | 0           | 1.3           |  |
| CAPE GIRARDEAU | 83         | 53        | 33       | 38.4     | 86                | 80                               | 4         | 2         | 0          | 0           | 2.3           |  |
| CARTER         | 12         | 8         | 4        | 33.3     | 12                | 12                               | 0         | 0         | 0          | 0           | 0.0           |  |
| CRAWFORD       | 55         | 25        | 21       | 45.7     | 46                | 46                               | 0         | 0         | 0          | 0           | 0.0           |  |
| DENT           | 19         | 18        | 7        | 28.0     | 25                | 25                               | 0         | 0         | 0          | 0           | 0.0           |  |
| DUNKLIN        | 96         | 83        | 30       | 26.5     | 113               | 110                              | 2         | 1         | 0          | 0           | 0.9           |  |

TABLE 11.

TEMPORARY ASSISTANCE APPLICATIONS  
AUGUST 2000

| COUNTY          | #<br>REC'D | #<br>APPR | #<br>REJ | %<br>REJ | TOTAL<br>RESOLVED | -----APPLICATION RESOLUTION----- |           |           |            |             |               |
|-----------------|------------|-----------|----------|----------|-------------------|----------------------------------|-----------|-----------|------------|-------------|---------------|
|                 |            |           |          |          |                   | UNDER<br>31                      | 31-<br>45 | 46-<br>90 | 91-<br>105 | OVER<br>105 | % >45<br>DAYS |
| HOWELL          | 92         | 59        | 20       | 25.3     | 79                | 76                               | 3         | 0         | 0          | 0           | 0.0           |
| IRON            | 8          | 9         | 3        | 25.0     | 12                | 12                               | 0         | 0         | 0          | 0           | 0.0           |
| MADISON         | 17         | 13        | 4        | 23.5     | 17                | 16                               | 0         | 0         | 0          | 1           | 5.9           |
| MISSISSIPPI     | 41         | 24        | 10       | 29.4     | 34                | 33                               | 1         | 0         | 0          | 0           | 0.0           |
| NEW MADRID      | 44         | 36        | 5        | 12.2     | 41                | 40                               | 1         | 0         | 0          | 0           | 0.0           |
| OREGON          | 22         | 17        | 2        | 10.5     | 19                | 18                               | 1         | 0         | 0          | 0           | 0.0           |
| PEMISCOT        | 86         | 53        | 32       | 37.6     | 85                | 84                               | 1         | 0         | 0          | 0           | 0.0           |
| PERRY           | 12         | 8         | 2        | 20.0     | 10                | 10                               | 0         | 0         | 0          | 0           | 0.0           |
| REYNOLDS        | 11         | 9         | 4        | 30.8     | 13                | 13                               | 0         | 0         | 0          | 0           | 0.0           |
| RIPLEY          | 29         | 20        | 8        | 28.6     | 28                | 28                               | 0         | 0         | 0          | 0           | 0.0           |
| ST FRANCOIS     | 113        | 67        | 28       | 29.5     | 95                | 87                               | 7         | 1         | 0          | 0           | 1.1           |
| STE GENEVIEVE   | 18         | 9         | 6        | 40.0     | 15                | 15                               | 0         | 0         | 0          | 0           | 0.0           |
| SCOTT           | 85         | 68        | 25       | 26.9     | 93                | 91                               | 2         | 0         | 0          | 0           | 0.0           |
| SHANNON         | 18         | 11        | 11       | 50.0     | 22                | 18                               | 3         | 1         | 0          | 0           | 4.5           |
| STODDARD        | 49         | 33        | 9        | 21.4     | 42                | 42                               | 0         | 0         | 0          | 0           | 0.0           |
| WASHINGTON      | 60         | 54        | 11       | 16.9     | 65                | 60                               | 2         | 3         | 0          | 0           | 4.6           |
| WAYNE           | 16         | 13        | 5        | 27.8     | 18                | 18                               | 0         | 0         | 0          | 0           | 0.0           |
| TOTAL AREA 3    | 1,076      | 760       | 297      | 28.1     | 1,057             | 1,018                            | 29        | 9         | 0          | 1           | 0.9           |
| AREA 4          |            |           |          |          |                   |                                  |           |           |            |             |               |
| BARRY           | 43         | 38        | 4        | 9.5      | 42                | 42                               | 0         | 0         | 0          | 0           | 0.0           |
| BARTON          | 10         | 9         | 3        | 25.0     | 12                | 10                               | 2         | 0         | 0          | 0           | 0.0           |
| BATES           | 39         | 22        | 12       | 35.3     | 34                | 33                               | 1         | 0         | 0          | 0           | 0.0           |
| BENTON          | 25         | 25        | 3        | 10.7     | 28                | 27                               | 1         | 0         | 0          | 0           | 0.0           |
| CAMDEN          | 38         | 34        | 15       | 30.6     | 49                | 42                               | 5         | 2         | 0          | 0           | 4.1           |
| CEDAR           | 16         | 17        | 1        | 5.6      | 18                | 16                               | 2         | 0         | 0          | 0           | 0.0           |
| CHRISTIAN       | 71         | 20        | 28       | 58.3     | 48                | 44                               | 4         | 0         | 0          | 0           | 0.0           |
| DADE            | 6          | 3         | 1        | 25.0     | 4                 | 4                                | 0         | 0         | 0          | 0           | 0.0           |
| DALLAS          | 27         | 18        | 5        | 21.7     | 23                | 21                               | 1         | 1         | 0          | 0           | 4.3           |
| DOUGLAS         | 8          | 10        | 4        | 28.6     | 14                | 14                               | 0         | 0         | 0          | 0           | 0.0           |
| GREENE          | 270        | 175       | 85       | 32.7     | 260               | 225                              | 24        | 10        | 0          | 1           | 4.2           |
| HENRY           | 48         | 39        | 17       | 30.4     | 56                | 55                               | 1         | 0         | 0          | 0           | 0.0           |
| HICKORY         | 11         | 12        | 1        | 7.7      | 13                | 12                               | 1         | 0         | 0          | 0           | 0.0           |
| JASPER          | 159        | 114       | 41       | 26.5     | 155               | 138                              | 14        | 3         | 0          | 0           | 1.9           |
| LACLEDE         | 47         | 42        | 6        | 12.5     | 48                | 43                               | 5         | 0         | 0          | 0           | 0.0           |
| LAWRENCE        | 50         | 39        | 4        | 9.3      | 43                | 43                               | 0         | 0         | 0          | 0           | 0.0           |
| MCDONALD        | 41         | 33        | 11       | 25.0     | 44                | 43                               | 1         | 0         | 0          | 0           | 0.0           |
| MARIES          | 8          | 9         | 0        | 0.0      | 9                 | 9                                | 0         | 0         | 0          | 0           | 0.0           |
| MILLER          | 25         | 15        | 2        | 11.8     | 17                | 17                               | 0         | 0         | 0          | 0           | 0.0           |
| MONITEAU        | 14         | 10        | 6        | 37.5     | 16                | 14                               | 1         | 1         | 0          | 0           | 6.3           |
| MORGAN          | 25         | 16        | 7        | 30.4     | 23                | 23                               | 0         | 0         | 0          | 0           | 0.0           |
| NEWTON          | 73         | 39        | 13       | 25.0     | 52                | 49                               | 2         | 1         | 0          | 0           | 1.9           |
| OZARK           | 15         | 11        | 5        | 31.3     | 16                | 16                               | 0         | 0         | 0          | 0           | 0.0           |
| PHELPS          | 46         | 33        | 10       | 23.3     | 43                | 43                               | 0         | 0         | 0          | 0           | 0.0           |
| POLK            | 32         | 32        | 5        | 13.5     | 37                | 35                               | 2         | 0         | 0          | 0           | 0.0           |
| PULASKI         | 44         | 37        | 11       | 22.9     | 48                | 46                               | 1         | 0         | 0          | 1           | 2.1           |
| ST CLAIR        | 18         | 10        | 4        | 28.6     | 14                | 13                               | 0         | 0         | 0          | 1           | 7.1           |
| STONE           | 25         | 15        | 8        | 34.8     | 23                | 23                               | 0         | 0         | 0          | 0           | 0.0           |
| TANEY           | 53         | 26        | 36       | 58.1     | 62                | 59                               | 2         | 0         | 1          | 0           | 1.6           |
| TEXAS           | 35         | 23        | 8        | 25.8     | 31                | 31                               | 0         | 0         | 0          | 0           | 0.0           |
| VERNON          | 19         | 18        | 3        | 14.3     | 21                | 20                               | 1         | 0         | 0          | 0           | 0.0           |
| WEBSTER         | 45         | 21        | 8        | 27.6     | 29                | 29                               | 0         | 0         | 0          | 0           | 0.0           |
| WRIGHT          | 40         | 29        | 4        | 12.1     | 33                | 33                               | 0         | 0         | 0          | 0           | 0.0           |
| TOTAL AREA 4    | 1,426      | 994       | 371      | 27.2     | 1,365             | 1,272                            | 71        | 18        | 1          | 3           | 1.6           |
| AREA 5          |            |           |          |          |                   |                                  |           |           |            |             |               |
| JACKSON         | 904        | 636       | 209      | 24.7     | 845               | 735                              | 76        | 33        | 0          | 1           | 4.0           |
| TOTAL AREA 5    | 904        | 636       | 209      | 24.7     | 845               | 735                              | 76        | 33        | 0          | 1           | 4.0           |
| AREA 6          |            |           |          |          |                   |                                  |           |           |            |             |               |
| ST LOUIS CITY   | 682        | 519       | 127      | 19.7     | 646               | 514                              | 109       | 22        | 1          | 0           | 3.6           |
| TOTAL AREA 6    | 682        | 519       | 127      | 19.7     | 646               | 514                              | 109       | 22        | 1          | 0           | 3.6           |
| AREA 7          |            |           |          |          |                   |                                  |           |           |            |             |               |
| ST LOUIS COUNTY | 640        | 407       | 212      | 34.2     | 619               | 487                              | 93        | 39        | 0          | 0           | 6.3           |
| TOTAL AREA 7    | 640        | 407       | 212      | 34.2     | 619               | 487                              | 93        | 39        | 0          | 0           | 6.3           |
| STATEWIDE       | 6,261      | 4,472     | 1,672    | 27.2     | 6,144             | 5,568                            | 426       | 140       | 3          | 7           | 2.4           |

TABLE 12.

MC+, MEDICAL ASSISTANCE FOR FAMILIES (MAF) AND TRANSITIONAL MEDICAL ASSISTANCE (TMA)  
TOTAL CHILDREN  
AUGUST 2000

| COUNTY         | MC+<br>POVERTY | MC+ CHIP<br>NO COST | MC+ CHIP<br>CO-PAY | MC+ CHIP<br>PREMIUM | MAF/<br>NO CASH | MAF/<br>CASH | TMA | NEWBORNS | TOTAL<br>CHILDREN |
|----------------|----------------|---------------------|--------------------|---------------------|-----------------|--------------|-----|----------|-------------------|
| AREA 1         |                |                     |                    |                     |                 |              |     |          |                   |
| ANDREW         | 418            | 125                 | 25                 | 20                  | 36              | 84           | 18  | 49       | 775               |
| ATCHISON       | 174            | 62                  | 13                 | 2                   | 20              | 40           | 8   | 18       | 357               |
| BUCHANAN       | 3,656          | 946                 | 173                | 63                  | 426             | 994          | 121 | 295      | 6,674             |
| CALDWELL       | 567            | 160                 | 29                 | 6                   | 67              | 57           | 4   | 34       | 924               |
| CARROLL        | 564            | 156                 | 45                 | 18                  | 105             | 55           | 16  | 33       | 992               |
| CASS           | 1,721          | 610                 | 198                | 55                  | 352             | 403          | 51  | 173      | 3,563             |
| CHARITON       | 229            | 90                  | 32                 | 10                  | 21              | 58           | 3   | 22       | 465               |
| CLAY           | 2,765          | 1,068               | 297                | 87                  | 441             | 760          | 109 | 415      | 5,942             |
| CLINTON        | 548            | 146                 | 45                 | 16                  | 57              | 82           | 16  | 60       | 970               |
| COOPER         | 506            | 159                 | 37                 | 15                  | 55              | 80           | 6   | 45       | 903               |
| DAVISS         | 362            | 105                 | 39                 | 13                  | 62              | 41           | 17  | 41       | 680               |
| DE KALB        | 250            | 125                 | 31                 | 10                  | 44              | 92           | 4   | 20       | 576               |
| GENTRY         | 224            | 77                  | 11                 | 13                  | 14              | 15           | 5   | 41       | 400               |
| GRUNDY         | 505            | 139                 | 29                 | 11                  | 90              | 82           | 5   | 27       | 888               |
| HARRISON       | 452            | 135                 | 33                 | 9                   | 46              | 66           | 24  | 34       | 799               |
| HOLT           | 204            | 94                  | 14                 | 0                   | 7               | 19           | 4   | 11       | 353               |
| HOWARD         | 390            | 134                 | 45                 | 2                   | 52              | 75           | 4   | 33       | 735               |
| JOHNSON        | 1,466          | 342                 | 110                | 28                  | 235             | 311          | 25  | 134      | 2,651             |
| LAFAYETTE      | 1,092          | 334                 | 92                 | 20                  | 176             | 237          | 16  | 88       | 2,055             |
| LINN           | 556            | 216                 | 47                 | 10                  | 106             | 141          | 9   | 54       | 1,139             |
| LIVINGSTON     | 581            | 133                 | 26                 | 11                  | 116             | 84           | 6   | 50       | 1,007             |
| MERCER         | 104            | 43                  | 12                 | 2                   | 30              | 24           | 5   | 19       | 239               |
| NODAWAY        | 354            | 137                 | 48                 | 12                  | 40              | 54           | 14  | 49       | 708               |
| PETTIS         | 1,655          | 413                 | 88                 | 42                  | 294             | 514          | 22  | 152      | 3,180             |
| PLATTE         | 877            | 287                 | 79                 | 32                  | 174             | 227          | 24  | 103      | 1,803             |
| PUTNAM         | 243            | 97                  | 19                 | 2                   | 59              | 49           | 2   | 26       | 497               |
| RANDOLPH       | 1,137          | 286                 | 53                 | 9                   | 215             | 268          | 58  | 100      | 2,126             |
| RAY            | 489            | 174                 | 46                 | 11                  | 103             | 160          | 22  | 60       | 1,065             |
| SALINE         | 895            | 239                 | 69                 | 12                  | 146             | 235          | 28  | 89       | 1,713             |
| SULLIVAN       | 365            | 74                  | 22                 | 8                   | 83              | 48           | 5   | 44       | 649               |
| WORTH          | 98             | 41                  | 15                 | 6                   | 16              | 7            | 0   | 11       | 194               |
| TOTAL AREA 1   | 23,447         | 7,147               | 1,822              | 555                 | 3,688           | 5,362        | 651 | 2,330    | 45,002            |
| AREA 2         |                |                     |                    |                     |                 |              |     |          |                   |
| ADAIR          | 707            | 185                 | 48                 | 9                   | 111             | 166          | 27  | 62       | 1,315             |
| AUDRAIN        | 773            | 322                 | 66                 | 13                  | 125             | 285          | 19  | 96       | 1,699             |
| BOONE          | 4,796          | 958                 | 248                | 62                  | 792             | 1,650        | 108 | 257      | 8,871             |
| CALLAWAY       | 1,648          | 426                 | 69                 | 20                  | 204             | 444          | 33  | 87       | 2,931             |
| CLARK          | 327            | 81                  | 28                 | 0                   | 37              | 61           | 12  | 15       | 561               |
| COLE           | 1,624          | 372                 | 98                 | 28                  | 252             | 589          | 42  | 125      | 3,130             |
| FRANKLIN       | 2,424          | 709                 | 148                | 39                  | 703             | 581          | 78  | 209      | 4,891             |
| GASCONADE      | 380            | 130                 | 37                 | 15                  | 79              | 61           | 17  | 39       | 758               |
| JEFFERSON      | 5,266          | 1,407               | 319                | 72                  | 1,290           | 1,292        | 136 | 483      | 10,265            |
| KNOX           | 212            | 81                  | 16                 | 2                   | 18              | 14           | 5   | 7        | 355               |
| LEWIS          | 407            | 83                  | 20                 | 12                  | 43              | 91           | 6   | 40       | 702               |
| LINCOLN        | 1,375          | 434                 | 75                 | 13                  | 442             | 430          | 61  | 84       | 2,914             |
| MACON          | 530            | 155                 | 49                 | 17                  | 73              | 132          | 47  | 60       | 1,063             |
| MARION         | 1,383          | 340                 | 78                 | 20                  | 288             | 395          | 66  | 89       | 2,659             |
| MONROE         | 351            | 108                 | 14                 | 7                   | 43              | 50           | 12  | 21       | 606               |
| MONTGOMERY     | 424            | 175                 | 64                 | 20                  | 79              | 113          | 6   | 41       | 922               |
| OSAGE          | 332            | 90                  | 18                 | 3                   | 30              | 69           | 3   | 19       | 564               |
| PIKE           | 833            | 205                 | 31                 | 5                   | 171             | 182          | 16  | 38       | 1,481             |
| RALLS          | 242            | 105                 | 33                 | 9                   | 28              | 76           | 15  | 24       | 532               |
| ST CHARLES     | 4,302          | 873                 | 244                | 38                  | 862             | 1,332        | 121 | 374      | 8,146             |
| SCHUYLER       | 203            | 49                  | 14                 | 5                   | 36              | 42           | 9   | 20       | 378               |
| SCOTLAND       | 231            | 78                  | 26                 | 8                   | 27              | 11           | 6   | 6        | 393               |
| SHELBY         | 260            | 77                  | 17                 | 13                  | 35              | 58           | 16  | 27       | 503               |
| WARREN         | 695            | 219                 | 39                 | 8                   | 109             | 205          | 15  | 53       | 1,343             |
| TOTAL AREA 2   | 29,725         | 7,662               | 1,799              | 438                 | 5,877           | 8,329        | 876 | 2,276    | 56,982            |
| AREA 3         |                |                     |                    |                     |                 |              |     |          |                   |
| BOLLINGER      | 654            | 219                 | 42                 | 11                  | 138             | 89           | 1   | 55       | 1,209             |
| BUTLER         | 2,310          | 622                 | 115                | 50                  | 408             | 817          | 39  | 138      | 4,499             |
| CAPE GIRARDEAU | 1,730          | 531                 | 147                | 57                  | 270             | 728          | 58  | 202      | 3,723             |
| CARTER         | 458            | 163                 | 46                 | 35                  | 96              | 82           | 9   | 30       | 919               |
| CRAWFORD       | 1,046          | 308                 | 55                 | 16                  | 254             | 377          | 13  | 99       | 2,168             |
| DENT           | 967            | 309                 | 66                 | 21                  | 150             | 208          | 4   | 68       | 1,793             |
| DUNKLIN        | 2,752          | 441                 | 78                 | 15                  | 640             | 1,339        | 43  | 124      | 5,432             |
| HOWELL         | 2,446          | 662                 | 119                | 26                  | 335             | 605          | 38  | 127      | 4,358             |

TABLE 12.

MC+, MEDICAL ASSISTANCE FOR FAMILIES (MAF) AND TRANSITIONAL MEDICAL ASSISTANCE (TMA)  
TOTAL CHILDREN  
AUGUST 2000

| COUNTY          | MC+<br>POVERTY | MC+ CHIP<br>NO COST | MC+ CHIP<br>CO-PAY | MC+ CHIP<br>PREMIUM | MAF/<br>NO CASH | MAF/<br>CASH | TMA   | NEWBORNS | TOTAL<br>CHILDREN |
|-----------------|----------------|---------------------|--------------------|---------------------|-----------------|--------------|-------|----------|-------------------|
| IRON            | 650            | 185                 | 40                 | 7                   | 150             | 187          | 34    | 29       | 1,282             |
| MADISON         | 577            | 206                 | 38                 | 11                  | 108             | 128          | 7     | 40       | 1,115             |
| MISSISSIPPI     | 970            | 205                 | 31                 | 12                  | 105             | 811          | 41    | 69       | 2,244             |
| NEW MADRID      | 1,324          | 297                 | 53                 | 19                  | 284             | 637          | 42    | 77       | 2,733             |
| OREGON          | 619            | 244                 | 57                 | 15                  | 121             | 191          | 27    | 33       | 1,307             |
| PEMISCOT        | 2,057          | 396                 | 69                 | 14                  | 354             | 1,198        | 40    | 61       | 4,189             |
| PERRY           | 728            | 159                 | 20                 | 2                   | 95              | 121          | 10    | 75       | 1,210             |
| REYNOLDS        | 438            | 119                 | 30                 | 8                   | 101             | 108          | 10    | 17       | 831               |
| RIPLEY          | 1,023          | 352                 | 72                 | 17                  | 191             | 273          | 44    | 26       | 1,998             |
| ST FRANCOIS     | 2,564          | 633                 | 142                | 34                  | 622             | 889          | 90    | 204      | 5,178             |
| STE GENEVIEVE   | 631            | 121                 | 30                 | 5                   | 123             | 122          | 10    | 42       | 1,084             |
| SCOTT           | 2,404          | 569                 | 125                | 32                  | 394             | 1,104        | 69    | 130      | 4,827             |
| SHANNON         | 739            | 238                 | 46                 | 12                  | 91              | 115          | 16    | 44       | 1,301             |
| STODDARD        | 1,385          | 416                 | 107                | 36                  | 257             | 379          | 57    | 112      | 2,749             |
| WASHINGTON      | 1,464          | 420                 | 108                | 30                  | 472             | 556          | 77    | 95       | 3,222             |
| WAYNE           | 951            | 256                 | 55                 | 7                   | 208             | 256          | 30    | 37       | 1,800             |
| TOTAL AREA 3    | 30,887         | 8,071               | 1,691              | 492                 | 5,967           | 11,320       | 809   | 1,934    | 61,171            |
| AREA 4          |                |                     |                    |                     |                 |              |       |          |                   |
| BARRY           | 1,709          | 431                 | 56                 | 17                  | 311             | 469          | 37    | 150      | 3,180             |
| BARTON          | 545            | 130                 | 35                 | 2                   | 83              | 153          | 5     | 52       | 1,005             |
| BATES           | 721            | 226                 | 56                 | 33                  | 172             | 128          | 19    | 55       | 1,410             |
| BENTON          | 918            | 189                 | 36                 | 14                  | 219             | 283          | 11    | 33       | 1,703             |
| CAMDEN          | 1,499          | 492                 | 85                 | 37                  | 238             | 246          | 25    | 136      | 2,758             |
| CEDAR           | 831            | 185                 | 42                 | 22                  | 141             | 149          | 22    | 61       | 1,453             |
| CHRISTIAN       | 1,957          | 650                 | 166                | 49                  | 238             | 287          | 24    | 230      | 3,601             |
| DADE            | 414            | 123                 | 40                 | 9                   | 51              | 50           | 12    | 33       | 732               |
| DALLAS          | 854            | 266                 | 54                 | 13                  | 107             | 251          | 25    | 62       | 1,632             |
| DOUGLAS         | 755            | 264                 | 67                 | 22                  | 143             | 179          | 10    | 40       | 1,480             |
| GREENE          | 7,787          | 2,188               | 451                | 162                 | 1,555           | 2,323        | 171   | 1,016    | 15,653            |
| HENRY           | 987            | 304                 | 43                 | 17                  | 142             | 331          | 34    | 106      | 1,964             |
| HICKORY         | 584            | 143                 | 41                 | 6                   | 117             | 89           | 22    | 29       | 1,031             |
| JASPER          | 5,649          | 1,105               | 217                | 22                  | 823             | 1,319        | 62    | 564      | 9,761             |
| LACLEDE         | 1,641          | 409                 | 119                | 14                  | 361             | 470          | 28    | 156      | 3,198             |
| LAWRENCE        | 1,743          | 469                 | 99                 | 20                  | 241             | 429          | 36    | 142      | 3,179             |
| MCDONALD        | 1,603          | 392                 | 44                 | 2                   | 261             | 297          | 19    | 119      | 2,737             |
| MARIES          | 334            | 93                  | 30                 | 18                  | 52              | 105          | 2     | 26       | 660               |
| MILLER          | 1,221          | 479                 | 154                | 35                  | 171             | 333          | 50    | 101      | 2,544             |
| MONITEAU        | 380            | 80                  | 30                 | 10                  | 42              | 90           | 9     | 51       | 692               |
| MORGAN          | 952            | 298                 | 48                 | 20                  | 148             | 155          | 27    | 71       | 1,719             |
| NEWTON          | 2,132          | 558                 | 108                | 39                  | 262             | 529          | 48    | 230      | 3,906             |
| OZARK           | 600            | 176                 | 31                 | 7                   | 115             | 116          | 10    | 33       | 1,088             |
| PHELPS          | 1,716          | 533                 | 101                | 21                  | 400             | 441          | 43    | 130      | 3,385             |
| POLK            | 1,248          | 440                 | 96                 | 16                  | 237             | 248          | 93    | 101      | 2,479             |
| PULASKI         | 1,542          | 374                 | 106                | 13                  | 311             | 352          | 33    | 109      | 2,840             |
| ST CLAIR        | 390            | 153                 | 24                 | 9                   | 77              | 148          | 10    | 43       | 854               |
| STONE           | 1,437          | 377                 | 79                 | 24                  | 247             | 244          | 27    | 137      | 2,572             |
| TANEY           | 1,944          | 716                 | 167                | 45                  | 257             | 231          | 23    | 255      | 3,638             |
| TEXAS           | 1,315          | 480                 | 133                | 25                  | 227             | 387          | 28    | 104      | 2,699             |
| VERNON          | 1,178          | 377                 | 76                 | 35                  | 158             | 285          | 25    | 105      | 2,239             |
| WEBSTER         | 1,313          | 459                 | 109                | 22                  | 275             | 183          | 50    | 152      | 2,563             |
| WRIGHT          | 1,172          | 405                 | 67                 | 17                  | 196             | 321          | 43    | 92       | 2,313             |
| TOTAL AREA 4    | 49,071         | 13,964              | 3,010              | 817                 | 8,378           | 11,621       | 1,083 | 4,724    | 92,668            |
| AREA 5          |                |                     |                    |                     |                 |              |       |          |                   |
| JACKSON         | 27,088         | 6,014               | 1,363              | 399                 | 4,806           | 16,471       | 791   | 2,058    | 58,990            |
| TOTAL AREA 5    | 27,088         | 6,014               | 1,363              | 399                 | 4,806           | 16,471       | 791   | 2,058    | 58,990            |
| AREA 6          |                |                     |                    |                     |                 |              |       |          |                   |
| ST LOUIS CITY   | 24,388         | 3,328               | 659                | 143                 | 4,650           | 27,090       | 621   | 814      | 61,693            |
| TOTAL AREA 6    | 24,388         | 3,328               | 659                | 143                 | 4,650           | 27,090       | 621   | 814      | 61,693            |
| AREA 7          |                |                     |                    |                     |                 |              |       |          |                   |
| ST LOUIS COUNTY | 25,518         | 4,531               | 833                | 206                 | 4,219           | 14,055       | 616   | 1,400    | 51,378            |
| TOTAL AREA 7    | 25,518         | 4,531               | 833                | 206                 | 4,219           | 14,055       | 616   | 1,400    | 51,378            |
| STATEWIDE       | 210,124        | 50,717              | 11,177             | 3,050               | 37,585          | 94,248       | 5,447 | 15,536   | 427,884           |

TABLE 13.

MC+, MEDICAL ASSISTANCE FOR FAMILIES (MAF) AND TRANSITIONAL MEDICAL ASSISTANCE (TMA)  
TOTAL CARETAKERS  
AUGUST 2000

| COUNTY         | MAF/<br>NO CASH | MAF/<br>CASH | EXTENDED<br>TMA | MC+ CUST.<br>PARENTS | NON-CUST.<br>PARENTS | NCP PARENTS'<br>FAIR SHARE | MPW | EXTENDED<br>WOMEN'S HLTH | TOTAL<br>CARETAKERS |        |
|----------------|-----------------|--------------|-----------------|----------------------|----------------------|----------------------------|-----|--------------------------|---------------------|--------|
| AREA 1         |                 |              |                 |                      |                      |                            |     |                          |                     |        |
| ANDREW         | 25              | 28           | 13              | 5                    | 99                   | 0                          | 2   | 39                       | 47                  | 258    |
| ATCHISON       | 19              | 15           | 5               | 5                    | 67                   | 0                          | 1   | 15                       | 12                  | 139    |
| BUCHANAN       | 327             | 373          | 183             | 56                   | 973                  | 1                          | 7   | 361                      | 239                 | 2,520  |
| CALDWELL       | 37              | 22           | 8               | 4                    | 177                  | 0                          | 0   | 23                       | 40                  | 311    |
| CARROLL        | 72              | 19           | 23              | 11                   | 167                  | 1                          | 1   | 40                       | 28                  | 362    |
| CASS           | 230             | 173          | 80              | 26                   | 458                  | 0                          | 0   | 174                      | 164                 | 1,305  |
| CHARITON       | 23              | 12           | 6               | 0                    | 61                   | 2                          | 0   | 25                       | 17                  | 146    |
| CLAY           | 301             | 280          | 119             | 34                   | 726                  | 1                          | 9   | 406                      | 348                 | 2,224  |
| CLINTON        | 31              | 22           | 14              | 6                    | 180                  | 4                          | 1   | 69                       | 47                  | 374    |
| COOPER         | 28              | 30           | 13              | 6                    | 145                  | 0                          | 4   | 46                       | 42                  | 314    |
| DAVISS         | 47              | 8            | 12              | 2                    | 122                  | 0                          | 0   | 35                       | 36                  | 262    |
| DE KALB        | 24              | 38           | 7               | 2                    | 80                   | 0                          | 1   | 24                       | 22                  | 198    |
| GENTRY         | 9               | 1            | 3               | 4                    | 79                   | 0                          | 2   | 16                       | 28                  | 142    |
| GRUNDY         | 67              | 24           | 20              | 6                    | 145                  | 1                          | 2   | 41                       | 36                  | 342    |
| HARRISON       | 38              | 22           | 25              | 5                    | 139                  | 0                          | 1   | 48                       | 30                  | 308    |
| HOLT           | 6               | 4            | 6               | 4                    | 46                   | 0                          | 0   | 11                       | 17                  | 94     |
| HOWARD         | 30              | 33           | 18              | 6                    | 114                  | 1                          | 1   | 36                       | 42                  | 281    |
| JOHNSON        | 166             | 131          | 50              | 16                   | 315                  | 0                          | 5   | 135                      | 149                 | 967    |
| LAFAYETTE      | 103             | 107          | 31              | 16                   | 283                  | 0                          | 5   | 90                       | 108                 | 743    |
| LINN           | 59              | 52           | 20              | 7                    | 163                  | 0                          | 1   | 62                       | 45                  | 409    |
| LIVINGSTON     | 76              | 34           | 18              | 9                    | 152                  | 1                          | 3   | 65                       | 49                  | 407    |
| MERCER         | 17              | 10           | 3               | 4                    | 36                   | 0                          | 0   | 10                       | 14                  | 94     |
| NODAWAY        | 30              | 18           | 12              | 4                    | 90                   | 0                          | 1   | 52                       | 28                  | 235    |
| PETTIS         | 178             | 169          | 39              | 17                   | 433                  | 1                          | 7   | 163                      | 119                 | 1,126  |
| PLATTE         | 132             | 73           | 33              | 12                   | 230                  | 0                          | 3   | 115                      | 98                  | 696    |
| PUTNAM         | 41              | 30           | 10              | 2                    | 84                   | 0                          | 1   | 20                       | 17                  | 205    |
| RANDOLPH       | 122             | 90           | 45              | 20                   | 313                  | 0                          | 13  | 127                      | 102                 | 832    |
| RAY            | 64              | 64           | 25              | 10                   | 151                  | 0                          | 0   | 54                       | 60                  | 428    |
| SALINE         | 88              | 91           | 57              | 14                   | 213                  | 1                          | 0   | 73                       | 61                  | 598    |
| SULLIVAN       | 37              | 20           | 11              | 13                   | 92                   | 0                          | 0   | 36                       | 28                  | 237    |
| WORTH          | 9               | 3            | 2               | 0                    | 32                   | 0                          | 1   | 7                        | 9                   | 63     |
| TOTAL AREA 1   | 2,436           | 1,996        | 911             | 326                  | 6,365                | 14                         | 72  | 2,418                    | 2,082               | 16,620 |
| AREA 2         |                 |              |                 |                      |                      |                            |     |                          |                     |        |
| ADAIR          | 95              | 70           | 32              | 12                   | 240                  | 1                          | 9   | 81                       | 45                  | 585    |
| AUDRAIN        | 80              | 122          | 27              | 9                    | 212                  | 0                          | 2   | 95                       | 71                  | 618    |
| BOONE          | 561             | 661          | 207             | 100                  | 1,194                | 3                          | 47  | 353                      | 332                 | 3,458  |
| CALLAWAY       | 146             | 173          | 32              | 12                   | 428                  | 0                          | 5   | 128                      | 109                 | 1,033  |
| CLARK          | 29              | 23           | 7               | 4                    | 100                  | 0                          | 3   | 28                       | 17                  | 211    |
| COLE           | 169             | 203          | 46              | 17                   | 461                  | 2                          | 16  | 144                      | 107                 | 1,165  |
| FRANKLIN       | 428             | 213          | 163             | 34                   | 678                  | 2                          | 25  | 237                      | 231                 | 2,011  |
| GASCONADE      | 46              | 24           | 23              | 0                    | 119                  | 0                          | 2   | 48                       | 33                  | 295    |
| JEFFERSON      | 877             | 582          | 214             | 88                   | 1,600                | 1                          | 50  | 444                      | 516                 | 4,372  |
| KNOX           | 11              | 8            | 2               | 3                    | 81                   | 1                          | 3   | 13                       | 13                  | 135    |
| LEWIS          | 33              | 39           | 22              | 13                   | 112                  | 0                          | 4   | 25                       | 31                  | 279    |
| LINCOLN        | 269             | 157          | 103             | 45                   | 340                  | 2                          | 10  | 115                      | 102                 | 1,143  |
| HACON          | 43              | 57           | 28              | 7                    | 152                  | 0                          | 6   | 61                       | 40                  | 394    |
| MARION         | 199             | 168          | 67              | 31                   | 358                  | 1                          | 10  | 137                      | 98                  | 1,069  |
| MONROE         | 25              | 17           | 12              | 0                    | 101                  | 1                          | 2   | 34                       | 25                  | 217    |
| MONTGOMERY     | 52              | 37           | 15              | 0                    | 144                  | 0                          | 3   | 39                       | 38                  | 328    |
| OSAGE          | 24              | 31           | 4               | 3                    | 111                  | 0                          | 1   | 24                       | 22                  | 220    |
| PIKE           | 119             | 68           | 23              | 8                    | 235                  | 1                          | 7   | 54                       | 40                  | 555    |
| RALLS          | 26              | 29           | 16              | 3                    | 77                   | 0                          | 0   | 22                       | 22                  | 195    |
| ST CHARLES     | 599             | 506          | 172             | 50                   | 1,076                | 1                          | 25  | 435                      | 408                 | 3,272  |
| SCHUYLER       | 22              | 17           | 5               | 2                    | 69                   | 0                          | 0   | 18                       | 15                  | 148    |
| SCOTLAND       | 26              | 5            | 14              | 8                    | 72                   | 0                          | 1   | 13                       | 7                   | 146    |
| SHELBY         | 22              | 20           | 21              | 2                    | 81                   | 1                          | 2   | 25                       | 20                  | 194    |
| WARREN         | 74              | 85           | 32              | 7                    | 174                  | 0                          | 1   | 70                       | 67                  | 510    |
| TOTAL AREA 2   | 3,975           | 3,315        | 1,287           | 458                  | 8,215                | 17                         | 234 | 2,643                    | 2,409               | 22,553 |
| AREA 3         |                 |              |                 |                      |                      |                            |     |                          |                     |        |
| BOLLINGER      | 96              | 24           | 19              | 9                    | 204                  | 1                          | 4   | 47                       | 43                  | 447    |
| BUTLER         | 272             | 307          | 94              | 31                   | 824                  | 0                          | 13  | 200                      | 148                 | 1,889  |
| CAPE GIRARDEAU | 179             | 293          | 83              | 25                   | 496                  | 2                          | 39  | 240                      | 155                 | 1,512  |
| CARTER         | 59              | 25           | 22              | 7                    | 206                  | 3                          | 2   | 45                       | 27                  | 396    |
| CRAWFORD       | 169             | 163          | 51              | 18                   | 347                  | 0                          | 10  | 101                      | 94                  | 953    |
| DENT           | 108             | 74           | 26              | 12                   | 306                  | 0                          | 8   | 82                       | 73                  | 689    |
| DUNKLIN        | 409             | 433          | 110             | 53                   | 828                  | 3                          | 38  | 169                      | 92                  | 2,135  |
| HOWELL         | 252             | 227          | 49              | 26                   | 777                  | 0                          | 16  | 164                      | 129                 | 1,640  |
| IRON           | 91              | 63           | 35              | 13                   | 249                  | 1                          | 8   | 35                       | 34                  | 529    |

TABLE 13.

MC+, MEDICAL ASSISTANCE FOR FAMILIES (MAF) AND TRANSITIONAL MEDICAL ASSISTANCE (TMA)  
TOTAL CARETAKERS  
AUGUST 2000

| COUNTY          | MAF/<br>NO CASH | MAF/<br>CASH | EXTENDED<br>TMA | MC+ CUST.<br>TMA | NON-CUST.<br>PARENTS | NCP PARENTS'<br>FAIR SHARE | NPW   | EXTENDED<br>WOMEN'S HLTH | TOTAL<br>CARETAKERS |         |
|-----------------|-----------------|--------------|-----------------|------------------|----------------------|----------------------------|-------|--------------------------|---------------------|---------|
| MADISON         | 79              | 65           | 27              | 14               | 184                  | 0                          | 3     | 42                       | 37                  | 451     |
| MISSISSIPPI     | 105             | 304          | 70              | 61               | 272                  | 0                          | 60    | 80                       | 57                  | 1,009   |
| NEW MADRID      | 184             | 186          | 67              | 38               | 409                  | 0                          | 34    | 93                       | 49                  | 1,060   |
| OREGON          | 105             | 64           | 33              | 10               | 248                  | 0                          | 4     | 43                       | 42                  | 549     |
| PEMISCOT        | 182             | 336          | 84              | 25               | 463                  | 2                          | 54    | 103                      | 58                  | 1,307   |
| PERRY           | 55              | 47           | 12              | 8                | 168                  | 1                          | 6     | 55                       | 56                  | 408     |
| REYNOLDS        | 76              | 41           | 17              | 9                | 193                  | 0                          | 5     | 32                       | 12                  | 385     |
| RIPLEY          | 147             | 102          | 60              | 29               | 375                  | 0                          | 5     | 88                       | 49                  | 855     |
| ST FRANCOIS     | 452             | 379          | 143             | 80               | 878                  | 5                          | 27    | 247                      | 146                 | 2,357   |
| STE GENEVIEVE   | 77              | 45           | 20              | 17               | 182                  | 0                          | 1     | 41                       | 20                  | 403     |
| SCOTT           | 278             | 379          | 151             | 63               | 723                  | 0                          | 56    | 192                      | 148                 | 1,990   |
| SHANNON         | 69              | 48           | 22              | 19               | 292                  | 1                          | 3     | 51                       | 48                  | 553     |
| STODDARD        | 188             | 142          | 82              | 31               | 471                  | 0                          | 8     | 152                      | 101                 | 1,175   |
| WASHINGTON      | 329             | 219          | 125             | 37               | 460                  | 1                          | 24    | 94                       | 87                  | 1,376   |
| WAYNE           | 150             | 69           | 54              | 35               | 413                  | 0                          | 5     | 61                       | 56                  | 843     |
| TOTAL AREA 3    | 4,111           | 4,035        | 1,456           | 670              | 9,968                | 20                         | 433   | 2,457                    | 1,761               | 24,911  |
| AREA 4          |                 |              |                 |                  |                      |                            |       |                          |                     |         |
| BARRY           | 241             | 148          | 53              | 14               | 455                  | 0                          | 8     | 146                      | 131                 | 1,196   |
| BARTON          | 60              | 60           | 22              | 8                | 184                  | 0                          | 5     | 55                       | 34                  | 428     |
| BATES           | 109             | 55           | 31              | 4                | 236                  | 1                          | 0     | 66                       | 59                  | 561     |
| BENTON          | 159             | 103          | 24              | 17               | 285                  | 0                          | 8     | 50                       | 36                  | 682     |
| CAMDEN          | 159             | 102          | 41              | 18               | 468                  | 1                          | 9     | 133                      | 141                 | 1,072   |
| CEDAR           | 101             | 50           | 40              | 14               | 265                  | 2                          | 2     | 59                       | 41                  | 574     |
| CHRISTIAN       | 163             | 116          | 54              | 34               | 505                  | 1                          | 7     | 210                      | 200                 | 1,290   |
| DADE            | 32              | 25           | 7               | 1                | 114                  | 0                          | 0     | 34                       | 26                  | 239     |
| DALLAS          | 80              | 100          | 33              | 21               | 259                  | 0                          | 5     | 67                       | 46                  | 611     |
| DOUGLAS         | 106             | 63           | 26              | 8                | 232                  | 1                          | 2     | 55                       | 41                  | 534     |
| GREENE          | 1,027           | 943          | 239             | 109              | 2,396                | 3                          | 53    | 892                      | 900                 | 6,562   |
| HENRY           | 98              | 140          | 68              | 24               | 270                  | 0                          | 6     | 98                       | 88                  | 792     |
| HICKORY         | 73              | 33           | 29              | 12               | 168                  | 3                          | 1     | 36                       | 17                  | 372     |
| JASPER          | 554             | 483          | 126             | 47               | 1,395                | 2                          | 47    | 521                      | 504                 | 3,679   |
| LACLEDE         | 258             | 192          | 90              | 19               | 513                  | 1                          | 5     | 171                      | 129                 | 1,378   |
| LAWRENCE        | 177             | 159          | 63              | 20               | 454                  | 0                          | 18    | 148                      | 141                 | 1,180   |
| MCDONALD        | 185             | 93           | 28              | 18               | 438                  | 0                          | 5     | 122                      | 133                 | 1,022   |
| MARIES          | 34              | 39           | 7               | 0                | 108                  | 0                          | 2     | 24                       | 21                  | 235     |
| MILLER          | 128             | 136          | 73              | 16               | 411                  | 0                          | 4     | 102                      | 106                 | 976     |
| MONITEAU        | 31              | 32           | 7               | 1                | 99                   | 0                          | 2     | 41                       | 49                  | 262     |
| MORGAN          | 104             | 43           | 29              | 7                | 302                  | 0                          | 11    | 65                       | 69                  | 630     |
| NEWTON          | 186             | 219          | 62              | 20               | 722                  | 1                          | 20    | 229                      | 197                 | 1,656   |
| OZARK           | 89              | 34           | 20              | 9                | 246                  | 0                          | 4     | 49                       | 33                  | 484     |
| PHELPS          | 297             | 172          | 78              | 48               | 567                  | 2                          | 20    | 129                      | 106                 | 1,419   |
| POLK            | 176             | 88           | 71              | 13               | 447                  | 1                          | 5     | 120                      | 80                  | 1,001   |
| PULASKI         | 217             | 142          | 51              | 22               | 570                  | 2                          | 11    | 96                       | 115                 | 1,226   |
| ST CLAIR        | 52              | 52           | 19              | 11               | 129                  | 0                          | 0     | 37                       | 28                  | 328     |
| STONE           | 176             | 78           | 39              | 17               | 486                  | 1                          | 5     | 134                      | 122                 | 1,058   |
| TANEY           | 161             | 80           | 42              | 24               | 668                  | 1                          | 15    | 229                      | 238                 | 1,458   |
| TEXAS           | 170             | 139          | 45              | 25               | 462                  | 0                          | 10    | 107                      | 86                  | 1,044   |
| VERNON          | 137             | 103          | 28              | 16               | 266                  | 0                          | 4     | 100                      | 74                  | 728     |
| WEBSTER         | 160             | 62           | 46              | 11               | 377                  | 0                          | 6     | 146                      | 111                 | 919     |
| WRIGHT          | 161             | 119          | 66              | 12               | 390                  | 0                          | 8     | 98                       | 101                 | 955     |
| TOTAL AREA 4    | 5,861           | 4,403        | 1,657           | 640              | 14,887               | 23                         | 308   | 4,569                    | 4,203               | 36,551  |
| AREA 5          |                 |              |                 |                  |                      |                            |       |                          |                     |         |
| JACKSON         | 3,263           | 5,565        | 899             | 309              | 4,961                | 1                          | 130   | 1,781                    | 2,007               | 18,916  |
| TOTAL AREA 5    | 3,263           | 5,565        | 899             | 309              | 4,961                | 1                          | 130   | 1,781                    | 2,007               | 18,916  |
| AREA 6          |                 |              |                 |                  |                      |                            |       |                          |                     |         |
| ST LOUIS CITY   | 2,286           | 9,783        | 803             | 257              | 4,715                | 0                          | 61    | 1,043                    | 1,013               | 19,961  |
| TOTAL AREA 6    | 2,286           | 9,783        | 803             | 257              | 4,715                | 0                          | 61    | 1,043                    | 1,013               | 19,961  |
| AREA 7          |                 |              |                 |                  |                      |                            |       |                          |                     |         |
| ST LOUIS COUNTY | 2,767           | 5,246        | 1,036           | 414              | 5,018                | 6                          | 52    | 1,350                    | 1,603               | 17,492  |
| TOTAL AREA 7    | 2,767           | 5,246        | 1,036           | 414              | 5,018                | 6                          | 52    | 1,350                    | 1,603               | 17,492  |
| STATEWIDE       | 24,699          | 34,343       | 8,049           | 3,074            | 54,129               | 81                         | 1,290 | 16,261                   | 15,078              | 157,004 |

NOTE: EXTENDED TRANSITIONAL MEDICAL ASSISTANCE, MC+ FOR CUSTODIAL PARENTS AND NON-CUSTODIAL PARENTS, NCP PARENTS' FAIR SHARE, AND EXTENDED WOMEN'S HEALTH SERVICES AVAILABLE AS A RESULT OF THE 1115 WAIVER.



TABLE 14.

MC+(CHILDREN AND CUSTODIAL PARENTS) AND MEDICAL ASSISTANCE FOR FAMILIES(MAF)  
 TOTAL CASES AND REINVESTIGATIONS  
 AUGUST 2000

| COUNTY              | #<br>CASES    | #<br>REINVEST<br>COMPLETED | #<br>DELIN-<br>QUENT | %<br>DELIN-<br>QUENT |
|---------------------|---------------|----------------------------|----------------------|----------------------|
| <b>AREA 1</b>       |               |                            |                      |                      |
| ANDREW              | 314           | 21                         | 62                   | 19.7                 |
| ATCHISON            | 149           | 4                          | 23                   | 15.4                 |
| BUCHANAN            | 2,668         | 185                        | 398                  | 14.9                 |
| CALDWELL            | 391           | 10                         | 157                  | 40.2                 |
| CARROLL             | 440           | 17                         | 142                  | 32.3                 |
| CASS                | 1,506         | 94                         | 223                  | 14.8                 |
| CHARITON            | 183           | 13                         | 2                    | 1.1                  |
| CLAY                | 2,448         | 128                        | 261                  | 10.7                 |
| CLINTON             | 404           | 23                         | 28                   | 6.9                  |
| COOPER              | 379           | 24                         | 145                  | 38.3                 |
| DAVISS              | 293           | 22                         | 28                   | 9.6                  |
| DE KALB             | 234           | 18                         | 16                   | 6.8                  |
| GENTRY              | 161           | 14                         | 0                    | 0.0                  |
| GRUNDY              | 392           | 7                          | 152                  | 38.8                 |
| HARRISON            | 345           | 26                         | 82                   | 23.8                 |
| HOLT                | 159           | 1                          | 47                   | 29.6                 |
| HOWARD              | 301           | 20                         | 122                  | 40.5                 |
| JOHNSON             | 1,129         | 27                         | 450                  | 39.9                 |
| LAFAYETTE           | 882           | 25                         | 317                  | 35.9                 |
| LINN                | 450           | 12                         | 107                  | 23.8                 |
| LIVINGSTON          | 423           | 28                         | 56                   | 13.2                 |
| MERCER              | 102           | 12                         | 8                    | 7.8                  |
| NODAWAY             | 311           | 12                         | 33                   | 10.6                 |
| PETTIS              | 1,302         | 52                         | 225                  | 17.3                 |
| PLATTE              | 803           | 47                         | 136                  | 16.9                 |
| PUTNAM              | 217           | 2                          | 64                   | 29.5                 |
| RANDOLPH            | 859           | 49                         | 247                  | 28.8                 |
| RAY                 | 428           | 31                         | 3                    | 0.7                  |
| SALINE              | 702           | 32                         | 199                  | 28.3                 |
| SULLIVAN            | 288           | 5                          | 105                  | 36.5                 |
| WORTH               | 94            | 5                          | 1                    | 1.1                  |
| <b>TOTAL AREA 1</b> | <b>18,757</b> | <b>966</b>                 | <b>3,839</b>         | <b>20.5</b>          |
| <b>AREA 2</b>       |               |                            |                      |                      |
| ADAIR               | 591           | 2                          | 143                  | 24.2                 |
| AUDRAIN             | 665           | 3                          | 293                  | 44.1                 |
| BOONE               | 3,724         | 85                         | 1,915                | 51.4                 |
| CALLAWAY            | 1,247         | 17                         | 584                  | 46.8                 |
| CLARK               | 245           | 3                          | 108                  | 44.1                 |
| COLE                | 1,250         | 62                         | 312                  | 25.0                 |
| FRANKLIN            | 2,071         | 179                        | 338                  | 16.3                 |
| GASCONADE           | 319           | 9                          | 17                   | 5.3                  |
| JEFFERSON           | 4,551         | 129                        | 1,481                | 32.5                 |
| KNOX                | 146           | 10                         | 27                   | 18.5                 |
| LEWIS               | 289           | 11                         | 34                   | 11.8                 |
| LINCOLN             | 1,189         | 25                         | 369                  | 31.0                 |
| MACON               | 453           | 13                         | 121                  | 26.7                 |
| MARION              | 1,125         | 39                         | 231                  | 20.5                 |
| MONROE              | 262           | 9                          | 113                  | 43.1                 |
| MONTGOMERY          | 377           | 18                         | 25                   | 6.6                  |
| OSAGE               | 246           | 2                          | 129                  | 52.4                 |
| PIKE                | 646           | 29                         | 230                  | 35.6                 |
| RALLS               | 221           | 13                         | 12                   | 5.4                  |
| ST CHARLES          | 3,433         | 84                         | 1,149                | 33.5                 |
| SCHUYLER            | 146           | 5                          | 58                   | 39.7                 |
| SCOTLAND            | 181           | 6                          | 19                   | 10.5                 |
| SHELBY              | 214           | 13                         | 21                   | 9.8                  |
| WARREN              | 543           | 22                         | 97                   | 17.9                 |
| <b>TOTAL AREA 2</b> | <b>24,134</b> | <b>788</b>                 | <b>7,826</b>         | <b>32.4</b>          |
| <b>AREA 3</b>       |               |                            |                      |                      |
| BOLLINGER           | 553           | 11                         | 201                  | 36.3                 |
| BUTLER              | 1,827         | 117                        | 72                   | 3.9                  |
| CAPE GIRARDEAU      | 1,496         | 71                         | 177                  | 11.8                 |
| CARTER              | 398           | 23                         | 8                    | 2.0                  |
| CRAWFORD            | 822           | 74                         | 47                   | 5.7                  |
| DENT                | 761           | 49                         | 9                    | 1.2                  |
| DUNKLIN             | 2,017         | 130                        | 686                  | 34.0                 |

TABLE 14.

MC+ (CHILDREN AND CUSTODIAL PARENTS) AND MEDICAL ASSISTANCE FOR FAMILIES(MAF)  
 TOTAL CASES AND REINVESTIGATIONS  
 AUGUST 2000

| COUNTY          | #<br>CASES | #<br>REINVEST<br>COMPLETED | #<br>DELIN-<br>QUENT | %<br>DELIN-<br>QUENT |
|-----------------|------------|----------------------------|----------------------|----------------------|
| HOWELL          | 1,788      | 127                        | 339                  | 19.0                 |
| IRON            | 524        | 49                         | 50                   | 9.5                  |
| MADISON         | 505        | 35                         | 4                    | 0.8                  |
| MISSISSIPPI     | 722        | 59                         | 173                  | 24.0                 |
| NEW MADRID      | 1,017      | 51                         | 232                  | 22.8                 |
| OREGON          | 531        | 81                         | 1                    | 0.2                  |
| PEMISCOT        | 1,334      | 60                         | 301                  | 22.6                 |
| PERRY           | 521        | 30                         | 218                  | 41.8                 |
| REYNOLDS        | 368        | 32                         | 5                    | 1.4                  |
| RIPLEY          | 897        | 44                         | 67                   | 7.5                  |
| ST FRANCOIS     | 2,140      | 197                        | 133                  | 6.2                  |
| STE GENEVIEVE   | 492        | 22                         | 189                  | 38.4                 |
| SCOTT           | 1,825      | 112                        | 207                  | 11.3                 |
| SHANNON         | 574        | 40                         | 16                   | 2.8                  |
| STODDARD        | 1,239      | 73                         | 31                   | 2.5                  |
| WASHINGTON      | 1,279      | 180                        | 118                  | 9.2                  |
| WAYNE           | 814        | 52                         | 4                    | 0.5                  |
| TOTAL AREA 3    | 24,444     | 1,719                      | 3,288                | 13.5                 |
| AREA 4          |            |                            |                      |                      |
| BARRY           | 1,259      | 31                         | 442                  | 35.1                 |
| BARTON          | 420        | 13                         | 130                  | 31.0                 |
| BATES           | 584        | 64                         | 6                    | 1.0                  |
| BENTON          | 728        | 45                         | 256                  | 35.2                 |
| CAMDEN          | 1,226      | 56                         | 301                  | 24.6                 |
| CEDAR           | 601        | 13                         | 156                  | 26.0                 |
| CHRISTIAN       | 1,605      | 23                         | 780                  | 48.6                 |
| DADE            | 303        | 16                         | 75                   | 24.8                 |
| DALLAS          | 629        | 20                         | 114                  | 18.1                 |
| DOUGLAS         | 611        | 26                         | 27                   | 4.4                  |
| GREENE          | 6,490      | 308                        | 1,482                | 22.8                 |
| HENRY           | 764        | 52                         | 84                   | 11.0                 |
| HICKORY         | 464        | 14                         | 206                  | 44.4                 |
| JASPER          | 4,076      | 44                         | 1,962                | 48.1                 |
| LACLEDE         | 1,343      | 65                         | 261                  | 19.4                 |
| LAWRENCE        | 1,266      | 35                         | 434                  | 34.3                 |
| MCDONALD        | 1,120      | 7                          | 410                  | 36.6                 |
| MARIES          | 268        | 3                          | 104                  | 38.8                 |
| MILLER          | 1,045      | 64                         | 258                  | 24.7                 |
| MONITEAU        | 309        | 3                          | 129                  | 41.7                 |
| MORGAN          | 706        | 44                         | 183                  | 25.9                 |
| NEWTON          | 1,533      | 74                         | 194                  | 12.7                 |
| OZARK           | 465        | 24                         | 27                   | 5.8                  |
| PHELPS          | 1,475      | 73                         | 345                  | 23.4                 |
| POLK            | 1,023      | 63                         | 102                  | 10.0                 |
| PULASKI         | 1,258      | 65                         | 323                  | 25.7                 |
| ST CLAIR        | 347        | 13                         | 34                   | 9.8                  |
| STONE           | 1,139      | 19                         | 620                  | 54.4                 |
| TANEY           | 1,658      | 4                          | 893                  | 53.9                 |
| TEXAS           | 1,101      | 67                         | 134                  | 12.2                 |
| VERNON          | 977        | 30                         | 159                  | 16.3                 |
| WEBSTER         | 1,065      | 73                         | 217                  | 20.4                 |
| WRIGHT          | 946        | 94                         | 65                   | 6.9                  |
| TOTAL AREA 4    | 38,804     | 1,545                      | 10,913               | 28.1                 |
| AREA 5          |            |                            |                      |                      |
| JACKSON         | 19,735     | 562                        | 8,500                | 43.1                 |
| TOTAL AREA 5    | 19,735     | 562                        | 8,500                | 43.1                 |
| AREA 6          |            |                            |                      |                      |
| ST LOUIS CITY   | 15,599     | 435                        | 8,118                | 52.0                 |
| TOTAL AREA 6    | 15,599     | 435                        | 8,118                | 52.0                 |
| AREA 7          |            |                            |                      |                      |
| ST LOUIS COUNTY | 18,164     | 504                        | 9,707                | 53.4                 |
| TOTAL AREA 7    | 18,164     | 504                        | 9,707                | 53.4                 |
| STATEWIDE       | 159,637    | 6,519                      | 52,191               | 32.7                 |

TABLE 15.

MC+ APPLICATIONS FOR CHILDREN AND CUSTODIAL PARENTS  
AUGUST 2000

| COUNTY              | #<br>REC'D   | #<br>APPR  | #<br>REJ   | %<br>REJ    | TOTAL<br>RESOLVED | -----APPLICATION RESOLUTION----- |            |           |           |            |               |  |
|---------------------|--------------|------------|------------|-------------|-------------------|----------------------------------|------------|-----------|-----------|------------|---------------|--|
|                     |              |            |            |             |                   | UNDER<br>16                      | 16-<br>30  | 31-<br>45 | 46-<br>90 | OVER<br>90 | % >30<br>DAYS |  |
| <b>AREA 1</b>       |              |            |            |             |                   |                                  |            |           |           |            |               |  |
| ANDREW              | 32           | 30         | 6          | 16.7        | 36                | 27                               | 7          | 1         | 1         | 0          | 5.6           |  |
| ATCHISON            | 13           | 6          | 4          | 40.0        | 10                | 5                                | 4          | 1         | 0         | 0          | 10.0          |  |
| BUCHANAN            | 181          | 134        | 50         | 27.2        | 184               | 104                              | 76         | 4         | 0         | 0          | 2.2           |  |
| CALDWELL            | 22           | 11         | 3          | 21.4        | 14                | 10                               | 4          | 0         | 0         | 0          | 0.0           |  |
| CARROLL             | 17           | 14         | 7          | 33.3        | 21                | 11                               | 9          | 1         | 0         | 0          | 4.8           |  |
| CASS                | 117          | 71         | 16         | 18.4        | 87                | 47                               | 38         | 2         | 0         | 0          | 2.3           |  |
| CHARITON            | 11           | 12         | 3          | 20.0        | 15                | 8                                | 7          | 0         | 0         | 0          | 0.0           |  |
| CLAY                | 207          | 135        | 59         | 30.4        | 194               | 123                              | 67         | 2         | 2         | 0          | 2.1           |  |
| CLINTON             | 38           | 22         | 3          | 12.0        | 25                | 21                               | 3          | 0         | 1         | 0          | 4.0           |  |
| COOPER              | 24           | 9          | 4          | 30.8        | 13                | 11                               | 2          | 0         | 0         | 0          | 0.0           |  |
| DAVIESS             | 14           | 14         | 8          | 36.4        | 22                | 12                               | 10         | 0         | 0         | 0          | 0.0           |  |
| DE KALB             | 21           | 19         | 4          | 17.4        | 23                | 20                               | 3          | 0         | 0         | 0          | 0.0           |  |
| GENTRY              | 12           | 11         | 2          | 15.4        | 13                | 9                                | 3          | 0         | 1         | 0          | 7.7           |  |
| GRUNDY              | 24           | 10         | 7          | 41.2        | 17                | 8                                | 8          | 0         | 1         | 0          | 5.9           |  |
| HARRISON            | 25           | 20         | 2          | 9.1         | 22                | 16                               | 4          | 1         | 0         | 1          | 9.1           |  |
| HOLT                | 5            | 3          | 5          | 62.5        | 8                 | 1                                | 3          | 4         | 0         | 0          | 50.0          |  |
| HOWARD              | 11           | 6          | 4          | 40.0        | 10                | 6                                | 4          | 0         | 0         | 0          | 0.0           |  |
| JOHNSON             | 94           | 55         | 33         | 37.5        | 88                | 39                               | 40         | 7         | 2         | 0          | 10.2          |  |
| LAFAYETTE           | 61           | 35         | 14         | 28.6        | 49                | 24                               | 23         | 2         | 0         | 0          | 4.1           |  |
| LINN                | 28           | 27         | 8          | 22.9        | 35                | 21                               | 14         | 0         | 0         | 0          | 0.0           |  |
| LIVINGSTON          | 31           | 18         | 9          | 33.3        | 27                | 18                               | 8          | 1         | 0         | 0          | 3.7           |  |
| MERCER              | 13           | 8          | 3          | 27.3        | 11                | 9                                | 2          | 0         | 0         | 0          | 0.0           |  |
| NODAWAY             | 21           | 14         | 3          | 17.6        | 17                | 14                               | 3          | 0         | 0         | 0          | 0.0           |  |
| PETTIS              | 114          | 71         | 36         | 33.6        | 107               | 44                               | 53         | 8         | 1         | 1          | 9.3           |  |
| PLATTE              | 59           | 46         | 17         | 27.0        | 63                | 30                               | 31         | 2         | 0         | 0          | 3.2           |  |
| PUTNAM              | 13           | 5          | 3          | 37.5        | 8                 | 5                                | 3          | 0         | 0         | 0          | 0.0           |  |
| RANDOLPH            | 74           | 50         | 31         | 38.3        | 81                | 37                               | 42         | 2         | 0         | 0          | 2.5           |  |
| RAY                 | 37           | 24         | 11         | 31.4        | 35                | 22                               | 13         | 0         | 0         | 0          | 0.0           |  |
| SALINE              | 70           | 43         | 24         | 35.8        | 67                | 22                               | 42         | 2         | 1         | 0          | 4.5           |  |
| SULLIVAN            | 24           | 13         | 6          | 31.6        | 19                | 12                               | 7          | 0         | 0         | 0          | 0.0           |  |
| WORTH               | 3            | 3          | 0          | 0.0         | 3                 | 2                                | 1          | 0         | 0         | 0          | 0.0           |  |
| <b>TOTAL AREA 1</b> | <b>1,416</b> | <b>939</b> | <b>385</b> | <b>29.1</b> | <b>1,324</b>      | <b>738</b>                       | <b>534</b> | <b>40</b> | <b>10</b> | <b>2</b>   | <b>3.9</b>    |  |
| <b>AREA 2</b>       |              |            |            |             |                   |                                  |            |           |           |            |               |  |
| ADAIR               | 51           | 30         | 15         | 33.3        | 45                | 31                               | 12         | 1         | 1         | 0          | 4.4           |  |
| AUDRAIN             | 47           | 36         | 10         | 21.7        | 46                | 30                               | 12         | 4         | 0         | 0          | 8.7           |  |
| BOONE               | 197          | 102        | 77         | 43.0        | 179               | 100                              | 63         | 12        | 4         | 0          | 8.9           |  |
| CALLAWAY            | 60           | 37         | 21         | 36.2        | 58                | 30                               | 27         | 1         | 0         | 0          | 1.7           |  |
| CLARK               | 13           | 12         | 2          | 14.3        | 14                | 7                                | 7          | 0         | 0         | 0          | 0.0           |  |
| COLE                | 102          | 69         | 31         | 31.0        | 100               | 50                               | 44         | 5         | 1         | 0          | 6.0           |  |
| FRANKLIN            | 146          | 100        | 22         | 18.0        | 122               | 95                               | 24         | 3         | 0         | 0          | 2.5           |  |
| GASCONADE           | 26           | 24         | 9          | 27.3        | 33                | 21                               | 12         | 0         | 0         | 0          | 0.0           |  |
| JEFFERSON           | 266          | 165        | 111        | 40.2        | 276               | 148                              | 116        | 9         | 3         | 0          | 4.3           |  |
| KNOX                | 7            | 3          | 3          | 50.0        | 6                 | 5                                | 1          | 0         | 0         | 0          | 0.0           |  |
| LEWIS               | 21           | 19         | 0          | 0.0         | 19                | 9                                | 10         | 0         | 0         | 0          | 0.0           |  |
| LINCOLN             | 79           | 65         | 9          | 12.2        | 74                | 58                               | 14         | 2         | 0         | 0          | 2.7           |  |
| HACON               | 42           | 31         | 9          | 22.5        | 40                | 34                               | 6          | 0         | 0         | 0          | 0.0           |  |
| MARION              | 68           | 57         | 13         | 18.6        | 70                | 53                               | 15         | 2         | 0         | 0          | 2.9           |  |
| MONROE              | 18           | 13         | 8          | 38.1        | 21                | 14                               | 7          | 0         | 0         | 0          | 0.0           |  |
| MONTGOMERY          | 22           | 19         | 9          | 32.1        | 28                | 10                               | 16         | 2         | 0         | 0          | 7.1           |  |
| OSAGE               | 12           | 7          | 1          | 12.5        | 8                 | 5                                | 3          | 0         | 0         | 0          | 0.0           |  |
| PIKE                | 34           | 20         | 5          | 20.0        | 25                | 17                               | 8          | 0         | 0         | 0          | 0.0           |  |
| RALLS               | 19           | 14         | 4          | 22.2        | 18                | 13                               | 5          | 0         | 0         | 0          | 0.0           |  |
| ST CHARLES          | 201          | 123        | 68         | 35.6        | 191               | 137                              | 46         | 8         | 0         | 0          | 4.2           |  |
| SCHUYLER            | 5            | 3          | 5          | 62.5        | 8                 | 4                                | 4          | 0         | 0         | 0          | 0.0           |  |
| SCOTLAND            | 11           | 9          | 1          | 10.0        | 10                | 5                                | 5          | 0         | 0         | 0          | 0.0           |  |
| SHELBY              | 10           | 6          | 0          | 0.0         | 6                 | 6                                | 0          | 0         | 0         | 0          | 0.0           |  |
| WARREN              | 30           | 26         | 5          | 16.1        | 31                | 17                               | 13         | 1         | 0         | 0          | 3.2           |  |
| <b>TOTAL AREA 2</b> | <b>1,487</b> | <b>990</b> | <b>438</b> | <b>30.7</b> | <b>1,428</b>      | <b>899</b>                       | <b>470</b> | <b>50</b> | <b>9</b>  | <b>0</b>   | <b>4.1</b>    |  |
| <b>AREA 3</b>       |              |            |            |             |                   |                                  |            |           |           |            |               |  |
| BOLLINGER           | 19           | 12         | 1          | 7.7         | 13                | 4                                | 8          | 1         | 0         | 0          | 7.7           |  |
| BUTLER              | 124          | 83         | 35         | 29.7        | 118               | 75                               | 39         | 3         | 1         | 0          | 3.4           |  |
| CAPE GIRARDEAU      | 149          | 91         | 43         | 32.1        | 134               | 64                               | 61         | 7         | 1         | 1          | 6.7           |  |
| CARTER              | 22           | 18         | 4          | 18.2        | 22                | 17                               | 5          | 0         | 0         | 0          | 0.0           |  |
| CRAWFORD            | 97           | 45         | 29         | 39.2        | 74                | 44                               | 29         | 1         | 0         | 0          | 1.4           |  |
| DENT                | 41           | 29         | 9          | 23.7        | 38                | 16                               | 22         | 0         | 0         | 0          | 0.0           |  |
| DUNKLIN             | 145          | 81         | 45         | 35.7        | 126               | 63                               | 58         | 4         | 0         | 1          | 4.0           |  |

TABLE 15.

MC+ APPLICATIONS FOR CHILDREN AND CUSTODIAL PARENTS  
AUGUST 2000

| COUNTY          | #<br>REC'D | #<br>APPR | #<br>REJ | %<br>REJ | TOTAL<br>RESOLVED | -----APPLICATION RESOLUTION----- |           |           |           |            |               |
|-----------------|------------|-----------|----------|----------|-------------------|----------------------------------|-----------|-----------|-----------|------------|---------------|
|                 |            |           |          |          |                   | UNDER<br>16                      | 16-<br>30 | 31-<br>45 | 46-<br>90 | OVER<br>90 | % >30<br>DAYS |
| HOWELL          | 118        | 80        | 37       | 31.6     | 117               | 69                               | 43        | 4         | 1         | 0          | 4.3           |
| IRON            | 46         | 35        | 10       | 22.2     | 45                | 24                               | 21        | 0         | 0         | 0          | 0.0           |
| MADISON         | 42         | 21        | 12       | 36.4     | 33                | 29                               | 4         | 0         | 0         | 0          | 0.0           |
| MISSISSIPPI     | 62         | 45        | 17       | 27.4     | 62                | 39                               | 23        | 0         | 0         | 0          | 0.0           |
| NEW MADRID      | 63         | 35        | 34       | 49.3     | 69                | 29                               | 33        | 7         | 0         | 0          | 10.1          |
| OREGON          | 36         | 17        | 10       | 37.0     | 27                | 22                               | 3         | 2         | 0         | 0          | 7.4           |
| PEMISCOT        | 105        | 38        | 65       | 63.1     | 103               | 35                               | 65        | 3         | 0         | 0          | 2.9           |
| PERRY           | 32         | 15        | 11       | 42.3     | 26                | 12                               | 14        | 0         | 0         | 0          | 0.0           |
| REYNOLDS        | 26         | 15        | 7        | 31.8     | 22                | 9                                | 13        | 0         | 0         | 0          | 0.0           |
| RIPLEY          | 64         | 32        | 14       | 30.4     | 46                | 31                               | 12        | 2         | 1         | 0          | 6.5           |
| ST FRANCOIS     | 187        | 114       | 57       | 33.3     | 171               | 103                              | 60        | 8         | 0         | 0          | 4.7           |
| STE GENEVIEVE   | 32         | 22        | 6        | 21.4     | 28                | 13                               | 15        | 0         | 0         | 0          | 0.0           |
| SCOTT           | 162        | 97        | 54       | 35.8     | 151               | 82                               | 64        | 4         | 0         | 1          | 3.3           |
| SHANNON         | 32         | 27        | 5        | 15.6     | 32                | 27                               | 5         | 0         | 0         | 0          | 0.0           |
| STODDARD        | 93         | 60        | 17       | 22.1     | 77                | 44                               | 30        | 1         | 1         | 1          | 3.9           |
| WASHINGTON      | 109        | 56        | 29       | 34.1     | 85                | 50                               | 31        | 3         | 1         | 0          | 4.7           |
| WAYNE           | 58         | 36        | 10       | 21.7     | 46                | 27                               | 18        | 1         | 0         | 0          | 2.2           |
| TOTAL AREA 3    | 1,864      | 1,104     | 561      | 33.7     | 1,665             | 928                              | 676       | 51        | 6         | 4          | 3.7           |
| AREA 4          |            |           |          |          |                   |                                  |           |           |           |            |               |
| BARRY           | 123        | 81        | 32       | 28.3     | 113               | 65                               | 43        | 4         | 1         | 0          | 4.4           |
| BARTON          | 20         | 18        | 5        | 21.7     | 23                | 17                               | 3         | 2         | 1         | 0          | 13.0          |
| BATES           | 55         | 25        | 16       | 39.0     | 41                | 24                               | 16        | 1         | 0         | 0          | 2.4           |
| BENTON          | 38         | 31        | 8        | 20.5     | 39                | 28                               | 11        | 0         | 0         | 0          | 0.0           |
| CAMDEN          | 85         | 58        | 27       | 31.8     | 85                | 51                               | 23        | 9         | 2         | 0          | 12.9          |
| CEDAR           | 37         | 30        | 8        | 21.1     | 38                | 28                               | 8         | 2         | 0         | 0          | 5.3           |
| CHRISTIAN       | 92         | 45        | 20       | 30.8     | 65                | 39                               | 23        | 3         | 0         | 0          | 4.6           |
| DADE            | 22         | 17        | 6        | 26.1     | 23                | 18                               | 3         | 2         | 0         | 0          | 8.7           |
| DALLAS          | 43         | 26        | 8        | 23.5     | 34                | 21                               | 12        | 0         | 1         | 0          | 2.9           |
| DOUGLAS         | 36         | 27        | 3        | 10.0     | 30                | 23                               | 7         | 0         | 0         | 0          | 0.0           |
| GREENE          | 411        | 281       | 119      | 29.7     | 400               | 192                              | 161       | 31        | 13        | 3          | 11.8          |
| HENRY           | 58         | 49        | 15       | 23.4     | 64                | 40                               | 22        | 2         | 0         | 0          | 3.1           |
| HICKORY         | 27         | 22        | 8        | 26.7     | 30                | 18                               | 11        | 1         | 0         | 0          | 3.3           |
| JASPER          | 304        | 159       | 81       | 33.8     | 240               | 109                              | 96        | 27        | 8         | 0          | 14.6          |
| LACLEDE         | 106        | 72        | 22       | 23.4     | 94                | 51                               | 39        | 1         | 3         | 0          | 4.3           |
| LAWRENCE        | 115        | 61        | 28       | 31.5     | 89                | 66                               | 21        | 2         | 0         | 0          | 2.2           |
| MCDONALD        | 74         | 47        | 17       | 26.6     | 64                | 38                               | 24        | 2         | 0         | 0          | 3.1           |
| MARIES          | 14         | 10        | 3        | 23.1     | 13                | 7                                | 6         | 0         | 0         | 0          | 0.0           |
| MILLER          | 58         | 34        | 8        | 19.0     | 42                | 26                               | 16        | 0         | 0         | 0          | 0.0           |
| MONITEAU        | 14         | 10        | 8        | 44.4     | 18                | 7                                | 7         | 2         | 2         | 0          | 22.2          |
| MORGAN          | 51         | 18        | 13       | 41.9     | 31                | 14                               | 17        | 0         | 0         | 0          | 0.0           |
| NEWTON          | 130        | 106       | 30       | 22.1     | 136               | 82                               | 52        | 2         | 0         | 0          | 1.5           |
| OZARK           | 29         | 24        | 5        | 17.2     | 29                | 20                               | 7         | 2         | 0         | 0          | 6.9           |
| PHELPS          | 102        | 65        | 23       | 26.1     | 88                | 40                               | 43        | 2         | 3         | 0          | 5.7           |
| POLK            | 68         | 47        | 22       | 31.9     | 69                | 37                               | 28        | 3         | 1         | 0          | 5.8           |
| PULASKI         | 102        | 68        | 34       | 33.3     | 102               | 44                               | 50        | 8         | 0         | 0          | 7.8           |
| ST CLAIR        | 36         | 24        | 7        | 22.6     | 31                | 23                               | 7         | 1         | 0         | 0          | 3.2           |
| STONE           | 76         | 48        | 18       | 27.3     | 66                | 41                               | 22        | 2         | 1         | 0          | 4.5           |
| TANEY           | 132        | 64        | 54       | 45.8     | 118               | 55                               | 59        | 4         | 0         | 0          | 3.4           |
| TEXAS           | 68         | 49        | 14       | 22.2     | 63                | 43                               | 18        | 2         | 0         | 0          | 3.2           |
| VERNON          | 187        | 160       | 25       | 13.5     | 185               | 114                              | 60        | 9         | 2         | 0          | 5.9           |
| WEBSTER         | 74         | 46        | 26       | 36.1     | 72                | 25                               | 44        | 3         | 0         | 0          | 4.2           |
| WRIGHT          | 80         | 55        | 22       | 28.6     | 77                | 66                               | 10        | 1         | 0         | 0          | 1.3           |
| TOTAL AREA 4    | 2,867      | 1,877     | 735      | 28.1     | 2,612             | 1,472                            | 969       | 130       | 38        | 3          | 6.5           |
| AREA 5          |            |           |          |          |                   |                                  |           |           |           |            |               |
| JACKSON         | 1,153      | 744       | 282      | 27.5     | 1,026             | 442                              | 492       | 69        | 21        | 2          | 9.0           |
| TOTAL AREA 5    | 1,153      | 744       | 282      | 27.5     | 1,026             | 442                              | 492       | 69        | 21        | 2          | 9.0           |
| AREA 6          |            |           |          |          |                   |                                  |           |           |           |            |               |
| ST LOUIS CITY   | 591        | 402       | 160      | 28.5     | 562               | 340                              | 173       | 40        | 8         | 1          | 8.7           |
| TOTAL AREA 6    | 591        | 402       | 160      | 28.5     | 562               | 340                              | 173       | 40        | 8         | 1          | 8.7           |
| AREA 7          |            |           |          |          |                   |                                  |           |           |           |            |               |
| ST LOUIS COUNTY | 718        | 494       | 148      | 23.1     | 642               | 400                              | 160       | 60        | 15        | 7          | 12.8          |
| TOTAL AREA 7    | 718        | 494       | 148      | 23.1     | 642               | 400                              | 160       | 60        | 15        | 7          | 12.8          |
| STATEWIDE       | 10,096     | 6,550     | 2,709    | 29.3     | 9,259             | 5,219                            | 3,474     | 440       | 107       | 19         | 6.1           |

TABLE 16.

GENERAL RELIEF CASELOADS\*  
TOTAL CASES AND REINVESTIGATIONS  
AUGUST 2000

| COUNTY         | #<br>CASES | #<br>REINVEST<br>COMPLETED | #<br>DELIN-<br>QUENT | %<br>DELIN-<br>QUENT |
|----------------|------------|----------------------------|----------------------|----------------------|
| AREA 1         |            |                            |                      |                      |
| ANDREW         | 44         | 0                          | 3                    | 6.8                  |
| ATCHISON       | 16         | 0                          | 1                    | 6.3                  |
| BUCHANAN       | 408        | 2                          | 23                   | 5.6                  |
| CALDWELL       | 23         | 0                          | 1                    | 4.3                  |
| CARROLL        | 47         | 0                          | 1                    | 2.1                  |
| CASS           | 187        | 0                          | 11                   | 5.9                  |
| CHARITON       | 28         | 0                          | 0                    | 0.0                  |
| CLAY           | 456        | 9                          | 11                   | 2.4                  |
| CLINTON        | 79         | 0                          | 2                    | 2.5                  |
| COOPER         | 53         | 0                          | 6                    | 11.3                 |
| DAVISS         | 39         | 1                          | 2                    | 5.1                  |
| DE KALB        | 30         | 0                          | 0                    | 0.0                  |
| GENTRY         | 29         | 1                          | 1                    | 3.4                  |
| GRUNDY         | 46         | 0                          | 3                    | 6.5                  |
| HARRISON       | 59         | 0                          | 2                    | 3.4                  |
| HOLT           | 14         | 0                          | 0                    | 0.0                  |
| HOWARD         | 39         | 0                          | 2                    | 5.1                  |
| JOHNSON        | 147        | 0                          | 11                   | 7.5                  |
| LAFAYETTE      | 103        | 0                          | 13                   | 12.6                 |
| LINN           | 68         | 0                          | 3                    | 4.4                  |
| LIVINGSTON     | 73         | 1                          | 3                    | 4.1                  |
| MERCER         | 14         | 0                          | 1                    | 7.1                  |
| NODAWAY        | 60         | 0                          | 7                    | 11.7                 |
| PETTIS         | 178        | 1                          | 6                    | 3.4                  |
| PLATTE         | 114        | 0                          | 2                    | 1.8                  |
| PUTNAM         | 32         | 0                          | 9                    | 28.1                 |
| RANDOLPH       | 134        | 2                          | 4                    | 3.0                  |
| RAY            | 64         | 0                          | 1                    | 1.6                  |
| SALINE         | 100        | 2                          | 11                   | 11.0                 |
| SULLIVAN       | 51         | 0                          | 9                    | 17.6                 |
| WORTH          | 6          | 0                          | 0                    | 0.0                  |
| TOTAL AREA 1   | 2,741      | 19                         | 149                  | 5.4                  |
| AREA 2         |            |                            |                      |                      |
| ADAIR          | 99         | 0                          | 6                    | 6.1                  |
| AUDRAIN        | 108        | 0                          | 12                   | 11.1                 |
| BOONE          | 374        | 2                          | 14                   | 3.7                  |
| CALLAWAY       | 138        | 1                          | 9                    | 6.5                  |
| CLARK          | 31         | 0                          | 1                    | 3.2                  |
| COLE           | 167        | 2                          | 2                    | 1.2                  |
| FRANKLIN       | 254        | 1                          | 12                   | 4.7                  |
| GASCONADE      | 51         | 0                          | 1                    | 2.0                  |
| JEFFERSON      | 471        | 4                          | 26                   | 5.5                  |
| KNOX           | 13         | 0                          | 1                    | 7.7                  |
| LEWIS          | 32         | 0                          | 1                    | 3.1                  |
| LINCOLN        | 120        | 1                          | 3                    | 2.5                  |
| MACON          | 71         | 0                          | 13                   | 18.3                 |
| MARION         | 150        | 1                          | 5                    | 3.3                  |
| MONROE         | 36         | 0                          | 3                    | 8.3                  |
| MONTGOMERY     | 49         | 0                          | 1                    | 2.0                  |
| OSAGE          | 27         | 0                          | 2                    | 7.4                  |
| PIKE           | 58         | 0                          | 5                    | 8.6                  |
| RALLS          | 25         | 0                          | 0                    | 0.0                  |
| ST CHARLES     | 455        | 1                          | 14                   | 3.1                  |
| SCHUYLER       | 23         | 0                          | 1                    | 4.3                  |
| SCOTLAND       | 14         | 0                          | 2                    | 14.3                 |
| SHELBY         | 35         | 3                          | 0                    | 0.0                  |
| WARREN         | 66         | 0                          | 0                    | 0.0                  |
| TOTAL AREA 2   | 2,867      | 16                         | 134                  | 4.7                  |
| AREA 3         |            |                            |                      |                      |
| BOLLINGER      | 61         | 0                          | 6                    | 9.8                  |
| BUTLER         | 254        | 2                          | 1                    | 0.4                  |
| CAPE GIRARDEAU | 296        | 1                          | 9                    | 3.0                  |
| CARTER         | 63         | 1                          | 1                    | 1.6                  |
| CRAWFORD       | 116        | 4                          | 1                    | 0.9                  |
| DENT           | 87         | 0                          | 0                    | 0.0                  |
| DUNKLIN        | 193        | 4                          | 12                   | 6.2                  |
| HOWELL         | 185        | 3                          | 5                    | 2.7                  |

TABLE 16.  
 GENERAL RELIEF CASELOADS\*  
 TOTAL CASES AND REINVESTIGATIONS  
 AUGUST 2000

| COUNTY          | #<br>CASES | #<br>REINVEST<br>COMPLETED | #<br>DELIN-<br>QUENT | %<br>DELIN-<br>QUENT |
|-----------------|------------|----------------------------|----------------------|----------------------|
| IRON            | 48         | 1                          | 4                    | 8.3                  |
| MADISON         | 54         | 2                          | 0                    | 0.0                  |
| MISSISSIPPI     | 90         | 3                          | 9                    | 10.0                 |
| NEW MADRID      | 120        | 2                          | 3                    | 2.5                  |
| OREGON          | 55         | 1                          | 1                    | 1.8                  |
| PEMISCOT        | 112        | 0                          | 8                    | 7.1                  |
| PERRY           | 75         | 0                          | 9                    | 12.0                 |
| REYNOLDS        | 37         | 0                          | 0                    | 0.0                  |
| RIPLEY          | 110        | 0                          | 3                    | 2.7                  |
| ST FRANCOIS     | 335        | 6                          | 7                    | 2.1                  |
| STE GENEVIEVE   | 54         | 2                          | 8                    | 14.8                 |
| SCOTT           | 211        | 0                          | 5                    | 2.4                  |
| SHANNON         | 70         | 2                          | 0                    | 0.0                  |
| STODDARD        | 163        | 0                          | 5                    | 3.1                  |
| WASHINGTON      | 164        | 12                         | 4                    | 2.4                  |
| WAYNE           | 88         | 1                          | 0                    | 0.0                  |
| TOTAL AREA 3    | 3,041      | 47                         | 101                  | 3.3                  |
| AREA 4          |            |                            |                      |                      |
| BARRY           | 166        | 1                          | 14                   | 8.4                  |
| BARTON          | 60         | 0                          | 5                    | 8.3                  |
| BATES           | 72         | 2                          | 0                    | 0.0                  |
| BENTON          | 58         | 0                          | 1                    | 1.7                  |
| CAMDEN          | 146        | 2                          | 6                    | 4.1                  |
| CEDAR           | 74         | 0                          | 5                    | 6.8                  |
| CHRISTIAN       | 232        | 0                          | 14                   | 6.0                  |
| DADE            | 41         | 1                          | 0                    | 0.0                  |
| DALLAS          | 75         | 0                          | 4                    | 5.3                  |
| DOUGLAS         | 60         | 0                          | 2                    | 3.3                  |
| GREENE          | 1,016      | 1                          | 87                   | 8.6                  |
| HENRY           | 117        | 0                          | 0                    | 0.0                  |
| HICKORY         | 41         | 0                          | 1                    | 2.4                  |
| JASPER          | 580        | 0                          | 50                   | 8.6                  |
| LACLEDE         | 193        | 1                          | 9                    | 4.7                  |
| LAWRENCE        | 158        | 1                          | 9                    | 5.7                  |
| MCDONALD        | 125        | 0                          | 1                    | 0.8                  |
| MARIES          | 32         | 0                          | 6                    | 18.8                 |
| MILLER          | 124        | 2                          | 8                    | 6.5                  |
| MONITEAU        | 52         | 0                          | 5                    | 9.6                  |
| MORGAN          | 77         | 0                          | 6                    | 7.8                  |
| NEWTON          | 264        | 2                          | 5                    | 1.9                  |
| OZARK           | 62         | 0                          | 3                    | 4.8                  |
| PHELPS          | 157        | 0                          | 8                    | 5.1                  |
| POLK            | 116        | 1                          | 2                    | 1.7                  |
| PULASKI         | 105        | 1                          | 8                    | 7.6                  |
| ST CLAIR        | 45         | 0                          | 0                    | 0.0                  |
| STONE           | 151        | 0                          | 11                   | 7.3                  |
| TANEY           | 247        | 0                          | 9                    | 3.6                  |
| TEXAS           | 115        | 1                          | 2                    | 1.7                  |
| VERNON          | 118        | 0                          | 3                    | 2.5                  |
| WEBSTER         | 149        | 0                          | 3                    | 2.0                  |
| WRIGHT          | 114        | 2                          | 3                    | 2.6                  |
| TOTAL AREA 4    | 5,142      | 18                         | 290                  | 5.6                  |
| AREA 5          |            |                            |                      |                      |
| JACKSON         | 2,005      | 5                          | 145                  | 7.2                  |
| TOTAL AREA 5    | 2,005      | 5                          | 145                  | 7.2                  |
| AREA 6          |            |                            |                      |                      |
| ST LOUIS CITY   | 1,622      | 8                          | 296                  | 18.2                 |
| TOTAL AREA 6    | 1,622      | 8                          | 296                  | 18.2                 |
| AREA 7          |            |                            |                      |                      |
| ST LOUIS COUNTY | 1,471      | 4                          | 73                   | 5.0                  |
| TOTAL AREA 7    | 1,471      | 4                          | 73                   | 5.0                  |
| STATEWIDE       | 18,889     | 117                        | 1,188                | 6.3                  |

\*INCLUDES ALL CASES WITH GR NUMBERS.

TABLE 17.

GENERAL RELIEF APPLICATIONS\*  
AUGUST 2000

| COUNTY         | #<br>REC'D | #<br>APPR | #<br>REJ | %<br>REJ | TOTAL<br>RESOLVED | -----APPLICATION RESOLUTION----- |           |           |            |             |               |  |
|----------------|------------|-----------|----------|----------|-------------------|----------------------------------|-----------|-----------|------------|-------------|---------------|--|
|                |            |           |          |          |                   | UNDER<br>31                      | 31-<br>45 | 46-<br>90 | 91-<br>105 | OVER<br>105 | % >45<br>DAYS |  |
| AREA 1         |            |           |          |          |                   |                                  |           |           |            |             |               |  |
| ANDREW         | 3          | 2         | 3        | 60.0     | 5                 | 3                                | 1         | 1         | 0          | 0           | 20.0          |  |
| ATCHISON       | 2          | 1         | 1        | 50.0     | 2                 | 0                                | 1         | 0         | 0          | 1           | 50.0          |  |
| BUCHANAN       | 27         | 10        | 19       | 65.5     | 29                | 7                                | 9         | 6         | 2          | 5           | 44.8          |  |
| CALDWELL       | 1          | 1         | 2        | 66.7     | 3                 | 1                                | 0         | 2         | 0          | 0           | 66.7          |  |
| CARROLL        | 0          | 1         | 1        | 50.0     | 2                 | 1                                | 1         | 0         | 0          | 0           | 0.0           |  |
| CASS           | 10         | 0         | 6        | 100.0    | 6                 | 3                                | 1         | 2         | 0          | 0           | 33.3          |  |
| CHARITON       | 0          | 0         | 1        | 100.0    | 1                 | 0                                | 0         | 1         | 0          | 0           | 100.0         |  |
| CLAY           | 29         | 9         | 18       | 66.7     | 27                | 15                               | 3         | 8         | 0          | 1           | 33.3          |  |
| CLINTON        | 6          | 2         | 5        | 71.4     | 7                 | 2                                | 3         | 2         | 0          | 0           | 28.6          |  |
| COOPER         | 5          | 0         | 6        | 100.0    | 6                 | 2                                | 1         | 3         | 0          | 0           | 50.0          |  |
| DAVISS         | 2          | 1         | 1        | 50.0     | 2                 | 2                                | 0         | 0         | 0          | 0           | 0.0           |  |
| DE KALB        | 5          | 1         | 0        | 0.0      | 1                 | 1                                | 0         | 0         | 0          | 0           | 0.0           |  |
| GENTRY         | 2          | 0         | 2        | 100.0    | 2                 | 1                                | 1         | 0         | 0          | 0           | 0.0           |  |
| GRUNDY         | 6          | 1         | 4        | 80.0     | 5                 | 2                                | 0         | 2         | 0          | 1           | 60.0          |  |
| HARRISON       | 2          | 2         | 0        | 0.0      | 2                 | 1                                | 1         | 0         | 0          | 0           | 0.0           |  |
| HOLT           | 4          | 0         | 3        | 100.0    | 3                 | 0                                | 1         | 2         | 0          | 0           | 66.7          |  |
| HOWARD         | 1          | 0         | 1        | 100.0    | 1                 | 0                                | 0         | 1         | 0          | 0           | 100.0         |  |
| JOHNSON        | 14         | 3         | 14       | 82.4     | 17                | 6                                | 0         | 7         | 0          | 4           | 64.7          |  |
| LAFAYETTE      | 4          | 0         | 3        | 100.0    | 3                 | 0                                | 0         | 2         | 0          | 1           | 100.0         |  |
| LINN           | 5          | 3         | 3        | 50.0     | 6                 | 4                                | 2         | 0         | 0          | 0           | 0.0           |  |
| LIVINGSTON     | 8          | 3         | 3        | 50.0     | 6                 | 3                                | 0         | 1         | 0          | 2           | 50.0          |  |
| MERCER         | 2          | 0         | 1        | 100.0    | 1                 | 0                                | 0         | 1         | 0          | 0           | 100.0         |  |
| NODAWAY        | 4          | 0         | 4        | 100.0    | 4                 | 3                                | 1         | 0         | 0          | 0           | 0.0           |  |
| PETTIS         | 12         | 2         | 6        | 75.0     | 8                 | 3                                | 3         | 0         | 1          | 1           | 25.0          |  |
| PLATTE         | 9          | 3         | 7        | 70.0     | 10                | 3                                | 2         | 2         | 1          | 2           | 50.0          |  |
| PUTNAM         | 0          | 1         | 1        | 50.0     | 2                 | 0                                | 1         | 1         | 0          | 0           | 50.0          |  |
| RANDOLPH       | 7          | 0         | 10       | 100.0    | 10                | 4                                | 0         | 4         | 1          | 1           | 60.0          |  |
| RAY            | 7          | 3         | 5        | 62.5     | 8                 | 6                                | 1         | 1         | 0          | 0           | 12.5          |  |
| SALINE         | 12         | 1         | 14       | 93.3     | 15                | 5                                | 6         | 4         | 0          | 0           | 26.7          |  |
| SULLIVAN       | 4          | 0         | 6        | 100.0    | 6                 | 0                                | 1         | 4         | 0          | 1           | 83.3          |  |
| WORTH          | 1          | 0         | 1        | 100.0    | 1                 | 0                                | 0         | 1         | 0          | 0           | 100.0         |  |
| TOTAL AREA 1   | 194        | 50        | 151      | 75.1     | 201               | 78                               | 40        | 58        | 5          | 20          | 41.3          |  |
| AREA 2         |            |           |          |          |                   |                                  |           |           |            |             |               |  |
| ADAIR          | 10         | 3         | 5        | 62.5     | 8                 | 2                                | 1         | 5         | 0          | 0           | 62.5          |  |
| AUDRAIN        | 9          | 2         | 8        | 80.0     | 10                | 2                                | 3         | 2         | 1          | 2           | 50.0          |  |
| BOONE          | 50         | 4         | 38       | 90.5     | 42                | 13                               | 17        | 9         | 0          | 3           | 28.6          |  |
| CALLAWAY       | 19         | 2         | 10       | 83.3     | 12                | 4                                | 1         | 6         | 1          | 0           | 58.3          |  |
| CLARK          | 1          | 1         | 1        | 50.0     | 2                 | 0                                | 2         | 0         | 0          | 0           | 0.0           |  |
| COLE           | 28         | 1         | 23       | 95.8     | 24                | 5                                | 13        | 5         | 1          | 0           | 25.0          |  |
| FRANKLIN       | 23         | 1         | 25       | 96.2     | 26                | 5                                | 12        | 8         | 0          | 1           | 34.6          |  |
| GASCONADE      | 7          | 0         | 3        | 100.0    | 3                 | 3                                | 0         | 0         | 0          | 0           | 0.0           |  |
| JEFFERSON      | 45         | 9         | 37       | 80.4     | 46                | 15                               | 9         | 17        | 1          | 4           | 47.8          |  |
| KNOX           | 0          | 0         | 0        | 0.0      | 0                 | 0                                | 0         | 0         | 0          | 0           | 0.0           |  |
| LEWIS          | 3          | 1         | 2        | 66.7     | 3                 | 3                                | 0         | 0         | 0          | 0           | 0.0           |  |
| LINCOLN        | 15         | 3         | 7        | 70.0     | 10                | 4                                | 6         | 0         | 0          | 0           | 0.0           |  |
| MACON          | 5          | 0         | 5        | 100.0    | 5                 | 3                                | 2         | 0         | 0          | 0           | 0.0           |  |
| MARION         | 10         | 3         | 1        | 25.0     | 4                 | 3                                | 1         | 0         | 0          | 0           | 0.0           |  |
| MONROE         | 1          | 0         | 0        | 0.0      | 0                 | 0                                | 0         | 0         | 0          | 0           | 0.0           |  |
| MONTGOMERY     | 3          | 1         | 0        | 0.0      | 1                 | 1                                | 0         | 0         | 0          | 0           | 0.0           |  |
| OSAGE          | 0          | 0         | 2        | 100.0    | 2                 | 0                                | 0         | 2         | 0          | 0           | 100.0         |  |
| PIKE           | 2          | 1         | 1        | 50.0     | 2                 | 1                                | 0         | 1         | 0          | 0           | 50.0          |  |
| RALLS          | 3          | 1         | 4        | 80.0     | 5                 | 3                                | 0         | 2         | 0          | 0           | 40.0          |  |
| ST CHARLES     | 26         | 4         | 14       | 77.8     | 18                | 7                                | 3         | 8         | 0          | 0           | 44.4          |  |
| SCHUYLER       | 5          | 0         | 1        | 100.0    | 1                 | 1                                | 0         | 0         | 0          | 0           | 0.0           |  |
| SCOTLAND       | 3          | 2         | 0        | 0.0      | 2                 | 1                                | 1         | 0         | 0          | 0           | 0.0           |  |
| SHELBY         | 3          | 1         | 1        | 50.0     | 2                 | 0                                | 0         | 2         | 0          | 0           | 100.0         |  |
| HARREN         | 7          | 0         | 5        | 100.0    | 5                 | 2                                | 2         | 0         | 0          | 1           | 20.0          |  |
| TOTAL AREA 2   | 278        | 40        | 193      | 82.8     | 233               | 78                               | 73        | 67        | 4          | 11          | 35.2          |  |
| AREA 3         |            |           |          |          |                   |                                  |           |           |            |             |               |  |
| BOLLINGER      | 8          | 4         | 3        | 42.9     | 7                 | 0                                | 3         | 3         | 1          | 0           | 57.1          |  |
| BUTLER         | 57         | 17        | 31       | 64.6     | 48                | 31                               | 8         | 7         | 1          | 1           | 18.8          |  |
| CAPE GIRARDEAU | 36         | 9         | 19       | 67.9     | 28                | 12                               | 7         | 6         | 0          | 3           | 32.1          |  |
| CARTER         | 7          | 3         | 3        | 50.0     | 6                 | 5                                | 0         | 1         | 0          | 0           | 16.7          |  |
| CRAWFORD       | 26         | 3         | 23       | 88.5     | 26                | 18                               | 3         | 5         | 0          | 0           | 19.2          |  |
| DENT           | 13         | 0         | 2        | 100.0    | 2                 | 1                                | 0         | 1         | 0          | 0           | 50.0          |  |
| DUNKLIN        | 36         | 11        | 26       | 70.3     | 37                | 13                               | 13        | 10        | 0          | 1           | 29.7          |  |
| HOWELL         | 22         | 4         | 28       | 87.5     | 32                | 8                                | 5         | 10        | 2          | 7           | 59.4          |  |

TABLE 17.

GENERAL RELIEF APPLICATIONS\*  
AUGUST 2000

| COUNTY          | #<br>REC'D | #<br>APPR | #<br>REJ | %<br>REJ | TOTAL<br>RESOLVED | -----APPLICATION RESOLUTION----- |           |           |            |             |               |
|-----------------|------------|-----------|----------|----------|-------------------|----------------------------------|-----------|-----------|------------|-------------|---------------|
|                 |            |           |          |          |                   | UNDER<br>31                      | 31-<br>45 | 46-<br>90 | 91-<br>105 | OVER<br>105 | % >45<br>DAYS |
| IRON            | 9          | 3         | 14       | 82.4     | 17                | 14                               | 1         | 2         | 0          | 0           | 11.8          |
| MADISON         | 7          | 2         | 3        | 60.0     | 5                 | 2                                | 1         | 1         | 0          | 1           | 40.0          |
| MISSISSIPPI     | 12         | 3         | 6        | 66.7     | 9                 | 6                                | 1         | 2         | 0          | 0           | 22.2          |
| NEW MADRID      | 14         | 3         | 17       | 85.0     | 20                | 6                                | 10        | 3         | 0          | 1           | 20.0          |
| OREGON          | 8          | 2         | 4        | 66.7     | 6                 | 4                                | 0         | 0         | 0          | 2           | 33.3          |
| PEMISCOT        | 33         | 1         | 31       | 96.9     | 32                | 18                               | 7         | 7         | 0          | 0           | 21.9          |
| PERRY           | 4          | 1         | 4        | 80.0     | 5                 | 3                                | 1         | 0         | 0          | 1           | 20.0          |
| REYNOLDS        | 10         | 2         | 9        | 81.8     | 11                | 5                                | 3         | 2         | 1          | 0           | 27.3          |
| RIPLEY          | 10         | 2         | 4        | 66.7     | 6                 | 1                                | 4         | 1         | 0          | 0           | 16.7          |
| ST FRANCOIS     | 62         | 10        | 41       | 80.4     | 51                | 26                               | 8         | 15        | 1          | 1           | 33.3          |
| STE GENEVIEVE   | 2          | 0         | 3        | 100.0    | 3                 | 1                                | 2         | 0         | 0          | 0           | 0.0           |
| SCOTT           | 38         | 3         | 16       | 84.2     | 19                | 10                               | 4         | 4         | 1          | 0           | 26.3          |
| SHANNON         | 16         | 6         | 8        | 57.1     | 14                | 8                                | 3         | 2         | 0          | 1           | 21.4          |
| STODDARD        | 16         | 4         | 8        | 66.7     | 12                | 5                                | 2         | 5         | 0          | 0           | 41.7          |
| WASHINGTON      | 21         | 12        | 8        | 40.0     | 20                | 12                               | 3         | 3         | 2          | 0           | 25.0          |
| WAYNE           | 20         | 4         | 14       | 77.8     | 18                | 7                                | 8         | 3         | 0          | 0           | 16.7          |
| TOTAL AREA 3    | 487        | 109       | 325      | 74.9     | 434               | 216                              | 97        | 93        | 9          | 19          | 27.9          |
| AREA 4          |            |           |          |          |                   |                                  |           |           |            |             |               |
| BARRY           | 13         | 3         | 12       | 80.0     | 15                | 2                                | 6         | 5         | 0          | 2           | 46.7          |
| BARTON          | 2          | 0         | 3        | 100.0    | 3                 | 2                                | 0         | 0         | 0          | 1           | 33.3          |
| BATES           | 12         | 3         | 4        | 57.1     | 7                 | 3                                | 3         | 1         | 0          | 0           | 14.3          |
| BENTON          | 17         | 1         | 6        | 85.7     | 7                 | 4                                | 0         | 3         | 0          | 0           | 42.9          |
| CAMDEN          | 13         | 3         | 13       | 81.3     | 16                | 3                                | 4         | 6         | 3          | 0           | 56.3          |
| CEDAR           | 5          | 1         | 2        | 66.7     | 3                 | 1                                | 0         | 1         | 1          | 0           | 66.7          |
| CHRISTIAN       | 12         | 1         | 11       | 91.7     | 12                | 5                                | 3         | 3         | 0          | 1           | 33.3          |
| DADE            | 4          | 1         | 2        | 66.7     | 3                 | 0                                | 1         | 1         | 1          | 0           | 66.7          |
| DALLAS          | 9          | 0         | 3        | 100.0    | 3                 | 2                                | 0         | 1         | 0          | 0           | 33.3          |
| DOUGLAS         | 7          | 1         | 4        | 80.0     | 5                 | 3                                | 1         | 0         | 1          | 0           | 20.0          |
| GREENE          | 123        | 19        | 83       | 82.2     | 101               | 39                               | 24        | 25        | 3          | 10          | 37.6          |
| HENRY           | 10         | 3         | 8        | 72.7     | 11                | 5                                | 2         | 3         | 1          | 0           | 36.4          |
| HICKORY         | 6          | 2         | 5        | 71.4     | 7                 | 3                                | 1         | 2         | 0          | 1           | 42.9          |
| JASPER          | 41         | 9         | 32       | 78.0     | 41                | 14                               | 5         | 10        | 5          | 7           | 53.7          |
| LACLEDE         | 29         | 4         | 17       | 81.0     | 21                | 12                               | 2         | 7         | 0          | 0           | 33.3          |
| LAWRENCE        | 26         | 4         | 13       | 76.5     | 17                | 7                                | 6         | 3         | 0          | 1           | 23.5          |
| MCDONALD        | 13         | 3         | 6        | 66.7     | 9                 | 1                                | 2         | 5         | 1          | 0           | 66.7          |
| MARIES          | 1          | 1         | 3        | 75.0     | 4                 | 1                                | 1         | 2         | 0          | 0           | 50.0          |
| MILLER          | 24         | 0         | 8        | 100.0    | 8                 | 4                                | 0         | 3         | 0          | 1           | 50.0          |
| MONITEAU        | 2          | 2         | 7        | 77.8     | 9                 | 3                                | 2         | 2         | 2          | 0           | 44.4          |
| MORGAN          | 5          | 3         | 7        | 70.0     | 10                | 2                                | 2         | 3         | 1          | 2           | 60.0          |
| NEWTON          | 27         | 8         | 15       | 65.2     | 23                | 12                               | 3         | 7         | 1          | 0           | 34.8          |
| OZARK           | 9          | 2         | 8        | 80.0     | 10                | 3                                | 3         | 4         | 0          | 0           | 40.0          |
| PHELPS          | 18         | 2         | 12       | 85.7     | 14                | 4                                | 4         | 2         | 2          | 2           | 42.9          |
| POLK            | 7          | 3         | 6        | 66.7     | 9                 | 2                                | 1         | 3         | 2          | 1           | 66.7          |
| PULASKI         | 21         | 5         | 11       | 68.8     | 16                | 4                                | 4         | 4         | 1          | 3           | 50.0          |
| ST CLAIR        | 7          | 2         | 4        | 66.7     | 6                 | 3                                | 2         | 0         | 0          | 1           | 16.7          |
| STONE           | 11         | 3         | 6        | 66.7     | 9                 | 5                                | 1         | 1         | 1          | 1           | 33.3          |
| TANEY           | 32         | 4         | 14       | 77.8     | 18                | 11                               | 2         | 5         | 0          | 0           | 27.8          |
| TEXAS           | 12         | 3         | 16       | 84.2     | 19                | 10                               | 5         | 3         | 0          | 1           | 21.1          |
| VERNON          | 7          | 3         | 8        | 72.7     | 11                | 7                                | 1         | 3         | 0          | 0           | 27.3          |
| WEBSTER         | 13         | 3         | 6        | 66.7     | 9                 | 3                                | 2         | 4         | 0          | 0           | 44.4          |
| WRIGHT          | 14         | 4         | 14       | 77.8     | 18                | 9                                | 1         | 8         | 0          | 0           | 44.4          |
| TOTAL AREA 4    | 552        | 106       | 369      | 77.8     | 474               | 189                              | 94        | 130       | 26         | 35          | 40.3          |
| AREA 5          |            |           |          |          |                   |                                  |           |           |            |             |               |
| JACKSON         | 270        | 37        | 174      | 82.5     | 211               | 48                               | 38        | 79        | 15         | 31          | 59.2          |
| TOTAL AREA 5    | 270        | 37        | 174      | 82.5     | 211               | 48                               | 38        | 79        | 15         | 31          | 59.2          |
| AREA 6          |            |           |          |          |                   |                                  |           |           |            |             |               |
| ST LOUIS CITY   | 290        | 51        | 216      | 80.9     | 267               | 64                               | 54        | 100       | 13         | 36          | 55.8          |
| TOTAL AREA 6    | 290        | 51        | 216      | 80.9     | 267               | 64                               | 54        | 100       | 13         | 36          | 55.8          |
| AREA 7          |            |           |          |          |                   |                                  |           |           |            |             |               |
| ST LOUIS COUNTY | 156        | 35        | 121      | 77.6     | 156               | 58                               | 29        | 64        | 0          | 5           | 44.2          |
| TOTAL AREA 7    | 156        | 35        | 121      | 77.6     | 156               | 58                               | 29        | 64        | 0          | 5           | 44.2          |
| STATEWIDE       | 2,227      | 428       | 1,549    | 78.4     | 1,976             | 731                              | 425       | 591       | 72         | 157         | 41.5          |

\*EXCLUDES MEDICAID FOR PREGNANT WOMEN, INCLUDES NEWBORNS AND REFUGEES.





FIGURE 6. MEDICAL ASSISTANCE RECIPIENTS

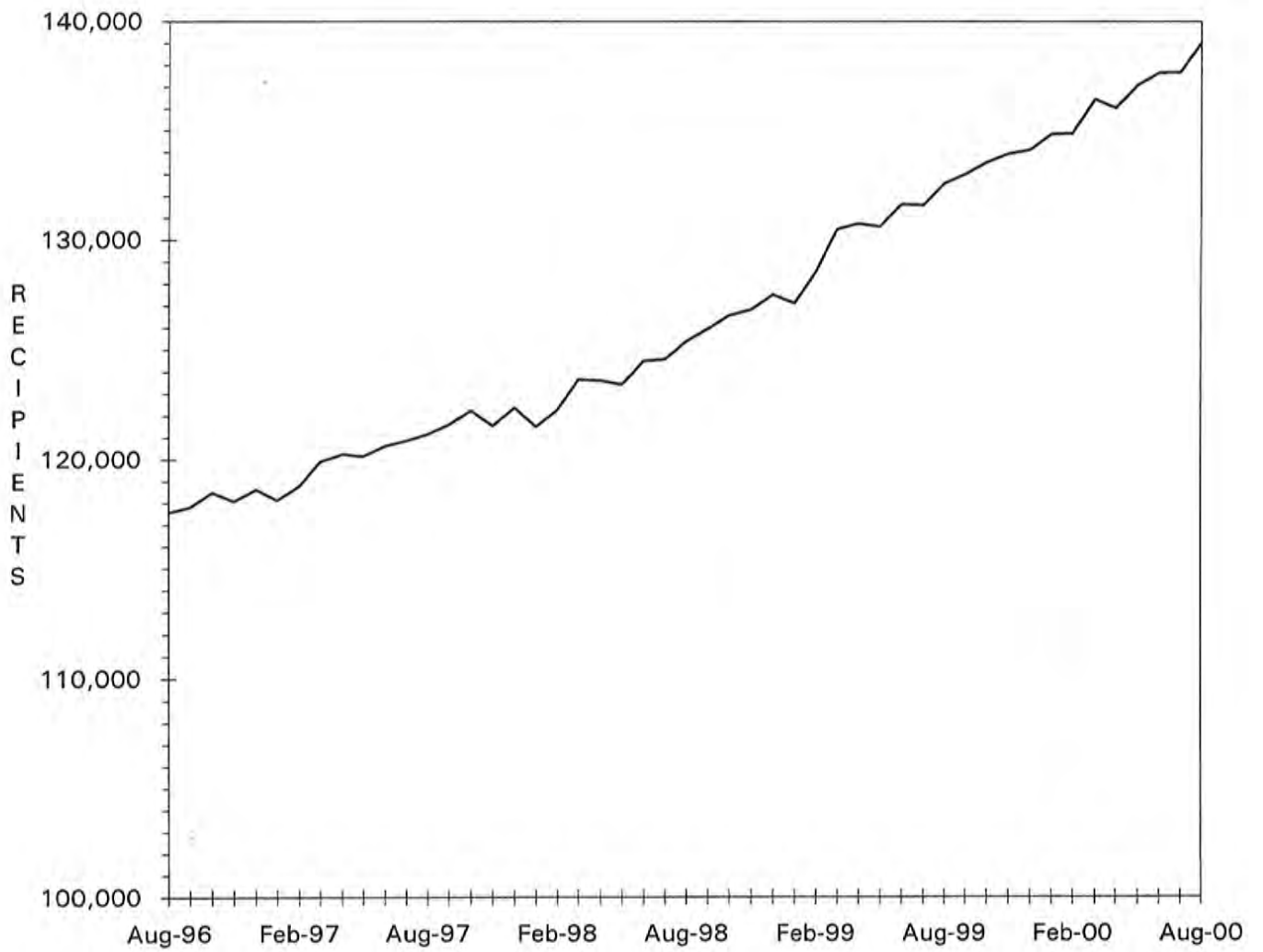


TABLE 18.

MC+ APPLICATIONS FOR PREGNANT WOMEN  
AUGUST 2000

| COUNTY         | #<br>REC'D | #<br>APPR | #<br>REJ | %<br>REJ | TOTAL<br>RESOLVED | -APPLICATION RESOLUTION- |               |               |
|----------------|------------|-----------|----------|----------|-------------------|--------------------------|---------------|---------------|
|                |            |           |          |          |                   | 15 OR<br>LESS            | 16 &<br>ABOVE | % >15<br>DAYS |
| AREA 1         |            |           |          |          |                   |                          |               |               |
| ANDREW         | 7          | 7         | 1        | 12.5     | 8                 | 7                        | 1             | 12.5          |
| ATCHISON       | 9          | 3         | 3        | 50.0     | 6                 | 3                        | 3             | 50.0          |
| BUCHANAN       | 76         | 48        | 19       | 28.4     | 67                | 65                       | 2             | 3.0           |
| CALDWELL       | 4          | 3         | 1        | 25.0     | 4                 | 3                        | 1             | 25.0          |
| CARROLL        | 6          | 3         | 3        | 50.0     | 6                 | 6                        | 0             | 0.0           |
| CASS           | 31         | 16        | 8        | 33.3     | 24                | 24                       | 0             | 0.0           |
| CHARITON       | 5          | 4         | 0        | 0.0      | 4                 | 4                        | 0             | 0.0           |
| CLAY           | 96         | 61        | 25       | 29.1     | 86                | 71                       | 15            | 17.4          |
| CLINTON        | 8          | 7         | 1        | 12.5     | 8                 | 8                        | 0             | 0.0           |
| COOPER         | 9          | 10        | 3        | 23.1     | 13                | 11                       | 2             | 15.4          |
| DAVISS         | 6          | 6         | 2        | 25.0     | 8                 | 8                        | 0             | 0.0           |
| DE KALB        | 3          | 4         | 2        | 33.3     | 6                 | 5                        | 1             | 16.7          |
| GENTRY         | 6          | 6         | 0        | 0.0      | 6                 | 6                        | 0             | 0.0           |
| GRUNDY         | 9          | 8         | 2        | 20.0     | 10                | 9                        | 1             | 10.0          |
| HARRISON       | 12         | 11        | 4        | 26.7     | 15                | 12                       | 3             | 20.0          |
| HOLT           | 0          | 0         | 0        | 0.0      | 0                 | 0                        | 0             | 0.0           |
| HOWARD         | 3          | 1         | 1        | 50.0     | 2                 | 2                        | 0             | 0.0           |
| JOHNSON        | 40         | 18        | 21       | 53.8     | 39                | 30                       | 9             | 23.1          |
| LAFAYETTE      | 20         | 15        | 5        | 25.0     | 20                | 16                       | 4             | 20.0          |
| LINN           | 6          | 2         | 3        | 60.0     | 5                 | 5                        | 0             | 0.0           |
| LIVINGSTON     | 9          | 10        | 3        | 23.1     | 13                | 13                       | 0             | 0.0           |
| MERCER         | 4          | 1         | 1        | 50.0     | 2                 | 2                        | 0             | 0.0           |
| NODAWAY        | 6          | 7         | 5        | 41.7     | 12                | 12                       | 0             | 0.0           |
| PETTIS         | 38         | 20        | 12       | 37.5     | 32                | 25                       | 7             | 21.9          |
| PLATTE         | 27         | 22        | 12       | 35.3     | 34                | 28                       | 6             | 17.6          |
| PUTNAM         | 3          | 3         | 0        | 0.0      | 3                 | 3                        | 0             | 0.0           |
| RANDOLPH       | 20         | 12        | 6        | 33.3     | 18                | 18                       | 0             | 0.0           |
| RAY            | 12         | 6         | 3        | 33.3     | 9                 | 9                        | 0             | 0.0           |
| SALINE         | 18         | 8         | 6        | 42.9     | 14                | 10                       | 4             | 28.6          |
| SULLIVAN       | 9          | 7         | 2        | 22.2     | 9                 | 9                        | 0             | 0.0           |
| WORTH          | 1          | 1         | 0        | 0.0      | 1                 | 1                        | 0             | 0.0           |
| TOTAL AREA 1   | 503        | 330       | 154      | 31.8     | 484               | 425                      | 59            | 12.2          |
| AREA 2         |            |           |          |          |                   |                          |               |               |
| ADAIR          | 8          | 8         | 1        | 11.1     | 9                 | 8                        | 1             | 11.1          |
| AUDRAIN        | 13         | 9         | 2        | 18.2     | 11                | 10                       | 1             | 9.1           |
| BOONE          | 66         | 43        | 18       | 29.5     | 61                | 51                       | 10            | 16.4          |
| CALLAWAY       | 16         | 17        | 3        | 15.0     | 20                | 19                       | 1             | 5.0           |
| CLARK          | 4          | 5         | 0        | 0.0      | 5                 | 5                        | 0             | 0.0           |
| COLE           | 33         | 22        | 12       | 35.3     | 34                | 31                       | 3             | 8.8           |
| FRANKLIN       | 41         | 28        | 6        | 17.6     | 34                | 32                       | 2             | 5.9           |
| GASCONADE      | 12         | 11        | 0        | 0.0      | 11                | 11                       | 0             | 0.0           |
| JEFFERSON      | 77         | 55        | 26       | 32.1     | 81                | 76                       | 5             | 6.2           |
| KNOX           | 0          | 0         | 1        | 100.0    | 1                 | 1                        | 0             | 0.0           |
| LEWIS          | 10         | 4         | 3        | 42.9     | 7                 | 7                        | 0             | 0.0           |
| LINCOLN        | 29         | 17        | 8        | 32.0     | 25                | 24                       | 1             | 4.0           |
| MACON          | 13         | 11        | 4        | 26.7     | 15                | 14                       | 1             | 6.7           |
| MARION         | 23         | 20        | 2        | 9.1      | 22                | 22                       | 0             | 0.0           |
| MONROE         | 9          | 8         | 1        | 11.1     | 9                 | 8                        | 1             | 11.1          |
| MONTGOMERY     | 6          | 3         | 2        | 40.0     | 5                 | 4                        | 1             | 20.0          |
| OSAGE          | 5          | 2         | 2        | 50.0     | 4                 | 4                        | 0             | 0.0           |
| PIKE           | 6          | 8         | 0        | 0.0      | 8                 | 8                        | 0             | 0.0           |
| RALLS          | 6          | 4         | 2        | 33.3     | 6                 | 6                        | 0             | 0.0           |
| ST CHARLES     | 54         | 40        | 17       | 29.8     | 57                | 53                       | 4             | 7.0           |
| SCHUYLER       | 3          | 2         | 0        | 0.0      | 2                 | 2                        | 0             | 0.0           |
| SCOTLAND       | 1          | 1         | 1        | 50.0     | 2                 | 2                        | 0             | 0.0           |
| SHELBY         | 2          | 3         | 0        | 0.0      | 3                 | 3                        | 0             | 0.0           |
| WARREN         | 14         | 9         | 3        | 25.0     | 12                | 12                       | 0             | 0.0           |
| TOTAL AREA 2   | 451        | 330       | 114      | 25.7     | 444               | 413                      | 31            | 7.0           |
| AREA 3         |            |           |          |          |                   |                          |               |               |
| BOLLINGER      | 2          | 3         | 0        | 0.0      | 3                 | 2                        | 1             | 33.3          |
| BUTLER         | 32         | 31        | 12       | 27.9     | 43                | 38                       | 5             | 11.6          |
| CAPE GIRARDEAU | 60         | 48        | 17       | 26.2     | 65                | 60                       | 5             | 7.7           |
| CARTER         | 4          | 3         | 1        | 25.0     | 4                 | 3                        | 1             | 25.0          |
| CRAWFORD       | 19         | 14        | 8        | 36.4     | 22                | 21                       | 1             | 4.5           |
| DENT           | 11         | 8         | 2        | 20.0     | 10                | 8                        | 2             | 20.0          |
| DUNKLIN        | 28         | 26        | 8        | 23.5     | 34                | 32                       | 2             | 5.9           |

TABLE 18.

MC+ APPLICATIONS FOR PREGNANT WOMEN  
AUGUST 2000

| COUNTY          | #<br>REC'D | #<br>APPR | #<br>REJ | %<br>REJ | TOTAL<br>RESOLVED | -APPLICATION RESOLUTION- |               |               |
|-----------------|------------|-----------|----------|----------|-------------------|--------------------------|---------------|---------------|
|                 |            |           |          |          |                   | 15 OR<br>LESS            | 16 &<br>ABOVE | % >15<br>DAYS |
| HOWELL          | 29         | 20        | 7        | 25.9     | 27                | 24                       | 3             | 11.1          |
| IRON            | 3          | 2         | 0        | 0.0      | 2                 | 2                        | 0             | 0.0           |
| MADISON         | 5          | 4         | 1        | 20.0     | 5                 | 5                        | 0             | 0.0           |
| MISSISSIPPI     | 7          | 7         | 3        | 30.0     | 10                | 10                       | 0             | 0.0           |
| NEW MADRID      | 15         | 9         | 5        | 35.7     | 14                | 13                       | 1             | 7.1           |
| OREGON          | 7          | 3         | 2        | 40.0     | 5                 | 5                        | 0             | 0.0           |
| PEMISCOT        | 15         | 17        | 1        | 5.6      | 18                | 16                       | 2             | 11.1          |
| PERRY           | 9          | 10        | 2        | 16.7     | 12                | 11                       | 1             | 8.3           |
| REYNOLDS        | 2          | 0         | 2        | 100.0    | 2                 | 1                        | 1             | 50.0          |
| RIPLEY          | 11         | 11        | 2        | 15.4     | 13                | 13                       | 0             | 0.0           |
| ST FRANCOIS     | 46         | 36        | 7        | 16.3     | 43                | 35                       | 8             | 18.6          |
| STE GENEVIEVE   | 7          | 4         | 0        | 0.0      | 4                 | 4                        | 0             | 0.0           |
| SCOTT           | 36         | 23        | 1        | 4.2      | 24                | 23                       | 1             | 4.2           |
| SHANNON         | 8          | 5         | 2        | 28.6     | 7                 | 6                        | 1             | 14.3          |
| STODDARD        | 23         | 18        | 1        | 5.3      | 19                | 19                       | 0             | 0.0           |
| WASHINGTON      | 13         | 10        | 2        | 16.7     | 12                | 12                       | 0             | 0.0           |
| WAYNE           | 10         | 10        | 2        | 16.7     | 12                | 11                       | 1             | 8.3           |
| TOTAL AREA 3    | 402        | 322       | 88       | 21.5     | 410               | 374                      | 36            | 8.8           |
| AREA 4          |            |           |          |          |                   |                          |               |               |
| BARRY           | 34         | 16        | 9        | 36.0     | 25                | 23                       | 2             | 8.0           |
| BARTON          | 7          | 4         | 6        | 60.0     | 10                | 8                        | 2             | 20.0          |
| BATES           | 10         | 8         | 2        | 20.0     | 10                | 8                        | 2             | 20.0          |
| BENTON          | 9          | 8         | 3        | 27.3     | 11                | 11                       | 0             | 0.0           |
| CAMDEN          | 23         | 21        | 3        | 12.5     | 24                | 22                       | 2             | 8.3           |
| CEDAR           | 10         | 8         | 4        | 33.3     | 12                | 9                        | 3             | 25.0          |
| CHRISTIAN       | 34         | 19        | 11       | 36.7     | 30                | 26                       | 4             | 13.3          |
| DADE            | 9          | 7         | 2        | 22.2     | 9                 | 9                        | 0             | 0.0           |
| DALLAS          | 8          | 10        | 2        | 16.7     | 12                | 11                       | 1             | 8.3           |
| DOUGLAS         | 5          | 8         | 0        | 0.0      | 8                 | 8                        | 0             | 0.0           |
| GREENE          | 174        | 126       | 33       | 20.8     | 159               | 129                      | 30            | 18.9          |
| HENRY           | 21         | 15        | 7        | 31.8     | 22                | 21                       | 1             | 4.5           |
| HICKORY         | 7          | 5         | 0        | 0.0      | 5                 | 5                        | 0             | 0.0           |
| JASPER          | 120        | 83        | 37       | 30.8     | 120               | 101                      | 19            | 15.8          |
| LACLEDE         | 34         | 30        | 3        | 9.1      | 33                | 30                       | 3             | 9.1           |
| LAWRENCE        | 32         | 20        | 8        | 28.6     | 28                | 27                       | 1             | 3.6           |
| MCDONALD        | 31         | 18        | 16       | 47.1     | 34                | 29                       | 5             | 14.7          |
| MARIES          | 3          | 4         | 0        | 0.0      | 4                 | 3                        | 1             | 25.0          |
| MILLER          | 16         | 10        | 7        | 41.2     | 17                | 17                       | 0             | 0.0           |
| MONITEAU        | 8          | 4         | 0        | 0.0      | 4                 | 3                        | 1             | 25.0          |
| MORGAN          | 10         | 9         | 1        | 10.0     | 10                | 9                        | 1             | 10.0          |
| NEWTON          | 41         | 38        | 7        | 15.6     | 45                | 44                       | 1             | 2.2           |
| OZARK           | 5          | 8         | 0        | 0.0      | 8                 | 7                        | 1             | 12.5          |
| PHELPS          | 23         | 13        | 8        | 38.1     | 21                | 21                       | 0             | 0.0           |
| POLK            | 20         | 15        | 4        | 21.1     | 19                | 14                       | 5             | 26.3          |
| PULASKI         | 27         | 15        | 5        | 25.0     | 20                | 19                       | 1             | 5.0           |
| ST CLAIR        | 4          | 3         | 0        | 0.0      | 3                 | 3                        | 0             | 0.0           |
| STONE           | 25         | 20        | 4        | 16.7     | 24                | 24                       | 0             | 0.0           |
| TANEY           | 50         | 20        | 30       | 60.0     | 50                | 46                       | 4             | 8.0           |
| TEXAS           | 16         | 15        | 3        | 16.7     | 18                | 17                       | 1             | 5.6           |
| VERNON          | 17         | 13        | 1        | 7.1      | 14                | 12                       | 2             | 14.3          |
| WEBSTER         | 19         | 20        | 1        | 4.8      | 21                | 20                       | 1             | 4.8           |
| WRIGHT          | 22         | 15        | 2        | 11.8     | 17                | 17                       | 0             | 0.0           |
| TOTAL AREA 4    | 874        | 628       | 219      | 25.9     | 847               | 753                      | 94            | 11.1          |
| AREA 5          |            |           |          |          |                   |                          |               |               |
| JACKSON         | 466        | 254       | 177      | 41.1     | 431               | 362                      | 69            | 16.0          |
| TOTAL AREA 5    | 466        | 254       | 177      | 41.1     | 431               | 362                      | 69            | 16.0          |
| AREA 6          |            |           |          |          |                   |                          |               |               |
| ST LOUIS CITY   | 224        | 167       | 48       | 22.3     | 215               | 158                      | 57            | 26.5          |
| TOTAL AREA 6    | 224        | 167       | 48       | 22.3     | 215               | 158                      | 57            | 26.5          |
| AREA 7          |            |           |          |          |                   |                          |               |               |
| ST LOUIS COUNTY | 264        | 189       | 75       | 28.4     | 264               | 194                      | 70            | 26.5          |
| TOTAL AREA 7    | 264        | 189       | 75       | 28.4     | 264               | 194                      | 70            | 26.5          |
| STATEWIDE       | 3,184      | 2,220     | 875      | 28.3     | 3,095             | 2,679                    | 416           | 13.4          |

TABLE 19.

ADULT INCOME MAINTENANCE CASES  
SSI-SP, SSI, SP, BP, SAB, MA, NC  
AUGUST 2000

| COUNTY         | OAA SSI-SP | OAA SSI | OAA SP | BP, SAB | NC &  | # TO BE  | NUMBER     | #     | %    |
|----------------|------------|---------|--------|---------|-------|----------|------------|-------|------|
|                | PTD SSI-SP | PTD SSI | PTD SP | MA NON- | ALL   |          |            |       |      |
|                | AB SSI-SP  | AB SSI  | AB SP  | VEND    | VEND  | REINVEST | REINVEST   | OVER  | OVER |
|                |            |         |        |         | CASES | YEARLY   | THIS MONTH | DUE   | DUE  |
| AREA 1         |            |         |        |         |       |          |            |       |      |
| ANDREW         | 1          | 2       | 0      | 270     | 142   | 414      | 26         | 75    | 18.1 |
| ATCHISON       | 0          | 0       | 0      | 179     | 56    | 235      | 7          | 42    | 17.9 |
| BUCHANAN       | 13         | 19      | 2      | 2,602   | 702   | 3,325    | 110        | 1,569 | 47.2 |
| CALDWELL       | 1          | 0       | 2      | 212     | 66    | 280      | 5          | 174   | 62.1 |
| CARROLL        | 2          | 3       | 0      | 339     | 74    | 416      | 15         | 209   | 50.2 |
| CASS           | 4          | 4       | 0      | 897     | 485   | 1,386    | 63         | 326   | 23.5 |
| CHARITON       | 3          | 4       | 0      | 231     | 106   | 341      | 19         | 8     | 2.3  |
| CLAY           | 2          | 6       | 0      | 1,579   | 845   | 2,430    | 125        | 247   | 10.2 |
| CLINTON        | 0          | 1       | 0      | 256     | 181   | 438      | 13         | 150   | 34.2 |
| COOPER         | 1          | 1       | 1      | 352     | 164   | 518      | 15         | 277   | 53.5 |
| DAVISS         | 1          | 1       | 0      | 174     | 42    | 217      | 16         | 22    | 10.1 |
| DE KALB        | 0          | 1       | 0      | 271     | 135   | 407      | 33         | 80    | 19.7 |
| GENTRY         | 0          | 5       | 0      | 195     | 92    | 292      | 17         | 0     | 0.0  |
| GRUNDY         | 2          | 2       | 0      | 388     | 127   | 517      | 8          | 265   | 51.3 |
| HARRISON       | 4          | 4       | 0      | 299     | 118   | 421      | 15         | 95    | 22.6 |
| HOLT           | 0          | 4       | 0      | 124     | 61    | 189      | 1          | 98    | 51.9 |
| HOWARD         | 3          | 1       | 0      | 293     | 100   | 394      | 22         | 210   | 53.3 |
| JOHNSON        | 1          | 2       | 0      | 788     | 220   | 1,010    | 1          | 601   | 59.5 |
| LAFAYETTE      | 3          | 2       | 1      | 656     | 360   | 1,019    | 8          | 737   | 72.3 |
| LINN           | 1          | 1       | 1      | 448     | 139   | 589      | 28         | 201   | 34.1 |
| LIVINGSTON     | 1          | 3       | 2      | 398     | 196   | 599      | 16         | 157   | 26.2 |
| MERCER         | 0          | 0       | 0      | 124     | 35    | 159      | 5          | 1     | 0.6  |
| NODAWAY        | 3          | 9       | 0      | 349     | 119   | 477      | 38         | 99    | 20.8 |
| PETTIS         | 4          | 6       | 1      | 1,109   | 326   | 1,442    | 81         | 180   | 12.5 |
| PLATTE         | 2          | 2       | 0      | 493     | 291   | 786      | 38         | 223   | 28.4 |
| PUTNAM         | 0          | 4       | 0      | 218     | 35    | 257      | 5          | 81    | 31.5 |
| RANDOLPH       | 1          | 5       | 1      | 810     | 274   | 1,090    | 81         | 357   | 32.8 |
| RAY            | 0          | 1       | 0      | 374     | 100   | 475      | 37         | 4     | 0.8  |
| SALINE         | 1          | 7       | 1      | 706     | 504   | 1,218    | 42         | 481   | 39.5 |
| SULLIVAN       | 1          | 3       | 0      | 267     | 101   | 371      | 6          | 194   | 52.3 |
| WORTH          | 0          | 0       | 0      | 66      | 25    | 91       | 7          | 0     | 0.0  |
| TOTAL AREA 1   | 55         | 103     | 12     | 15,467  | 6,221 | 21,803   | 903        | 7,163 | 32.9 |
| AREA 2         |            |         |        |         |       |          |            |       |      |
| ADAIR          | 2          | 9       | 0      | 699     | 213   | 921      | 9          | 279   | 30.3 |
| AUDRAIN        | 4          | 3       | 2      | 577     | 192   | 774      | 1          | 580   | 74.9 |
| BOONE          | 1          | 7       | 1      | 2,389   | 485   | 2,882    | 35         | 1,302 | 45.2 |
| CALLAWAY       | 3          | 2       | 1      | 873     | 211   | 1,087    | 13         | 611   | 56.2 |
| CLARK          | 0          | 1       | 0      | 235     | 63    | 299      | 3          | 165   | 55.2 |
| COLE           | 3          | 2       | 2      | 992     | 332   | 1,328    | 58         | 409   | 30.8 |
| FRANKLIN       | 4          | 7       | 1      | 1,481   | 541   | 2,030    | 32         | 1,178 | 58.0 |
| GASCONADE      | 2          | 3       | 0      | 289     | 179   | 471      | 11         | 40    | 8.5  |
| JEFFERSON      | 6          | 11      | 2      | 2,257   | 1,190 | 3,460    | 17         | 1,830 | 52.9 |
| KNOX           | 1          | 2       | 1      | 155     | 38    | 196      | 4          | 39    | 19.9 |
| LEWIS          | 0          | 2       | 0      | 238     | 113   | 353      | 8          | 61    | 17.3 |
| LINCOLN        | 1          | 4       | 1      | 601     | 305   | 911      | 15         | 309   | 33.9 |
| MACON          | 1          | 1       | 1      | 459     | 165   | 626      | 21         | 268   | 42.8 |
| MARION         | 5          | 10      | 0      | 920     | 392   | 1,322    | 47         | 445   | 33.7 |
| MONROE         | 0          | 2       | 0      | 274     | 69    | 345      | 18         | 175   | 50.7 |
| MONTGOMERY     | 1          | 0       | 1      | 303     | 185   | 489      | 3          | 292   | 59.7 |
| OSAGE          | 0          | 1       | 1      | 210     | 104   | 316      | 2          | 216   | 68.4 |
| PIKE           | 2          | 5       | 1      | 524     | 153   | 683      | 13         | 351   | 51.4 |
| RALLS          | 3          | 0       | 0      | 189     | 62    | 251      | 27         | 17    | 6.8  |
| ST CHARLES     | 4          | 8       | 0      | 1,902   | 677   | 2,587    | 102        | 830   | 32.1 |
| SCHUYLER       | 0          | 0       | 0      | 165     | 38    | 203      | 7          | 105   | 51.7 |
| SCOTLAND       | 2          | 0       | 0      | 176     | 62    | 238      | 14         | 22    | 9.2  |
| SHELBY         | 0          | 2       | 0      | 219     | 56    | 277      | 14         | 160   | 57.8 |
| WARREN         | 8          | 0       | 1      | 373     | 55    | 429      | 28         | 72    | 16.8 |
| TOTAL AREA 2   | 53         | 82      | 16     | 16,500  | 5,880 | 22,478   | 502        | 9,756 | 43.4 |
| AREA 3         |            |         |        |         |       |          |            |       |      |
| BOLLINGER      | 3          | 9       | 1      | 513     | 96    | 619      | 12         | 342   | 55.3 |
| BUTLER         | 21         | 30      | 1      | 2,560   | 500   | 3,091    | 224        | 95    | 3.1  |
| CAPE GIRARDEAU | 8          | 10      | 1      | 1,409   | 571   | 1,991    | 56         | 834   | 41.9 |
| CARTER         | 0          | 4       | 1      | 400     | 75    | 480      | 27         | 3     | 0.6  |
| CRAWFORD       | 6          | 6       | 1      | 735     | 223   | 965      | 67         | 76    | 7.9  |
| DENT           | 0          | 8       | 1      | 690     | 124   | 823      | 52         | 11    | 1.3  |
| DUNKLIN        | 19         | 32      | 5      | 2,947   | 515   | 3,499    | 69         | 2,128 | 60.8 |

TABLE 19.

ADULT INCOME MAINTENANCE CASES  
SSI-SP, SSI, SP, BP, SAB, MA, NC  
AUGUST 2000

| COUNTY          | OAA SSI-SP<br>PTD SSI-SP<br>AB SSI-SP | OAA SSI<br>PTD SSI<br>AB SSI | OAA SP<br>PTD SP<br>AB SP | BP, SAB<br>MA NON-<br>VEND | NC &<br>ALL<br>VEND<br>CASES | # TO BE<br>REINVEST<br>YEARLY | NUMBER<br>REINVEST<br>THIS MONTH | #<br>OVER<br>DUE | %<br>OVER<br>DUE |
|-----------------|---------------------------------------|------------------------------|---------------------------|----------------------------|------------------------------|-------------------------------|----------------------------------|------------------|------------------|
| HOWELL          | 5                                     | 12                           | 2                         | 1,628                      | 438                          | 2,080                         | 110                              | 668              | 32.1             |
| IRON            | 4                                     | 9                            | 1                         | 528                        | 221                          | 759                           | 59                               | 95               | 12.5             |
| MADISON         | 0                                     | 3                            | 0                         | 561                        | 171                          | 735                           | 50                               | 4                | 0.5              |
| MISSISSIPPI     | 6                                     | 23                           | 5                         | 1,047                      | 166                          | 1,241                         | 55                               | 725              | 58.4             |
| NEW MADRID      | 13                                    | 27                           | 2                         | 1,444                      | 266                          | 1,739                         | 104                              | 543              | 31.2             |
| OREGON          | 3                                     | 11                           | 0                         | 704                        | 83                           | 798                           | 59                               | 170              | 21.3             |
| PEMISCOT        | 16                                    | 33                           | 1                         | 2,100                      | 167                          | 2,301                         | 98                               | 789              | 34.3             |
| PERRY           | 1                                     | 3                            | 0                         | 397                        | 157                          | 557                           | 16                               | 321              | 57.6             |
| REYNOLDS        | 2                                     | 10                           | 2                         | 428                        | 51                           | 491                           | 30                               | 5                | 1.0              |
| RIPLEY          | 8                                     | 10                           | 3                         | 1,107                      | 129                          | 1,249                         | 42                               | 208              | 16.7             |
| ST FRANCOIS     | 4                                     | 9                            | 3                         | 2,099                      | 652                          | 2,763                         | 177                              | 335              | 12.1             |
| STE GENEVIEVE   | 2                                     | 1                            | 0                         | 361                        | 135                          | 497                           | 21                               | 275              | 55.3             |
| SCOTT           | 10                                    | 30                           | 2                         | 1,947                      | 400                          | 2,379                         | 71                               | 235              | 9.9              |
| SHANNON         | 5                                     | 4                            | 1                         | 502                        | 44                           | 551                           | 34                               | 6                | 1.1              |
| STODDARD        | 7                                     | 24                           | 3                         | 1,428                      | 337                          | 1,792                         | 108                              | 30               | 1.7              |
| WASHINGTON      | 6                                     | 15                           | 3                         | 1,343                      | 158                          | 1,519                         | 102                              | 382              | 25.1             |
| WAYNE           | 3                                     | 15                           | 0                         | 996                        | 128                          | 1,139                         | 85                               | 5                | 0.4              |
| TOTAL AREA 3    | 152                                   | 338                          | 39                        | 27,874                     | 5,807                        | 34,058                        | 1,728                            | 8,285            | 24.3             |
| AREA 4          |                                       |                              |                           |                            |                              |                               |                                  |                  |                  |
| BARRY           | 3                                     | 9                            | 0                         | 1,111                      | 229                          | 1,349                         | 13                               | 811              | 60.1             |
| BARTON          | 2                                     | 1                            | 0                         | 386                        | 68                           | 455                           | 14                               | 159              | 34.9             |
| BATES           | 1                                     | 4                            | 2                         | 431                        | 161                          | 598                           | 29                               | 15               | 2.5              |
| BENTON          | 1                                     | 3                            | 1                         | 711                        | 143                          | 858                           | 24                               | 402              | 46.9             |
| CAMDEN          | 1                                     | 1                            | 1                         | 790                        | 146                          | 938                           | 72                               | 290              | 30.9             |
| CEDAR           | 3                                     | 4                            | 0                         | 552                        | 113                          | 669                           | 7                                | 300              | 44.8             |
| CHRISTIAN       | 2                                     | 8                            | 0                         | 887                        | 319                          | 1,214                         | 7                                | 699              | 57.6             |
| DADE            | 0                                     | 1                            | 0                         | 246                        | 93                           | 340                           | 21                               | 76               | 22.4             |
| DALLAS          | 8                                     | 5                            | 3                         | 555                        | 127                          | 690                           | 31                               | 222              | 32.2             |
| DOUGLAS         | 4                                     | 9                            | 2                         | 677                        | 81                           | 769                           | 57                               | 136              | 17.7             |
| GREENE          | 26                                    | 54                           | 4                         | 6,220                      | 1,263                        | 7,541                         | 136                              | 4,154            | 55.1             |
| HENRY           | 3                                     | 7                            | 1                         | 845                        | 183                          | 1,036                         | 64                               | 171              | 16.5             |
| HICKORY         | 2                                     | 4                            | 0                         | 423                        | 77                           | 504                           | 12                               | 292              | 57.9             |
| JASPER          | 6                                     | 17                           | 4                         | 3,530                      | 651                          | 4,202                         | 104                              | 2,279            | 54.2             |
| LACLEDE         | 6                                     | 7                            | 2                         | 1,068                      | 241                          | 1,318                         | 62                               | 434              | 32.9             |
| LAWRENCE        | 2                                     | 5                            | 1                         | 1,031                      | 228                          | 1,265                         | 30                               | 523              | 41.3             |
| MCDONALD        | 1                                     | 5                            | 0                         | 779                        | 106                          | 890                           | 68                               | 75               | 8.4              |
| MARIES          | 2                                     | 3                            | 1                         | 278                        | 65                           | 347                           | 4                                | 210              | 60.5             |
| MILLER          | 5                                     | 5                            | 1                         | 730                        | 133                          | 869                           | 33                               | 317              | 36.5             |
| MONITEAU        | 3                                     | 2                            | 0                         | 226                        | 112                          | 340                           | 3                                | 186              | 54.7             |
| MORGAN          | 3                                     | 4                            | 1                         | 664                        | 157                          | 826                           | 28                               | 274              | 33.2             |
| NEWTON          | 3                                     | 4                            | 1                         | 1,153                      | 367                          | 1,525                         | 84                               | 153              | 10.0             |
| OZARK           | 6                                     | 5                            | 0                         | 526                        | 75                           | 606                           | 29                               | 124              | 20.5             |
| PHELPS          | 10                                    | 11                           | 4                         | 1,269                      | 268                          | 1,552                         | 27                               | 611              | 39.4             |
| POLK            | 10                                    | 5                            | 1                         | 733                        | 239                          | 978                           | 47                               | 381              | 39.0             |
| PULASKI         | 2                                     | 5                            | 2                         | 883                        | 172                          | 1,062                         | 60                               | 441              | 41.5             |
| ST CLAIR        | 1                                     | 7                            | 0                         | 370                        | 74                           | 451                           | 19                               | 47               | 10.4             |
| STONE           | 1                                     | 2                            | 0                         | 711                        | 149                          | 862                           | 0                                | 627              | 72.7             |
| TANEY           | 2                                     | 7                            | 2                         | 925                        | 222                          | 1,156                         | 3                                | 742              | 64.2             |
| TEXAS           | 2                                     | 8                            | 0                         | 1,044                      | 203                          | 1,255                         | 76                               | 228              | 18.2             |
| VERNON          | 0                                     | 3                            | 4                         | 760                        | 350                          | 1,117                         | 94                               | 160              | 14.3             |
| WEBSTER         | 8                                     | 7                            | 0                         | 823                        | 185                          | 1,015                         | 38                               | 410              | 40.4             |
| WRIGHT          | 6                                     | 20                           | 0                         | 1,056                      | 151                          | 1,227                         | 51                               | 221              | 18.0             |
| TOTAL AREA 4    | 135                                   | 242                          | 38                        | 32,393                     | 7,151                        | 39,824                        | 1,347                            | 16,170           | 40.6             |
| AREA 5          |                                       |                              |                           |                            |                              |                               |                                  |                  |                  |
| JACKSON         | 46                                    | 77                           | 25                        | 13,681                     | 3,674                        | 17,457                        | 317                              | 8,068            | 46.2             |
| TOTAL AREA 5    | 46                                    | 77                           | 25                        | 13,681                     | 3,674                        | 17,457                        | 317                              | 8,068            | 46.2             |
| AREA 6          |                                       |                              |                           |                            |                              |                               |                                  |                  |                  |
| ST LOUIS CITY   | 108                                   | 318                          | 34                        | 19,420                     | 2,958                        | 22,730                        | 682                              | 13,414           | 59.0             |
| TOTAL AREA 6    | 108                                   | 318                          | 34                        | 19,420                     | 2,958                        | 22,730                        | 682                              | 13,414           | 59.0             |
| AREA 7          |                                       |                              |                           |                            |                              |                               |                                  |                  |                  |
| ST LOUIS COUNTY | 40                                    | 138                          | 18                        | 12,575                     | 4,950                        | 17,681                        | 173                              | 12,345           | 69.8             |
| TOTAL AREA 7    | 40                                    | 138                          | 18                        | 12,575                     | 4,950                        | 17,681                        | 173                              | 12,345           | 69.8             |
| STATEWIDE       | 589                                   | 1,298                        | 182                       | 137,910                    | 36,641                       | 176,031                       | 5,652                            | 75,201           | 42.7             |

TABLE 20.

NC, MA, MACC APPLICATIONS < 65 YEARS OF AGE\*  
AUGUST 2000

| COUNTY         | #<br>REC'D | #<br>APPR | #<br>REJ | %<br>REJ | TOTAL<br>RESOLVED | -----APPLICATION RESOLUTION----- |           |           |            |             | % >90<br>DAYS |
|----------------|------------|-----------|----------|----------|-------------------|----------------------------------|-----------|-----------|------------|-------------|---------------|
|                |            |           |          |          |                   | UNDER<br>31                      | 31-<br>45 | 46-<br>90 | 91-<br>105 | OVER<br>105 |               |
| AREA 1         |            |           |          |          |                   |                                  |           |           |            |             |               |
| ANDREW         | 10         | 6         | 8        | 57.1     | 14                | 9                                | 2         | 2         | 1          | 0           | 7.1           |
| ATCHISON       | 6          | 2         | 1        | 33.3     | 3                 | 1                                | 1         | 0         | 0          | 1           | 33.3          |
| BUCHANAN       | 101        | 72        | 40       | 46.5     | 86                | 38                               | 15        | 21        | 1          | 11          | 14.0          |
| CALDWELL       | 4          | 4         | 1        | 20.0     | 5                 | 2                                | 1         | 1         | 0          | 1           | 20.0          |
| CARROLL        | 6          | 4         | 3        | 42.9     | 7                 | 4                                | 2         | 1         | 0          | 0           | 0.0           |
| CASS           | 32         | 9         | 6        | 40.0     | 15                | 9                                | 1         | 3         | 1          | 1           | 13.3          |
| CHARITON       | 5          | 5         | 0        | 0.0      | 5                 | 3                                | 0         | 2         | 0          | 0           | 0.0           |
| CLAY           | 53         | 45        | 25       | 43.1     | 58                | 29                               | 7         | 12        | 3          | 7           | 17.2          |
| CLINTON        | 7          | 6         | 5        | 45.5     | 11                | 3                                | 2         | 3         | 3          | 0           | 27.3          |
| COOPER         | 8          | 8         | 2        | 20.0     | 10                | 7                                | 0         | 3         | 0          | 0           | 0.0           |
| DAVISS         | 1          | 1         | 1        | 50.0     | 2                 | 1                                | 0         | 1         | 0          | 0           | 0.0           |
| DE KALB        | 12         | 7         | 0        | 0.0      | 7                 | 7                                | 0         | 0         | 0          | 0           | 0.0           |
| GENTRY         | 5          | 1         | 2        | 66.7     | 3                 | 2                                | 1         | 0         | 0          | 0           | 0.0           |
| GRUNDY         | 12         | 11        | 3        | 21.4     | 14                | 8                                | 3         | 1         | 2          | 0           | 14.3          |
| HARRISON       | 7          | 3         | 2        | 40.0     | 5                 | 3                                | 2         | 0         | 0          | 0           | 0.0           |
| HOLT           | 1          | 2         | 3        | 60.0     | 5                 | 1                                | 0         | 1         | 3          | 0           | 60.0          |
| HOWARD         | 5          | 8         | 1        | 14.3     | 7                 | 4                                | 1         | 2         | 0          | 0           | 0.0           |
| JOHNSON        | 34         | 23        | 8        | 27.6     | 29                | 18                               | 0         | 8         | 0          | 3           | 10.3          |
| LAFAYETTE      | 20         | 10        | 6        | 50.0     | 12                | 5                                | 1         | 4         | 1          | 1           | 16.7          |
| LINN           | 7          | 8         | 4        | 36.4     | 11                | 5                                | 2         | 2         | 1          | 1           | 18.2          |
| LIVINGSTON     | 6          | 2         | 2        | 50.0     | 4                 | 2                                | 0         | 1         | 0          | 1           | 25.0          |
| MERCER         | 4          | 0         | 1        | 100.0    | 1                 | 0                                | 0         | 1         | 0          | 0           | 0.0           |
| NODAWAY        | 7          | 8         | 0        | 0.0      | 8                 | 7                                | 1         | 0         | 0          | 0           | 0.0           |
| PETTIS         | 30         | 17        | 7        | 29.2     | 24                | 15                               | 6         | 0         | 1          | 2           | 12.5          |
| PLATTE         | 18         | 13        | 12       | 54.5     | 22                | 5                                | 5         | 5         | 2          | 5           | 31.8          |
| PUTNAM         | 4          | 4         | 2        | 33.3     | 6                 | 2                                | 0         | 1         | 1          | 2           | 50.0          |
| RANDOLPH       | 22         | 17        | 5        | 22.7     | 22                | 10                               | 0         | 8         | 2          | 2           | 18.2          |
| RAY            | 9          | 8         | 6        | 42.9     | 14                | 11                               | 1         | 1         | 0          | 1           | 7.1           |
| SALINE         | 23         | 14        | 13       | 52.0     | 25                | 9                                | 8         | 7         | 1          | 0           | 4.0           |
| SULLIVAN       | 4          | 5         | 4        | 44.4     | 9                 | 1                                | 1         | 5         | 0          | 2           | 22.2          |
| WORTH          | 1          | 0         | 1        | 100.0    | 1                 | 0                                | 0         | 1         | 0          | 0           | 0.0           |
| TOTAL AREA 1   | 464        | 323       | 174      | 39.1     | 445               | 221                              | 63        | 97        | 23         | 41          | 14.4          |
| AREA 2         |            |           |          |          |                   |                                  |           |           |            |             |               |
| ADAIR          | 18         | 8         | 6        | 50.0     | 12                | 5                                | 0         | 5         | 1          | 1           | 16.7          |
| AUDRAIN        | 19         | 6         | 8        | 72.7     | 11                | 3                                | 2         | 3         | 1          | 2           | 27.3          |
| BOONE          | 100        | 55        | 50       | 64.9     | 77                | 37                               | 18        | 17        | 2          | 3           | 6.5           |
| CALLAWAY       | 29         | 11        | 16       | 61.5     | 26                | 13                               | 2         | 10        | 1          | 0           | 3.8           |
| CLARK          | 2          | 3         | 1        | 25.0     | 4                 | 1                                | 3         | 0         | 0          | 0           | 0.0           |
| COLE           | 55         | 28        | 26       | 54.2     | 48                | 21                               | 16        | 7         | 1          | 3           | 8.3           |
| FRANKLIN       | 57         | 28        | 21       | 45.7     | 46                | 22                               | 12        | 9         | 0          | 3           | 6.5           |
| GASCONADE      | 11         | 5         | 5        | 50.0     | 10                | 7                                | 0         | 3         | 0          | 0           | 0.0           |
| JEFFERSON      | 108        | 64        | 45       | 57.7     | 78                | 26                               | 11        | 33        | 5          | 3           | 10.3          |
| KNOX           | 1          | 1         | 0        | 0.0      | 1                 | 1                                | 0         | 0         | 0          | 0           | 0.0           |
| LEWIS          | 9          | 4         | 1        | 20.0     | 5                 | 5                                | 0         | 0         | 0          | 0           | 0.0           |
| LINCOLN        | 26         | 17        | 10       | 43.5     | 23                | 6                                | 11        | 3         | 0          | 3           | 13.0          |
| MACON          | 9          | 7         | 4        | 44.4     | 9                 | 7                                | 1         | 0         | 0          | 1           | 11.1          |
| MARION         | 24         | 11        | 9        | 50.0     | 18                | 9                                | 3         | 5         | 0          | 1           | 5.6           |
| MONROE         | 1          | 2         | 0        | 0.0      | 2                 | 0                                | 1         | 1         | 0          | 0           | 0.0           |
| MONTGOMERY     | 5          | 2         | 3        | 100.0    | 3                 | 0                                | 1         | 2         | 0          | 0           | 0.0           |
| OSAGE          | 1          | 2         | 3        | 75.0     | 4                 | 1                                | 0         | 3         | 0          | 0           | 0.0           |
| PIKE           | 8          | 5         | 3        | 37.5     | 8                 | 4                                | 2         | 2         | 0          | 0           | 0.0           |
| RALLS          | 8          | 3         | 5        | 62.5     | 8                 | 5                                | 0         | 3         | 0          | 0           | 0.0           |
| ST CHARLES     | 62         | 32        | 26       | 50.0     | 52                | 29                               | 7         | 14        | 2          | 0           | 3.8           |
| SCHUYLER       | 5          | 1         | 1        | 50.0     | 2                 | 2                                | 0         | 0         | 0          | 0           | 0.0           |
| SCOTLAND       | 3          | 2         | 2        | 50.0     | 4                 | 3                                | 1         | 0         | 0          | 0           | 0.0           |
| SHELBY         | 4          | 1         | 2        | 100.0    | 2                 | 0                                | 0         | 2         | 0          | 0           | 0.0           |
| WARREN         | 10         | 8         | 2        | 20.0     | 10                | 4                                | 4         | 1         | 0          | 1           | 10.0          |
| TOTAL AREA 2   | 575        | 306       | 249      | 53.8     | 463               | 211                              | 95        | 123       | 13         | 21          | 7.3           |
| AREA 3         |            |           |          |          |                   |                                  |           |           |            |             |               |
| BOLLINGER      | 11         | 4         | 4        | 57.1     | 7                 | 1                                | 3         | 2         | 0          | 1           | 14.3          |
| BUTLER         | 68         | 31        | 35       | 58.3     | 60                | 35                               | 12        | 11        | 1          | 1           | 3.3           |
| CAPE GIRARDEAU | 54         | 32        | 27       | 54.0     | 50                | 26                               | 12        | 7         | 2          | 3           | 10.0          |
| CARTER         | 10         | 6         | 1        | 14.3     | 7                 | 5                                | 0         | 1         | 1          | 0           | 14.3          |
| CRAWFORD       | 25         | 16        | 6        | 28.6     | 21                | 11                               | 4         | 6         | 0          | 0           | 0.0           |
| DENT           | 21         | 8         | 8        | 50.0     | 16                | 9                                | 1         | 6         | 0          | 0           | 0.0           |
| DUNKLIN        | 59         | 26        | 28       | 53.8     | 52                | 27                               | 13        | 11        | 0          | 1           | 1.9           |
| HOWELL         | 48         | 31        | 29       | 48.3     | 60                | 24                               | 10        | 14        | 4          | 8           | 20.0          |

TABLE 20.

 NC, MA, MACC APPLICATIONS < 65 YEARS OF AGE\*  
 AUGUST 2000

| COUNTY          | #<br>REC'D | #<br>APPR | #<br>REJ | %<br>REJ | TOTAL<br>RESOLVED | -----APPLICATION RESOLUTION----- |           |           |            |             |               |
|-----------------|------------|-----------|----------|----------|-------------------|----------------------------------|-----------|-----------|------------|-------------|---------------|
|                 |            |           |          |          |                   | UNDER<br>31                      | 31-<br>45 | 46-<br>90 | 91-<br>105 | OVER<br>105 | % >90<br>DAYS |
| IRON            | 15         | 7         | 16       | 69.6     | 23                | 18                               | 1         | 4         | 0          | 0           | 0.0           |
| MADISON         | 7          | 6         | 1        | 14.3     | 7                 | 3                                | 2         | 2         | 0          | 0           | 0.0           |
| MISSISSIPPI     | 22         | 8         | 7        | 50.0     | 14                | 12                               | 0         | 2         | 0          | 0           | 0.0           |
| NEW MADRID      | 22         | 33        | 9        | 23.7     | 38                | 21                               | 8         | 7         | 1          | 1           | 5.3           |
| OREGON          | 12         | 8         | 5        | 38.5     | 13                | 9                                | 1         | 0         | 1          | 2           | 23.1          |
| PEMISCOT        | 44         | 26        | 21       | 45.7     | 46                | 29                               | 5         | 11        | 0          | 1           | 2.2           |
| PERRY           | 15         | 9         | 4        | 36.4     | 11                | 5                                | 3         | 2         | 0          | 1           | 9.1           |
| REYNOLDS        | 10         | 8         | 7        | 46.7     | 15                | 10                               | 2         | 2         | 1          | 0           | 6.7           |
| RIPLEY          | 25         | 14        | 6        | 30.0     | 20                | 8                                | 8         | 3         | 0          | 1           | 5.0           |
| ST FRANCOIS     | 112        | 50        | 56       | 57.7     | 97                | 47                               | 18        | 23        | 2          | 7           | 9.3           |
| STE GENEVIEVE   | 4          | 7         | 2        | 28.6     | 7                 | 5                                | 0         | 2         | 0          | 0           | 0.0           |
| SCOTT           | 58         | 32        | 9        | 23.7     | 38                | 17                               | 11        | 5         | 2          | 3           | 13.2          |
| SHANNON         | 17         | 7         | 9        | 64.3     | 14                | 5                                | 4         | 4         | 0          | 1           | 7.1           |
| STODDARD        | 37         | 20        | 14       | 53.8     | 26                | 12                               | 5         | 9         | 0          | 0           | 0.0           |
| WASHINGTON      | 33         | 23        | 17       | 42.5     | 40                | 24                               | 5         | 8         | 2          | 1           | 7.5           |
| WAYNE           | 29         | 11        | 13       | 56.5     | 23                | 7                                | 10        | 6         | 0          | 0           | 0.0           |
| TOTAL AREA 3    | 758        | 423       | 334      | 47.4     | 705               | 370                              | 138       | 148       | 17         | 32          | 7.0           |
| AREA 4          |            |           |          |          |                   |                                  |           |           |            |             |               |
| BARRY           | 34         | 27        | 14       | 35.0     | 40                | 18                               | 11        | 8         | 1          | 2           | 7.5           |
| BARTON          | 7          | 5         | 0        | 0.0      | 5                 | 3                                | 0         | 2         | 0          | 0           | 0.0           |
| BATES           | 9          | 12        | 5        | 29.4     | 17                | 11                               | 3         | 3         | 0          | 0           | 0.0           |
| BENTON          | 28         | 14        | 7        | 36.8     | 19                | 13                               | 1         | 4         | 0          | 1           | 5.3           |
| CAMDEN          | 35         | 20        | 17       | 60.7     | 28                | 9                                | 5         | 6         | 2          | 6           | 28.6          |
| CEDAR           | 9          | 9         | 2        | 18.2     | 11                | 7                                | 1         | 2         | 1          | 0           | 9.1           |
| CHRISTIAN       | 44         | 23        | 11       | 36.7     | 30                | 15                               | 3         | 9         | 2          | 1           | 10.0          |
| DADE            | 7          | 4         | 3        | 42.9     | 7                 | 2                                | 1         | 2         | 1          | 1           | 28.6          |
| DALLAS          | 19         | 13        | 7        | 36.8     | 19                | 10                               | 2         | 6         | 0          | 1           | 5.3           |
| DOUGLAS         | 17         | 16        | 4        | 20.0     | 20                | 10                               | 5         | 2         | 1          | 2           | 15.0          |
| GREENE          | 250        | 139       | 99       | 46.9     | 211               | 95                               | 37        | 53        | 11         | 15          | 12.3          |
| HENRY           | 31         | 16        | 7        | 36.8     | 19                | 11                               | 4         | 3         | 1          | 0           | 5.3           |
| HICKORY         | 12         | 5         | 5        | 50.0     | 10                | 6                                | 0         | 2         | 1          | 1           | 20.0          |
| JASPER          | 104        | 84        | 34       | 31.8     | 107               | 60                               | 11        | 17        | 5          | 14          | 17.8          |
| LACLEDE         | 32         | 18        | 11       | 40.7     | 27                | 14                               | 5         | 7         | 0          | 1           | 3.7           |
| LAWRENCE        | 40         | 17        | 12       | 41.4     | 29                | 10                               | 7         | 10        | 1          | 1           | 6.9           |
| MCDONALD        | 27         | 15        | 8        | 38.1     | 21                | 12                               | 2         | 5         | 1          | 1           | 9.5           |
| MARIES          | 0          | 4         | 1        | 20.0     | 5                 | 3                                | 0         | 2         | 0          | 0           | 0.0           |
| MILLER          | 25         | 17        | 4        | 20.0     | 20                | 10                               | 2         | 5         | 0          | 3           | 15.0          |
| MONITEAU        | 4          | 5         | 5        | 50.0     | 10                | 1                                | 2         | 4         | 2          | 1           | 30.0          |
| MORGAN          | 17         | 19        | 8        | 30.8     | 26                | 11                               | 5         | 3         | 3          | 4           | 26.9          |
| NEWTON          | 45         | 33        | 17       | 34.0     | 50                | 29                               | 6         | 14        | 1          | 0           | 2.0           |
| OZARK           | 18         | 11        | 5        | 31.3     | 16                | 8                                | 2         | 6         | 0          | 0           | 0.0           |
| PHELPS          | 37         | 32        | 5        | 15.2     | 33                | 13                               | 5         | 9         | 3          | 3           | 18.2          |
| POLK            | 17         | 15        | 3        | 16.7     | 18                | 5                                | 2         | 5         | 4          | 2           | 33.3          |
| PULASKI         | 35         | 19        | 11       | 36.7     | 30                | 12                               | 3         | 10        | 2          | 3           | 16.7          |
| ST CLAIR        | 12         | 7         | 4        | 36.4     | 11                | 5                                | 2         | 2         | 1          | 1           | 18.2          |
| STONE           | 21         | 14        | 11       | 44.0     | 25                | 8                                | 5         | 5         | 1          | 6           | 28.0          |
| TANEY           | 47         | 14        | 20       | 62.5     | 32                | 19                               | 3         | 10        | 0          | 0           | 0.0           |
| TEXAS           | 47         | 26        | 20       | 48.8     | 41                | 27                               | 7         | 5         | 1          | 1           | 4.9           |
| VERNON          | 23         | 21        | 11       | 39.3     | 28                | 14                               | 4         | 7         | 2          | 1           | 10.7          |
| WEBSTER         | 28         | 19        | 10       | 37.0     | 27                | 12                               | 7         | 5         | 1          | 2           | 11.1          |
| WRIGHT          | 27         | 19        | 9        | 34.6     | 26                | 14                               | 3         | 9         | 0          | 0           | 0.0           |
| TOTAL AREA 4    | 1,108      | 712       | 390      | 38.3     | 1,018             | 497                              | 156       | 242       | 49         | 74          | 12.1          |
| AREA 5          |            |           |          |          |                   |                                  |           |           |            |             |               |
| JACKSON         | 535        | 301       | 199      | 48.8     | 408               | 131                              | 64        | 143       | 25         | 45          | 17.2          |
| TOTAL AREA 5    | 535        | 301       | 199      | 48.8     | 408               | 131                              | 64        | 143       | 25         | 45          | 17.2          |
| AREA 6          |            |           |          |          |                   |                                  |           |           |            |             |               |
| ST LOUIS CITY   | 587        | 271       | 285      | 55.9     | 510               | 200                              | 82        | 162       | 25         | 41          | 12.9          |
| TOTAL AREA 6    | 587        | 271       | 285      | 55.9     | 510               | 200                              | 82        | 162       | 25         | 41          | 12.9          |
| AREA 7          |            |           |          |          |                   |                                  |           |           |            |             |               |
| ST LOUIS COUNTY | 400        | 194       | 177      | 56.9     | 311               | 110                              | 50        | 110       | 19         | 22          | 13.2          |
| TOTAL AREA 7    | 400        | 194       | 177      | 56.9     | 311               | 110                              | 50        | 110       | 19         | 22          | 13.2          |
| STATEWIDE       | 4,427      | 2,530     | 1,808    | 46.8     | 3,860             | 1,740                            | 648       | 1,025     | 171        | 276         | 11.6          |

\*THIS TABLE DOES NOT INCLUDE SPENDDOWN CASES



TABLE 21.

MA & NC > = 65 YEARS OF AGE\*  
AUGUST 2000

| COUNTY         | #<br>REC'D | #<br>APPR | #<br>REJ | %<br>REJ | TOTAL<br>RESOLVED | -----APPLICATION RESOLUTION----- |           |           |            |             |               |
|----------------|------------|-----------|----------|----------|-------------------|----------------------------------|-----------|-----------|------------|-------------|---------------|
|                |            |           |          |          |                   | UNDER<br>31                      | 31-<br>45 | 46-<br>90 | 91-<br>105 | OVER<br>105 | % >45<br>DAYS |
| AREA 1         |            |           |          |          |                   |                                  |           |           |            |             |               |
| ANDREW         | 4          | 2         | 3        | 60.0     | 4                 | 2                                | 2         | 0         | 0          | 0           | 0.0           |
| ATCHISON       | 4          | 3         | 0        | 0.0      | 3                 | 2                                | 1         | 0         | 0          | 0           | 0.0           |
| BUCHANAN       | 15         | 15        | 4        | 21.1     | 16                | 3                                | 5         | 8         | 0          | 0           | 50.0          |
| CALDWELL       | 7          | 2         | 1        | 33.3     | 3                 | 3                                | 0         | 0         | 0          | 0           | 0.0           |
| CARROLL        | 6          | 2         | 0        | 0.0      | 2                 | 1                                | 1         | 0         | 0          | 0           | 0.0           |
| CASS           | 18         | 8         | 5        | 38.5     | 11                | 6                                | 5         | 0         | 0          | 0           | 0.0           |
| CHARITON       | 2          | 4         | 0        | 0.0      | 4                 | 4                                | 0         | 0         | 0          | 0           | 0.0           |
| CLAY           | 36         | 29        | 17       | 37.0     | 40                | 23                               | 11        | 4         | 0          | 2           | 15.0          |
| CLINTON        | 6          | 9         | 1        | 10.0     | 10                | 3                                | 2         | 3         | 1          | 1           | 50.0          |
| COOPER         | 2          | 0         | 1        | 100.0    | 1                 | 0                                | 1         | 0         | 0          | 0           | 0.0           |
| DAVISS         | 0          | 1         | 1        | 50.0     | 2                 | 1                                | 1         | 0         | 0          | 0           | 0.0           |
| DE KALB        | 6          | 3         | 0        | 0.0      | 3                 | 2                                | 0         | 1         | 0          | 0           | 33.3          |
| GENTRY         | 1          | 0         | 0        | 0.0      | 0                 | 0                                | 0         | 0         | 0          | 0           | 0.0           |
| GRUNDY         | 6          | 8         | 1        | 11.1     | 8                 | 3                                | 3         | 2         | 0          | 0           | 25.0          |
| HARRISON       | 10         | 6         | 1        | 14.3     | 7                 | 6                                | 1         | 0         | 0          | 0           | 0.0           |
| HOLT           | 1          | 0         | 0        | 0.0      | 0                 | 0                                | 0         | 0         | 0          | 0           | 0.0           |
| HOWARD         | 3          | 3         | 0        | 0.0      | 3                 | 3                                | 0         | 0         | 0          | 0           | 0.0           |
| JOHNSON        | 3          | 3         | 0        | 0.0      | 3                 | 1                                | 0         | 0         | 1          | 1           | 66.7          |
| LAFAYETTE      | 7          | 8         | 2        | 20.0     | 9                 | 5                                | 3         | 1         | 0          | 0           | 11.1          |
| LINN           | 4          | 3         | 3        | 50.0     | 6                 | 5                                | 0         | 1         | 0          | 0           | 16.7          |
| LIVINGSTON     | 5          | 7         | 0        | 0.0      | 7                 | 3                                | 4         | 0         | 0          | 0           | 0.0           |
| MERCER         | 2          | 0         | 2        | 100.0    | 2                 | 2                                | 0         | 0         | 0          | 0           | 0.0           |
| NODAWAY        | 2          | 2         | 1        | 33.3     | 3                 | 0                                | 3         | 0         | 0          | 0           | 0.0           |
| PETTIS         | 12         | 10        | 0        | 0.0      | 8                 | 8                                | 0         | 0         | 0          | 0           | 0.0           |
| PLATTE         | 7          | 7         | 2        | 22.2     | 9                 | 2                                | 1         | 4         | 1          | 1           | 66.7          |
| PUTNAM         | 4          | 1         | 1        | 50.0     | 2                 | 2                                | 0         | 0         | 0          | 0           | 0.0           |
| RANDOLPH       | 13         | 5         | 2        | 28.6     | 6                 | 5                                | 1         | 0         | 0          | 0           | 0.0           |
| RAY            | 10         | 6         | 3        | 33.3     | 9                 | 3                                | 3         | 2         | 0          | 1           | 33.3          |
| SALINE         | 15         | 6         | 7        | 53.8     | 12                | 2                                | 2         | 8         | 0          | 0           | 66.7          |
| SULLIVAN       | 3          | 3         | 0        | 0.0      | 3                 | 3                                | 0         | 0         | 0          | 0           | 0.0           |
| WORTH          | 2          | 1         | 1        | 50.0     | 1                 | 1                                | 0         | 0         | 0          | 0           | 0.0           |
| TOTAL AREA 1   | 216        | 157       | 59       | 27.3     | 197               | 104                              | 50        | 34        | 3          | 6           | 21.8          |
| AREA 2         |            |           |          |          |                   |                                  |           |           |            |             |               |
| ADAIR          | 7          | 8         | 0        | 0.0      | 8                 | 6                                | 1         | 1         | 0          | 0           | 12.5          |
| AUDRAIN        | 6          | 1         | 1        | 50.0     | 2                 | 1                                | 0         | 1         | 0          | 0           | 50.0          |
| BOONE          | 19         | 23        | 5        | 17.9     | 23                | 12                               | 4         | 3         | 1          | 3           | 30.4          |
| CALLAWAY       | 11         | 12        | 3        | 20.0     | 11                | 7                                | 3         | 0         | 0          | 1           | 9.1           |
| CLARK          | 3          | 1         | 0        | 0.0      | 1                 | 1                                | 0         | 0         | 0          | 0           | 0.0           |
| COLE           | 11         | 11        | 1        | 8.3      | 11                | 6                                | 4         | 1         | 0          | 0           | 9.1           |
| FRANKLIN       | 16         | 27        | 4        | 12.9     | 28                | 13                               | 6         | 6         | 1          | 2           | 32.1          |
| GASCONADE      | 5          | 5         | 2        | 28.6     | 7                 | 3                                | 3         | 1         | 0          | 0           | 14.3          |
| JEFFERSON      | 40         | 17        | 16       | 48.5     | 27                | 14                               | 8         | 4         | 0          | 1           | 18.5          |
| KNOX           | 2          | 4         | 0        | 0.0      | 4                 | 3                                | 1         | 0         | 0          | 0           | 0.0           |
| LEWIS          | 2          | 2         | 0        | 0.0      | 2                 | 1                                | 1         | 0         | 0          | 0           | 0.0           |
| LINCOLN        | 6          | 6         | 1        | 14.3     | 6                 | 3                                | 3         | 0         | 0          | 0           | 0.0           |
| MACON          | 3          | 3         | 1        | 25.0     | 4                 | 1                                | 2         | 1         | 0          | 0           | 25.0          |
| MARION         | 9          | 9         | 10       | 52.6     | 18                | 6                                | 9         | 3         | 0          | 0           | 16.7          |
| MONROE         | 0          | 2         | 0        | 0.0      | 2                 | 1                                | 1         | 0         | 0          | 0           | 0.0           |
| MONTGOMERY     | 8          | 8         | 2        | 20.0     | 10                | 3                                | 2         | 2         | 2          | 1           | 50.0          |
| OSAGE          | 5          | 2         | 1        | 33.3     | 3                 | 1                                | 0         | 1         | 0          | 1           | 66.7          |
| PIKE           | 5          | 3         | 1        | 25.0     | 4                 | 2                                | 1         | 1         | 0          | 0           | 25.0          |
| RALLS          | 5          | 5         | 3        | 37.5     | 8                 | 6                                | 1         | 1         | 0          | 0           | 12.5          |
| ST CHARLES     | 37         | 25        | 8        | 24.2     | 27                | 24                               | 3         | 0         | 0          | 0           | 0.0           |
| SCHUYLER       | 2          | 3         | 0        | 0.0      | 3                 | 2                                | 1         | 0         | 0          | 0           | 0.0           |
| SCOTLAND       | 4          | 1         | 0        | 0.0      | 1                 | 1                                | 0         | 0         | 0          | 0           | 0.0           |
| SHELBY         | 6          | 1         | 1        | 50.0     | 2                 | 1                                | 1         | 0         | 0          | 0           | 0.0           |
| WARREN         | 2          | 3         | 1        | 25.0     | 4                 | 2                                | 2         | 0         | 0          | 0           | 0.0           |
| TOTAL AREA 2   | 214        | 182       | 61       | 25.1     | 216               | 120                              | 57        | 26        | 4          | 9           | 18.1          |
| AREA 3         |            |           |          |          |                   |                                  |           |           |            |             |               |
| BOLLINGER      | 0          | 2         | 1        | 33.3     | 3                 | 1                                | 2         | 0         | 0          | 0           | 0.0           |
| BUTLER         | 16         | 11        | 2        | 15.4     | 11                | 6                                | 5         | 0         | 0          | 0           | 0.0           |
| CAPE GIRARDEAU | 20         | 13        | 5        | 27.8     | 15                | 0                                | 11        | 3         | 0          | 1           | 26.7          |
| CARTER         | 2          | 2         | 0        | 0.0      | 1                 | 1                                | 0         | 0         | 0          | 0           | 0.0           |
| CRAWFORD       | 7          | 10        | 3        | 23.1     | 10                | 6                                | 2         | 2         | 0          | 0           | 20.0          |
| DENT           | 2          | 6         | 1        | 14.3     | 6                 | 4                                | 0         | 2         | 0          | 0           | 33.3          |
| DUNKLIN        | 11         | 18        | 1        | 5.3      | 18                | 9                                | 2         | 5         | 1          | 1           | 38.9          |
| HOWELL         | 21         | 16        | 7        | 30.4     | 22                | 11                               | 8         | 3         | 0          | 0           | 13.6          |

TABLE 21.

MA & NC > = 65 YEARS OF AGE\*  
AUGUST 2000

| COUNTY          | #<br>REC'D | #<br>APPR | #<br>REJ | %<br>REJ | TOTAL<br>RESOLVED | -----APPLICATION RESOLUTION----- |           |           |            |             |               |
|-----------------|------------|-----------|----------|----------|-------------------|----------------------------------|-----------|-----------|------------|-------------|---------------|
|                 |            |           |          |          |                   | UNDER<br>31                      | 31-<br>45 | 46-<br>90 | 91-<br>105 | OVER<br>105 | % >45<br>DAYS |
| IRON            | 2          | 4         | 0        | 0.0      | 0                 | 0                                | 0         | 0         | 0          | 0           | 0.0           |
| MADISON         | 5          | 8         | 3        | 27.3     | 9                 | 5                                | 1         | 2         | 0          | 1           | 33.3          |
| MISSISSIPPI     | 5          | 8         | 0        | 0.0      | 8                 | 5                                | 3         | 0         | 0          | 0           | 0.0           |
| NEW MADRID      | 2          | 2         | 3        | 60.0     | 5                 | 3                                | 2         | 0         | 0          | 0           | 0.0           |
| OREGON          | 3          | 5         | 1        | 16.7     | 6                 | 2                                | 0         | 4         | 0          | 0           | 66.7          |
| PEMISCOT        | 10         | 3         | 1        | 25.0     | 4                 | 2                                | 2         | 0         | 0          | 0           | 0.0           |
| PERRY           | 7          | 5         | 1        | 16.7     | 4                 | 1                                | 2         | 0         | 0          | 1           | 25.0          |
| REYNOLDS        | 1          | 4         | 0        | 0.0      | 4                 | 1                                | 2         | 1         | 0          | 0           | 25.0          |
| RIPLEY          | 6          | 8         | 0        | 0.0      | 7                 | 5                                | 1         | 1         | 0          | 0           | 14.3          |
| ST FRANCOIS     | 13         | 17        | 2        | 10.5     | 15                | 7                                | 2         | 5         | 1          | 0           | 40.0          |
| STE GENEVIEVE   | 5          | 6         | 1        | 14.3     | 6                 | 2                                | 2         | 0         | 0          | 2           | 33.3          |
| SCOTT           | 11         | 10        | 3        | 23.1     | 12                | 8                                | 2         | 2         | 0          | 0           | 16.7          |
| SHANNON         | 1          | 2         | 1        | 33.3     | 3                 | 3                                | 0         | 0         | 0          | 0           | 0.0           |
| STODDARD        | 13         | 6         | 2        | 25.0     | 7                 | 5                                | 2         | 0         | 0          | 0           | 0.0           |
| WASHINGTON      | 4          | 2         | 1        | 33.3     | 3                 | 1                                | 0         | 2         | 0          | 0           | 66.7          |
| WAYNE           | 2          | 3         | 0        | 0.0      | 3                 | 2                                | 1         | 0         | 0          | 0           | 0.0           |
| TOTAL AREA 3    | 169        | 171       | 39       | 18.6     | 182               | 90                               | 52        | 32        | 2          | 6           | 22.0          |
| AREA 4          |            |           |          |          |                   |                                  |           |           |            |             |               |
| BARRY           | 11         | 6         | 2        | 25.0     | 6                 | 4                                | 1         | 1         | 0          | 0           | 16.7          |
| BARTON          | 4          | 4         | 0        | 0.0      | 3                 | 2                                | 1         | 0         | 0          | 0           | 0.0           |
| BATES           | 4          | 3         | 0        | 0.0      | 2                 | 1                                | 1         | 0         | 0          | 0           | 0.0           |
| BENTON          | 7          | 4         | 0        | 0.0      | 4                 | 4                                | 0         | 0         | 0          | 0           | 0.0           |
| CAMDEN          | 10         | 9         | 4        | 30.8     | 11                | 6                                | 2         | 2         | 1          | 0           | 27.3          |
| CEDAR           | 5          | 8         | 0        | 0.0      | 7                 | 5                                | 2         | 0         | 0          | 0           | 0.0           |
| CHRISTIAN       | 11         | 8         | 3        | 27.3     | 9                 | 2                                | 3         | 3         | 1          | 0           | 44.4          |
| DADE            | 2          | 3         | 0        | 0.0      | 3                 | 1                                | 2         | 0         | 0          | 0           | 0.0           |
| DALLAS          | 3          | 10        | 3        | 23.1     | 12                | 5                                | 5         | 2         | 0          | 0           | 16.7          |
| DOUGLAS         | 8          | 5         | 1        | 16.7     | 6                 | 5                                | 1         | 0         | 0          | 0           | 0.0           |
| GREENE          | 55         | 44        | 13       | 22.8     | 52                | 21                               | 8         | 13        | 2          | 8           | 44.2          |
| HENRY           | 2          | 6         | 0        | 0.0      | 5                 | 2                                | 1         | 1         | 0          | 1           | 40.0          |
| HICKORY         | 4          | 3         | 0        | 0.0      | 3                 | 2                                | 0         | 1         | 0          | 0           | 33.3          |
| JASPER          | 23         | 18        | 12       | 40.0     | 25                | 18                               | 5         | 1         | 0          | 1           | 8.0           |
| LACLEDE         | 10         | 9         | 3        | 25.0     | 10                | 7                                | 3         | 0         | 0          | 0           | 0.0           |
| LAWRENCE        | 17         | 10        | 2        | 16.7     | 12                | 7                                | 3         | 2         | 0          | 0           | 16.7          |
| MCDONALD        | 3          | 4         | 1        | 20.0     | 5                 | 3                                | 0         | 2         | 0          | 0           | 40.0          |
| MARIES          | 3          | 2         | 0        | 0.0      | 2                 | 1                                | 0         | 1         | 0          | 0           | 50.0          |
| MILLER          | 7          | 6         | 1        | 14.3     | 5                 | 3                                | 1         | 0         | 1          | 0           | 20.0          |
| MONITEAU        | 5          | 9         | 3        | 25.0     | 9                 | 1                                | 3         | 4         | 0          | 1           | 55.6          |
| MORGAN          | 16         | 9         | 3        | 25.0     | 10                | 6                                | 3         | 1         | 0          | 0           | 10.0          |
| NEWTON          | 18         | 11        | 6        | 35.3     | 17                | 12                               | 3         | 1         | 0          | 1           | 11.8          |
| OZARK           | 3          | 2         | 1        | 33.3     | 3                 | 2                                | 1         | 0         | 0          | 0           | 0.0           |
| PHELPS          | 14         | 7         | 2        | 22.2     | 9                 | 4                                | 1         | 2         | 0          | 2           | 44.4          |
| POLK            | 5          | 5         | 0        | 0.0      | 5                 | 1                                | 2         | 1         | 0          | 1           | 40.0          |
| PULASKI         | 2          | 6         | 0        | 0.0      | 6                 | 2                                | 3         | 0         | 1          | 0           | 16.7          |
| ST CLAIR        | 8          | 4         | 0        | 0.0      | 4                 | 4                                | 0         | 0         | 0          | 0           | 0.0           |
| STONE           | 5          | 7         | 1        | 12.5     | 8                 | 6                                | 0         | 2         | 0          | 0           | 25.0          |
| TANEY           | 12         | 12        | 4        | 25.0     | 16                | 9                                | 4         | 1         | 2          | 0           | 18.8          |
| TEXAS           | 10         | 10        | 2        | 16.7     | 9                 | 8                                | 1         | 0         | 0          | 0           | 0.0           |
| VERNON          | 6          | 9         | 1        | 10.0     | 7                 | 3                                | 3         | 1         | 0          | 0           | 14.3          |
| WEBSTER         | 10         | 9         | 3        | 25.0     | 11                | 7                                | 3         | 0         | 1          | 0           | 9.1           |
| WRIGHT          | 9          | 9         | 0        | 0.0      | 9                 | 6                                | 2         | 1         | 0          | 0           | 11.1          |
| TOTAL AREA 4    | 312        | 271       | 71       | 20.8     | 305               | 170                              | 68        | 43        | 9          | 15          | 22.0          |
| AREA 5          |            |           |          |          |                   |                                  |           |           |            |             |               |
| JACKSON         | 128        | 118       | 27       | 18.6     | 140               | 49                               | 50        | 30        | 5          | 6           | 29.3          |
| TOTAL AREA 5    | 128        | 118       | 27       | 18.6     | 140               | 49                               | 50        | 30        | 5          | 6           | 29.3          |
| AREA 6          |            |           |          |          |                   |                                  |           |           |            |             |               |
| ST LOUIS CITY   | 91         | 91        | 35       | 27.8     | 114               | 29                               | 13        | 41        | 5          | 26          | 63.2          |
| TOTAL AREA 6    | 91         | 91        | 35       | 27.8     | 114               | 29                               | 13        | 41        | 5          | 26          | 63.2          |
| AREA 7          |            |           |          |          |                   |                                  |           |           |            |             |               |
| ST LOUIS COUNTY | 181        | 83        | 42       | 33.6     | 112               | 49                               | 45        | 14        | 0          | 4           | 16.1          |
| TOTAL AREA 7    | 181        | 83        | 42       | 33.6     | 112               | 49                               | 45        | 14        | 0          | 4           | 16.1          |
| STATEWIDE       | 1,311      | 1,073     | 334      | 23.7     | 1,266             | 611                              | 335       | 220       | 28         | 72          | 25.3          |

\*THIS TABLE DOES NOT INCLUDE SPENDDOWN CASES.

TABLE 22.

MA SPENDDOWN APPLICATIONS  
AUGUST 2000

| COUNTY         | #<br>REC'D | #<br>APPR | #<br>REJ | %<br>REJ | TOTAL<br>RESOLVED | -----APPLICATION RESOLUTION----- |           |           |            |             | % >105<br>DAYS |
|----------------|------------|-----------|----------|----------|-------------------|----------------------------------|-----------|-----------|------------|-------------|----------------|
|                |            |           |          |          |                   | UNDER<br>31                      | 31-<br>45 | 46-<br>90 | 91-<br>105 | OVER<br>105 |                |
| AREA 1         |            |           |          |          |                   |                                  |           |           |            |             |                |
| ANDREW         | 31         | 25        | 6        | 19.4     | 31                | 26                               | 3         | 0         | 2          | 0           | 0.0            |
| ATCHISON       | 24         | 16        | 3        | 15.8     | 19                | 13                               | 2         | 3         | 0          | 1           | 5.3            |
| BUCHANAN       | 247        | 218       | 50       | 18.7     | 268               | 174                              | 21        | 48        | 22         | 3           | 1.1            |
| CALDWELL       | 30         | 20        | 6        | 23.1     | 26                | 16                               | 2         | 6         | 1          | 1           | 3.8            |
| CARROLL        | 29         | 25        | 5        | 16.7     | 30                | 23                               | 2         | 4         | 1          | 0           | 0.0            |
| CASS           | 104        | 83        | 17       | 17.0     | 100               | 77                               | 3         | 17        | 2          | 1           | 1.0            |
| CHARITON       | 24         | 14        | 2        | 12.5     | 16                | 15                               | 0         | 1         | 0          | 0           | 0.0            |
| CLAY           | 150        | 107       | 36       | 25.2     | 143               | 93                               | 14        | 29        | 5          | 2           | 1.4            |
| CLINTON        | 27         | 16        | 6        | 27.3     | 22                | 15                               | 1         | 4         | 1          | 1           | 4.5            |
| COOPER         | 31         | 25        | 11       | 30.6     | 36                | 23                               | 0         | 10        | 3          | 0           | 0.0            |
| DAVISS         | 19         | 17        | 8        | 32.0     | 25                | 17                               | 0         | 7         | 1          | 0           | 0.0            |
| DE KALB        | 21         | 23        | 2        | 8.0      | 25                | 16                               | 3         | 4         | 1          | 1           | 4.0            |
| GENTRY         | 15         | 16        | 1        | 5.9      | 17                | 13                               | 3         | 1         | 0          | 0           | 0.0            |
| GRUNDY         | 31         | 21        | 6        | 22.2     | 27                | 18                               | 1         | 8         | 0          | 0           | 0.0            |
| HARRISON       | 42         | 30        | 3        | 9.1      | 33                | 28                               | 1         | 4         | 0          | 0           | 0.0            |
| HOLT           | 7          | 13        | 1        | 7.1      | 14                | 2                                | 0         | 10        | 2          | 0           | 0.0            |
| HOWARD         | 25         | 21        | 10       | 32.3     | 31                | 21                               | 3         | 5         | 2          | 0           | 0.0            |
| JOHNSON        | 65         | 43        | 15       | 25.9     | 58                | 42                               | 3         | 8         | 4          | 1           | 1.7            |
| LAFAYETTE      | 47         | 42        | 7        | 14.3     | 49                | 33                               | 5         | 7         | 2          | 2           | 4.1            |
| LINN           | 54         | 33        | 7        | 17.5     | 40                | 26                               | 5         | 8         | 1          | 0           | 0.0            |
| LIVINGSTON     | 24         | 23        | 5        | 17.9     | 28                | 19                               | 4         | 4         | 1          | 0           | 0.0            |
| MERCER         | 15         | 9         | 0        | 0.0      | 9                 | 9                                | 0         | 0         | 0          | 0           | 0.0            |
| NODAWAY        | 44         | 33        | 7        | 17.5     | 40                | 31                               | 2         | 7         | 0          | 0           | 0.0            |
| PETTIS         | 110        | 73        | 34       | 31.8     | 107               | 64                               | 13        | 24        | 5          | 1           | 0.9            |
| PLATTE         | 41         | 33        | 3        | 8.3      | 36                | 24                               | 4         | 4         | 2          | 2           | 5.6            |
| PUTNAM         | 24         | 16        | 4        | 20.0     | 20                | 13                               | 2         | 0         | 2          | 3           | 15.0           |
| RANDOLPH       | 83         | 72        | 19       | 20.9     | 91                | 58                               | 10        | 17        | 5          | 1           | 1.1            |
| RAY            | 40         | 23        | 12       | 34.3     | 35                | 24                               | 2         | 9         | 0          | 0           | 0.0            |
| SALINE         | 68         | 48        | 10       | 17.2     | 58                | 47                               | 2         | 7         | 2          | 0           | 0.0            |
| SULLIVAN       | 18         | 11        | 4        | 26.7     | 15                | 6                                | 4         | 5         | 0          | 0           | 0.0            |
| WORTH          | 1          | 3         | 0        | 0.0      | 3                 | 1                                | 2         | 0         | 0          | 0           | 0.0            |
| TOTAL AREA 1   | 1,491      | 1,152     | 300      | 20.7     | 1,452             | 987                              | 117       | 261       | 67         | 20          | 1.4            |
| AREA 2         |            |           |          |          |                   |                                  |           |           |            |             |                |
| ADAIR          | 52         | 38        | 9        | 19.1     | 47                | 26                               | 5         | 11        | 4          | 1           | 2.1            |
| AUDRAIN        | 62         | 41        | 11       | 21.2     | 52                | 37                               | 2         | 4         | 5          | 4           | 7.7            |
| BOONE          | 291        | 214       | 51       | 19.2     | 265               | 201                              | 15        | 37        | 10         | 2           | 0.8            |
| CALLAWAY       | 91         | 73        | 25       | 25.5     | 98                | 74                               | 9         | 11        | 1          | 3           | 3.1            |
| CLARK          | 21         | 18        | 1        | 5.3      | 19                | 18                               | 1         | 0         | 0          | 0           | 0.0            |
| COLE           | 108        | 93        | 13       | 12.3     | 106               | 84                               | 7         | 12        | 2          | 1           | 0.9            |
| FRANKLIN       | 113        | 80        | 19       | 19.2     | 99                | 73                               | 6         | 16        | 4          | 0           | 0.0            |
| GASCONADE      | 31         | 20        | 6        | 23.1     | 26                | 19                               | 3         | 4         | 0          | 0           | 0.0            |
| JEFFERSON      | 192        | 138       | 61       | 30.7     | 199               | 124                              | 20        | 33        | 11         | 11          | 5.5            |
| KNOX           | 12         | 12        | 3        | 20.0     | 15                | 9                                | 4         | 2         | 0          | 0           | 0.0            |
| LEWIS          | 21         | 19        | 1        | 5.0      | 20                | 16                               | 1         | 3         | 0          | 0           | 0.0            |
| LINCOLN        | 65         | 61        | 15       | 19.7     | 76                | 52                               | 3         | 15        | 6          | 0           | 0.0            |
| MACON          | 43         | 36        | 9        | 20.0     | 45                | 33                               | 6         | 3         | 2          | 1           | 2.2            |
| MARION         | 79         | 56        | 13       | 18.8     | 69                | 46                               | 8         | 13        | 2          | 0           | 0.0            |
| MONROE         | 21         | 11        | 3        | 21.4     | 14                | 12                               | 0         | 0         | 2          | 0           | 0.0            |
| MONTGOMERY     | 29         | 20        | 12       | 37.5     | 32                | 18                               | 2         | 7         | 4          | 1           | 3.1            |
| OSAGE          | 19         | 11        | 6        | 35.3     | 17                | 8                                | 1         | 1         | 5          | 2           | 11.8           |
| PIKE           | 41         | 38        | 12       | 24.0     | 50                | 29                               | 9         | 9         | 3          | 0           | 0.0            |
| RALLS          | 8          | 8         | 2        | 20.0     | 10                | 5                                | 1         | 4         | 0          | 0           | 0.0            |
| ST CHARLES     | 190        | 165       | 36       | 17.9     | 201               | 135                              | 23        | 34        | 6          | 3           | 1.5            |
| SCHUYLER       | 7          | 8         | 0        | 0.0      | 8                 | 6                                | 0         | 2         | 0          | 0           | 0.0            |
| SCOTLAND       | 16         | 12        | 1        | 7.7      | 13                | 11                               | 0         | 2         | 0          | 0           | 0.0            |
| SHELBY         | 11         | 8         | 6        | 42.9     | 14                | 9                                | 2         | 3         | 0          | 0           | 0.0            |
| WARREN         | 33         | 28        | 5        | 15.2     | 33                | 22                               | 0         | 10        | 1          | 0           | 0.0            |
| TOTAL AREA 2   | 1,556      | 1,208     | 320      | 20.9     | 1,528             | 1,067                            | 128       | 236       | 68         | 29          | 1.9            |
| AREA 3         |            |           |          |          |                   |                                  |           |           |            |             |                |
| BOLLINGER      | 37         | 28        | 8        | 22.2     | 36                | 24                               | 6         | 2         | 4          | 0           | 0.0            |
| BUTLER         | 151        | 120       | 26       | 17.8     | 146               | 107                              | 12        | 20        | 4          | 3           | 2.1            |
| CAPE GIRARDEAU | 124        | 85        | 34       | 28.6     | 119               | 53                               | 18        | 36        | 9          | 3           | 2.5            |
| CARTER         | 20         | 17        | 5        | 22.7     | 22                | 17                               | 1         | 3         | 1          | 0           | 0.0            |
| CRAWFORD       | 52         | 29        | 33       | 53.2     | 62                | 31                               | 5         | 25        | 0          | 1           | 1.6            |
| DENY           | 61         | 52        | 9        | 14.8     | 61                | 44                               | 1         | 16        | 0          | 0           | 0.0            |
| DUNKLIN        | 173        | 142       | 35       | 19.8     | 177               | 126                              | 12        | 28        | 10         | 1           | 0.6            |

TABLE 22.

MA SPENDDOWN APPLICATIONS  
AUGUST 2000

| COUNTY          | #<br>REC'D | #<br>APPR | #<br>REJ | %<br>REJ | TOTAL<br>RESOLVED | -----APPLICATION RESOLUTION----- |           |           |            |             |                |
|-----------------|------------|-----------|----------|----------|-------------------|----------------------------------|-----------|-----------|------------|-------------|----------------|
|                 |            |           |          |          |                   | UNDER<br>31                      | 31-<br>45 | 46-<br>90 | 91-<br>105 | OVER<br>105 | % >105<br>DAYS |
| HOWELL          | 115        | 91        | 21       | 18.8     | 112               | 77                               | 6         | 15        | 11         | 3           | 2.7            |
| IRON            | 59         | 49        | 13       | 21.0     | 62                | 53                               | 4         | 5         | 0          | 0           | 0.0            |
| MADISON         | 59         | 42        | 10       | 19.2     | 52                | 45                               | 0         | 5         | 2          | 0           | 0.0            |
| MISSISSIPPI     | 61         | 55        | 12       | 17.9     | 67                | 54                               | 5         | 5         | 3          | 0           | 0.0            |
| NEW MADRID      | 108        | 69        | 21       | 23.3     | 90                | 62                               | 10        | 15        | 3          | 0           | 0.0            |
| OREGON          | 40         | 41        | 9        | 18.0     | 50                | 33                               | 3         | 13        | 1          | 0           | 0.0            |
| PEMISCOT        | 79         | 55        | 18       | 24.7     | 73                | 53                               | 7         | 8         | 5          | 0           | 0.0            |
| PERRY           | 38         | 26        | 8        | 23.5     | 34                | 16                               | 6         | 10        | 2          | 0           | 0.0            |
| REYNOLDS        | 43         | 28        | 6        | 17.6     | 34                | 25                               | 4         | 4         | 1          | 0           | 0.0            |
| RIPLEY          | 70         | 62        | 5        | 7.5      | 67                | 53                               | 7         | 6         | 1          | 0           | 0.0            |
| ST FRANCOIS     | 204        | 163       | 57       | 25.9     | 220               | 151                              | 14        | 35        | 10         | 10          | 4.5            |
| STE GENEVIEVE   | 42         | 27        | 5        | 15.6     | 32                | 23                               | 2         | 1         | 6          | 0           | 0.0            |
| SCOTT           | 179        | 141       | 24       | 14.5     | 165               | 140                              | 5         | 13        | 3          | 4           | 2.4            |
| SHANNON         | 35         | 30        | 9        | 23.1     | 39                | 29                               | 2         | 5         | 3          | 0           | 0.0            |
| STODDARD        | 156        | 109       | 21       | 16.2     | 130               | 93                               | 6         | 29        | 2          | 0           | 0.0            |
| WASHINGTON      | 95         | 67        | 17       | 20.2     | 84                | 56                               | 7         | 12        | 9          | 0           | 0.0            |
| WAYNE           | 87         | 75        | 8        | 9.6      | 83                | 65                               | 5         | 5         | 6          | 2           | 2.4            |
| TOTAL AREA 3    | 2,088      | 1,603     | 414      | 20.5     | 2,017             | 1,430                            | 148       | 316       | 96         | 27          | 1.3            |
| AREA 4          |            |           |          |          |                   |                                  |           |           |            |             |                |
| BARRY           | 110        | 83        | 10       | 10.8     | 93                | 75                               | 6         | 8         | 3          | 1           | 1.1            |
| BARTON          | 46         | 35        | 4        | 10.3     | 39                | 31                               | 0         | 7         | 1          | 0           | 0.0            |
| BATES           | 50         | 35        | 5        | 12.5     | 40                | 32                               | 1         | 6         | 1          | 0           | 0.0            |
| BENTON          | 109        | 98        | 22       | 18.3     | 120               | 89                               | 12        | 14        | 5          | 0           | 0.0            |
| CAMDEN          | 84         | 63        | 25       | 28.4     | 88                | 55                               | 7         | 21        | 2          | 3           | 3.4            |
| CEDAR           | 50         | 36        | 5        | 12.2     | 41                | 32                               | 3         | 5         | 1          | 0           | 0.0            |
| CHRISTIAN       | 89         | 69        | 13       | 15.9     | 82                | 66                               | 2         | 12        | 1          | 1           | 1.2            |
| DADE            | 24         | 23        | 7        | 23.3     | 30                | 15                               | 4         | 8         | 1          | 2           | 6.7            |
| DALLAS          | 42         | 32        | 9        | 22.0     | 41                | 29                               | 5         | 6         | 1          | 0           | 0.0            |
| DOUGLAS         | 49         | 42        | 4        | 8.7      | 46                | 35                               | 6         | 5         | 0          | 0           | 0.0            |
| GREENE          | 429        | 368       | 84       | 18.6     | 452               | 339                              | 26        | 54        | 25         | 8           | 1.8            |
| HENRY           | 81         | 56        | 19       | 25.3     | 75                | 57                               | 5         | 9         | 4          | 0           | 0.0            |
| HICKORY         | 34         | 27        | 5        | 15.6     | 32                | 22                               | 2         | 8         | 0          | 0           | 0.0            |
| JASPER          | 329        | 278       | 53       | 16.0     | 331               | 265                              | 18        | 33        | 12         | 3           | 0.9            |
| LACLEDE         | 89         | 56        | 21       | 27.3     | 77                | 51                               | 8         | 11        | 6          | 1           | 1.3            |
| LAWRENCE        | 102        | 74        | 26       | 26.0     | 100               | 69                               | 7         | 19        | 5          | 0           | 0.0            |
| MCDONALD        | 85         | 65        | 15       | 18.8     | 80                | 67                               | 2         | 7         | 4          | 0           | 0.0            |
| MARIES          | 27         | 19        | 1        | 5.0      | 20                | 16                               | 2         | 1         | 1          | 0           | 0.0            |
| MILLER          | 63         | 40        | 21       | 34.4     | 61                | 34                               | 7         | 15        | 5          | 0           | 0.0            |
| MONITEAU        | 18         | 21        | 8        | 27.6     | 29                | 19                               | 4         | 5         | 1          | 0           | 0.0            |
| MORGAN          | 68         | 46        | 16       | 25.8     | 62                | 42                               | 7         | 11        | 0          | 2           | 3.2            |
| NEWTON          | 152        | 100       | 29       | 22.5     | 129               | 100                              | 11        | 16        | 2          | 0           | 0.0            |
| OZARK           | 40         | 30        | 8        | 21.1     | 38                | 34                               | 0         | 1         | 3          | 0           | 0.0            |
| PHELPS          | 97         | 86        | 17       | 16.5     | 103               | 76                               | 10        | 9         | 7          | 1           | 1.0            |
| POLK            | 73         | 56        | 10       | 15.2     | 66                | 52                               | 2         | 6         | 4          | 2           | 3.0            |
| PULASKI         | 51         | 41        | 12       | 22.6     | 53                | 34                               | 5         | 9         | 1          | 4           | 7.5            |
| ST CLAIR        | 31         | 24        | 8        | 25.0     | 32                | 21                               | 1         | 7         | 3          | 0           | 0.0            |
| STONE           | 44         | 38        | 8        | 17.4     | 46                | 35                               | 5         | 4         | 1          | 1           | 2.2            |
| TANEY           | 102        | 78        | 24       | 23.5     | 102               | 68                               | 10        | 21        | 3          | 0           | 0.0            |
| TEXAS           | 97         | 83        | 13       | 13.5     | 96                | 83                               | 3         | 7         | 1          | 2           | 2.1            |
| VERNON          | 37         | 31        | 15       | 32.6     | 46                | 30                               | 2         | 12        | 2          | 0           | 0.0            |
| WEBSTER         | 60         | 47        | 4        | 7.8      | 51                | 31                               | 9         | 8         | 1          | 2           | 3.9            |
| WRIGHT          | 85         | 63        | 17       | 21.2     | 80                | 59                               | 5         | 10        | 3          | 3           | 3.8            |
| TOTAL AREA 4    | 2,847      | 2,243     | 538      | 19.3     | 2,781             | 2,063                            | 197       | 375       | 110        | 36          | 1.3            |
| AREA 5          |            |           |          |          |                   |                                  |           |           |            |             |                |
| JACKSON         | 950        | 728       | 220      | 23.2     | 948               | 557                              | 102       | 170       | 69         | 50          | 5.3            |
| TOTAL AREA 5    | 950        | 728       | 220      | 23.2     | 948               | 557                              | 102       | 170       | 69         | 50          | 5.3            |
| AREA 6          |            |           |          |          |                   |                                  |           |           |            |             |                |
| ST LOUIS CITY   | 588        | 371       | 167      | 31.0     | 538               | 275                              | 57        | 129       | 45         | 32          | 5.9            |
| TOTAL AREA 6    | 588        | 371       | 167      | 31.0     | 538               | 275                              | 57        | 129       | 45         | 32          | 5.9            |
| AREA 7          |            |           |          |          |                   |                                  |           |           |            |             |                |
| ST LOUIS COUNTY | 642        | 503       | 194      | 27.8     | 697               | 355                              | 80        | 152       | 71         | 39          | 5.6            |
| TOTAL AREA 7    | 642        | 503       | 194      | 27.8     | 697               | 355                              | 80        | 152       | 71         | 39          | 5.6            |
| STATEWIDE       | 10,162     | 7,808     | 2,153    | 21.6     | 9,961             | 6,734                            | 829       | 1,639     | 526        | 233         | 2.3            |

TABLE 23.

BP AND SAB APPLICATIONS  
AUGUST 2000

| COUNTY         | #<br>REC'D | #<br>APPR | #<br>REJ | %<br>REJ | TOTAL<br>RESOLVED | -----APPLICATION RESOLUTION----- |           |           |            |             |               |  |
|----------------|------------|-----------|----------|----------|-------------------|----------------------------------|-----------|-----------|------------|-------------|---------------|--|
|                |            |           |          |          |                   | UNDER<br>31                      | 31-<br>45 | 46-<br>90 | 91-<br>105 | OVER<br>105 | % >90<br>DAYS |  |
| AREA 1         |            |           |          |          |                   |                                  |           |           |            |             |               |  |
| ANDREW         | 0          | 0         | 4        | 100.0    | 5                 | 1                                | 0         | 2         | 2          | 0           | 40.0          |  |
| ATCHISON       | 0          | 0         | 0        | 0.0      | 0                 | 0                                | 0         | 0         | 0          | 0           | 0.0           |  |
| BUCHANAN       | 3          | 5         | 6        | 54.5     | 40                | 13                               | 4         | 17        | 2          | 4           | 15.0          |  |
| CALDWELL       | 0          | 0         | 0        | 0.0      | 0                 | 0                                | 0         | 0         | 0          | 0           | 0.0           |  |
| CARROLL        | 1          | 1         | 2        | 66.7     | 3                 | 3                                | 0         | 0         | 0          | 0           | 0.0           |  |
| CASS           | 2          | 1         | 2        | 66.7     | 5                 | 3                                | 2         | 0         | 0          | 0           | 0.0           |  |
| CHARITON       | 0          | 0         | 0        | 0.0      | 0                 | 0                                | 0         | 0         | 0          | 0           | 0.0           |  |
| CLAY           | 2          | 3         | 6        | 66.7     | 27                | 13                               | 7         | 7         | 0          | 0           | 0.0           |  |
| CLINTON        | 0          | 0         | 2        | 100.0    | 2                 | 0                                | 2         | 0         | 0          | 0           | 0.0           |  |
| COOPER         | 0          | 0         | 0        | 0.0      | 0                 | 0                                | 0         | 0         | 0          | 0           | 0.0           |  |
| DAVISS         | 0          | 1         | 1        | 50.0     | 2                 | 0                                | 0         | 2         | 0          | 0           | 0.0           |  |
| DE KALB        | 0          | 0         | 2        | 100.0    | 2                 | 2                                | 0         | 0         | 0          | 0           | 0.0           |  |
| GENTRY         | 0          | 0         | 0        | 0.0      | 0                 | 0                                | 0         | 0         | 0          | 0           | 0.0           |  |
| GRUNDY         | 2          | 0         | 0        | .        | 1                 | 1                                | 0         | 0         | 0          | 0           | 0.0           |  |
| HARRISON       | 1          | 1         | 0        | 0.0      | 1                 | 1                                | 0         | 0         | 0          | 0           | 0.0           |  |
| HOLT           | 2          | 0         | 0        | 0.0      | 0                 | 0                                | 0         | 0         | 0          | 0           | 0.0           |  |
| HOWARD         | 0          | 0         | 0        | .        | 2                 | 1                                | 0         | 1         | 0          | 0           | 0.0           |  |
| JOHNSON        | 6          | 0         | 3        | 100.0    | 5                 | 3                                | 1         | 0         | 0          | 1           | 20.0          |  |
| LAFAYETTE      | 2          | 1         | 1        | 50.0     | 7                 | 7                                | 0         | 0         | 0          | 0           | 0.0           |  |
| LINN           | 6          | 0         | 0        | .        | 1                 | 1                                | 0         | 0         | 0          | 0           | 0.0           |  |
| LIVINGSTON     | 0          | 1         | 3        | 75.0     | 4                 | 2                                | 0         | 0         | 0          | 2           | 50.0          |  |
| MERCER         | 0          | 0         | 0        | 0.0      | 0                 | 0                                | 0         | 0         | 0          | 0           | 0.0           |  |
| NODAWAY        | 0          | 0         | 2        | 100.0    | 2                 | 0                                | 0         | 2         | 0          | 0           | 0.0           |  |
| PETTIS         | 2          | 0         | 7        | 100.0    | 9                 | 4                                | 5         | 0         | 0          | 0           | 0.0           |  |
| PLATTE         | 0          | 0         | 0        | .        | 3                 | 0                                | 0         | 3         | 0          | 0           | 0.0           |  |
| PUTNAM         | 0          | 0         | 0        | 0.0      | 0                 | 0                                | 0         | 0         | 0          | 0           | 0.0           |  |
| RANDOLPH       | 2          | 0         | 0        | .        | 1                 | 1                                | 0         | 0         | 0          | 0           | 0.0           |  |
| RAY            | 2          | 1         | 3        | 75.0     | 4                 | 2                                | 0         | 2         | 0          | 0           | 0.0           |  |
| SALINE         | 0          | 0         | 2        | 100.0    | 5                 | 1                                | 2         | 0         | 0          | 2           | 40.0          |  |
| SULLIVAN       | 0          | 0         | 2        | 100.0    | 2                 | 0                                | 0         | 2         | 0          | 0           | 0.0           |  |
| WORTH          | 0          | 0         | 0        | .        | 1                 | 1                                | 0         | 0         | 0          | 0           | 0.0           |  |
| TOTAL AREA 1   | 33         | 15        | 48       | 76.2     | 134               | 60                               | 23        | 38        | 4          | 9           | 9.7           |  |
| AREA 2         |            |           |          |          |                   |                                  |           |           |            |             |               |  |
| ADAIR          | 0          | 0         | 0        | .        | 2                 | 2                                | 0         | 0         | 0          | 0           | 0.0           |  |
| AUDRAIN        | 2          | 0         | 0        | .        | 3                 | 2                                | 0         | 1         | 0          | 0           | 0.0           |  |
| BOONE          | 6          | 2         | 2        | 50.0     | 37                | 31                               | 1         | 2         | 0          | 3           | 8.1           |  |
| CALLAWAY       | 0          | 0         | 0        | .        | 5                 | 4                                | 1         | 0         | 0          | 0           | 0.0           |  |
| CLARK          | 0          | 0         | 0        | 0.0      | 0                 | 0                                | 0         | 0         | 0          | 0           | 0.0           |  |
| COLE           | 4          | 1         | 3        | 75.0     | 11                | 3                                | 4         | 2         | 0          | 2           | 18.2          |  |
| FRANKLIN       | 6          | 1         | 4        | 80.0     | 11                | 7                                | 2         | 2         | 0          | 0           | 0.0           |  |
| GASCONADE      | 0          | 0         | 0        | 0.0      | 0                 | 0                                | 0         | 0         | 0          | 0           | 0.0           |  |
| JEFFERSON      | 4          | 0         | 5        | 100.0    | 42                | 32                               | 5         | 4         | 0          | 1           | 2.4           |  |
| KNOX           | 0          | 0         | 0        | 0.0      | 0                 | 0                                | 0         | 0         | 0          | 0           | 0.0           |  |
| LEWIS          | 0          | 1         | 1        | 50.0     | 2                 | 0                                | 2         | 0         | 0          | 0           | 0.0           |  |
| LINCOLN        | 0          | 0         | 0        | .        | 5                 | 3                                | 0         | 2         | 0          | 0           | 0.0           |  |
| MACON          | 2          | 0         | 0        | .        | 2                 | 2                                | 0         | 0         | 0          | 0           | 0.0           |  |
| MARION         | 0          | 2         | 2        | 50.0     | 7                 | 2                                | 1         | 4         | 0          | 0           | 0.0           |  |
| MONROE         | 0          | 0         | 0        | 0.0      | 0                 | 0                                | 0         | 0         | 0          | 0           | 0.0           |  |
| MONTGOMERY     | 0          | 0         | 0        | .        | 2                 | 2                                | 0         | 0         | 0          | 0           | 0.0           |  |
| OSAGE          | 0          | 0         | 2        | 100.0    | 3                 | 0                                | 0         | 3         | 0          | 0           | 0.0           |  |
| PIKE           | 0          | 0         | 0        | 0.0      | 0                 | 0                                | 0         | 0         | 0          | 0           | 0.0           |  |
| RALLS          | 0          | 0         | 2        | 100.0    | 2                 | 0                                | 0         | 2         | 0          | 0           | 0.0           |  |
| ST CHARLES     | 11         | 1         | 7        | 87.5     | 20                | 11                               | 2         | 5         | 2          | 0           | 10.0          |  |
| SCHUYLER       | 0          | 0         | 0        | 0.0      | 0                 | 0                                | 0         | 0         | 0          | 0           | 0.0           |  |
| SCOTLAND       | 2          | 0         | 0        | 0.0      | 0                 | 0                                | 0         | 0         | 0          | 0           | 0.0           |  |
| SHELBY         | 0          | 0         | 0        | .        | 1                 | 1                                | 0         | 0         | 0          | 0           | 0.0           |  |
| WARREN         | 2          | 0         | 0        | 0.0      | 0                 | 0                                | 0         | 0         | 0          | 0           | 0.0           |  |
| TOTAL AREA 2   | 39         | 8         | 28       | 77.8     | 155               | 102                              | 18        | 27        | 2          | 6           | 5.2           |  |
| AREA 3         |            |           |          |          |                   |                                  |           |           |            |             |               |  |
| BOLLINGER      | 2          | 0         | 0        | .        | 1                 | 0                                | 1         | 0         | 0          | 0           | 0.0           |  |
| BUTLER         | 2          | 3         | 1        | 25.0     | 12                | 10                               | 0         | 2         | 0          | 0           | 0.0           |  |
| CAPE GIRARDEAU | 4          | 1         | 9        | 90.0     | 22                | 8                                | 8         | 2         | 1          | 3           | 18.2          |  |
| CARTER         | 0          | 0         | 0        | .        | 1                 | 1                                | 0         | 0         | 0          | 0           | 0.0           |  |
| CRAWFORD       | 2          | 0         | 0        | .        | 4                 | 4                                | 0         | 0         | 0          | 0           | 0.0           |  |
| DENT           | 2          | 0         | 2        | 100.0    | 3                 | 1                                | 2         | 0         | 0          | 0           | 0.0           |  |
| DUNKLIN        | 4          | 1         | 3        | 75.0     | 7                 | 5                                | 2         | 0         | 0          | 0           | 0.0           |  |

TABLE 23.

BP AND SAB APPLICATIONS  
AUGUST 2000

| COUNTY          | #<br>REC'D | #<br>APPR | #<br>REJ | %<br>REJ | TOTAL<br>RESOLVED | -----APPLICATION RESOLUTION----- |           |           |            |             |               |
|-----------------|------------|-----------|----------|----------|-------------------|----------------------------------|-----------|-----------|------------|-------------|---------------|
|                 |            |           |          |          |                   | UNDER<br>31                      | 31-<br>45 | 46-<br>90 | 91-<br>105 | OVER<br>105 | % >90<br>DAYS |
| HOWELL          | 5          | 0         | 0        | .        | 1                 | 0                                | 1         | 0         | 0          | 0           | 0.0           |
| IRON            | 0          | 0         | 2        | 100.0    | 6                 | 3                                | 1         | 2         | 0          | 0           | 0.0           |
| MADISON         | 0          | 0         | 0        | .        | 2                 | 2                                | 0         | 0         | 0          | 0           | 0.0           |
| MISSISSIPPI     | 0          | 0         | 2        | 100.0    | 3                 | 3                                | 0         | 0         | 0          | 0           | 0.0           |
| NEW MADRID      | 6          | 1         | 5        | 83.3     | 10                | 8                                | 0         | 2         | 0          | 0           | 0.0           |
| OREGON          | 0          | 0         | 0        | 0.0      | 0                 | 0                                | 0         | 0         | 0          | 0           | 0.0           |
| PEMISCOT        | 3          | 1         | 1        | 50.0     | 3                 | 3                                | 0         | 0         | 0          | 0           | 0.0           |
| PERRY           | 0          | 1         | 1        | 50.0     | 6                 | 2                                | 1         | 0         | 0          | 3           | 50.0          |
| REYNOLDS        | 0          | 0         | 2        | 100.0    | 2                 | 0                                | 0         | 2         | 0          | 0           | 0.0           |
| RIPLEY          | 2          | 0         | 4        | 100.0    | 5                 | 1                                | 4         | 0         | 0          | 0           | 0.0           |
| ST FRANCOIS     | 2          | 0         | 1        | 100.0    | 14                | 11                               | 1         | 2         | 0          | 0           | 0.0           |
| STE GENEVIEVE   | 2          | 1         | 3        | 75.0     | 7                 | 5                                | 0         | 2         | 0          | 0           | 0.0           |
| SCOTT           | 7          | 0         | 3        | 100.0    | 7                 | 7                                | 0         | 0         | 0          | 0           | 0.0           |
| SHANNON         | 2          | 0         | 0        | .        | 2                 | 1                                | 1         | 0         | 0          | 0           | 0.0           |
| STODDARD        | 0          | 0         | 0        | .        | 9                 | 6                                | 1         | 2         | 0          | 0           | 0.0           |
| WASHINGTON      | 2          | 0         | 2        | 100.0    | 2                 | 0                                | 0         | 2         | 0          | 0           | 0.0           |
| WAYNE           | 4          | 0         | 2        | 100.0    | 3                 | 2                                | 0         | 1         | 0          | 0           | 0.0           |
| TOTAL AREA 3    | 51         | 9         | 43       | 82.7     | 132               | 83                               | 23        | 19        | 1          | 6           | 5.3           |
| AREA 4          |            |           |          |          |                   |                                  |           |           |            |             |               |
| BARRY           | 4          | 1         | 1        | 50.0     | 5                 | 4                                | 0         | 1         | 0          | 0           | 0.0           |
| BARTON          | 0          | 0         | 0        | .        | 1                 | 1                                | 0         | 0         | 0          | 0           | 0.0           |
| BATES           | 2          | 0         | 0        | .        | 1                 | 1                                | 0         | 0         | 0          | 0           | 0.0           |
| BENTON          | 4          | 0         | 0        | .        | 2                 | 2                                | 0         | 0         | 0          | 0           | 0.0           |
| CAMDEN          | 0          | 0         | 0        | .        | 11                | 11                               | 0         | 0         | 0          | 0           | 0.0           |
| CEDAR           | 2          | 0         | 2        | 100.0    | 3                 | 0                                | 3         | 0         | 0          | 0           | 0.0           |
| CHRISTIAN       | 2          | 1         | 1        | 50.0     | 8                 | 1                                | 2         | 5         | 0          | 0           | 0.0           |
| DADE            | 2          | 0         | 0        | 0.0      | 0                 | 0                                | 0         | 0         | 0          | 0           | 0.0           |
| DALLAS          | 0          | 0         | 2        | 100.0    | 4                 | 0                                | 3         | 1         | 0          | 0           | 0.0           |
| DOUGLAS         | 0          | 0         | 0        | 0.0      | 0                 | 0                                | 0         | 0         | 0          | 0           | 0.0           |
| GREENE          | 7          | 6         | 11       | 64.7     | 49                | 32                               | 3         | 6         | 4          | 4           | 16.3          |
| HENRY           | 0          | 0         | 0        | .        | 5                 | 5                                | 0         | 0         | 0          | 0           | 0.0           |
| HICKORY         | 0          | 0         | 2        | 100.0    | 2                 | 0                                | 0         | 2         | 0          | 0           | 0.0           |
| JASPER          | 3          | 0         | 7        | 100.0    | 23                | 17                               | 2         | 0         | 2          | 2           | 17.4          |
| LACLEDE         | 0          | 0         | 0        | .        | 4                 | 3                                | 1         | 0         | 0          | 0           | 0.0           |
| LAWRENCE        | 6          | 0         | 0        | 0.0      | 0                 | 0                                | 0         | 0         | 0          | 0           | 0.0           |
| MCDONALD        | 0          | 0         | 0        | .        | 2                 | 2                                | 0         | 0         | 0          | 0           | 0.0           |
| MARIES          | 0          | 0         | 0        | 0.0      | 0                 | 0                                | 0         | 0         | 0          | 0           | 0.0           |
| MILLER          | 0          | 0         | 0        | .        | 3                 | 3                                | 0         | 0         | 0          | 0           | 0.0           |
| MONITEAU        | 0          | 0         | 0        | .        | 3                 | 0                                | 3         | 0         | 0          | 0           | 0.0           |
| MORGAN          | 0          | 0         | 0        | .        | 3                 | 3                                | 0         | 0         | 0          | 0           | 0.0           |
| NEWTON          | 0          | 1         | 5        | 83.3     | 6                 | 2                                | 2         | 2         | 0          | 0           | 0.0           |
| OZARK           | 1          | 1         | 1        | 50.0     | 2                 | 0                                | 0         | 2         | 0          | 0           | 0.0           |
| PHELPS          | 0          | 2         | 1        | 33.3     | 7                 | 5                                | 0         | 0         | 2          | 28.6        |               |
| POLK            | 0          | 1         | 0        | 0.0      | 1                 | 0                                | 0         | 0         | 0          | 1           | 100.0         |
| PULASKI         | 7          | 0         | 3        | 100.0    | 3                 | 1                                | 0         | 2         | 0          | 0           | 0.0           |
| ST CLAIR        | 2          | 0         | 2        | 100.0    | 2                 | 2                                | 0         | 0         | 0          | 0           | 0.0           |
| STONE           | 2          | 0         | 0        | 0.0      | 0                 | 0                                | 0         | 0         | 0          | 0           | 0.0           |
| TANEY           | 4          | 0         | 2        | 100.0    | 4                 | 2                                | 2         | 0         | 0          | 0           | 0.0           |
| TEXAS           | 3          | 0         | 5        | 100.0    | 13                | 8                                | 3         | 1         | 1          | 0           | 7.7           |
| VERNON          | 0          | 0         | 0        | .        | 7                 | 5                                | 2         | 0         | 0          | 0           | 0.0           |
| WEBSTER         | 2          | 0         | 0        | .        | 3                 | 2                                | 1         | 0         | 0          | 0           | 0.0           |
| WRIGHT          | 2          | 0         | 4        | 100.0    | 6                 | 2                                | 1         | 3         | 0          | 0           | 0.0           |
| TOTAL AREA 4    | 55         | 13        | 49       | 79.0     | 183               | 114                              | 28        | 25        | 7          | 9           | 8.7           |
| AREA 5          |            |           |          |          |                   |                                  |           |           |            |             |               |
| JACKSON         | 45         | 13        | 45       | 77.6     | 155               | 73                               | 16        | 43        | 8          | 15          | 14.8          |
| TOTAL AREA 5    | 45         | 13        | 45       | 77.6     | 155               | 73                               | 16        | 43        | 8          | 15          | 14.8          |
| AREA 6          |            |           |          |          |                   |                                  |           |           |            |             |               |
| ST LOUIS CITY   | 27         | 4         | 16       | 80.0     | 78                | 44                               | 4         | 15        | 1          | 14          | 19.2          |
| TOTAL AREA 6    | 27         | 4         | 16       | 80.0     | 78                | 44                               | 4         | 15        | 1          | 14          | 19.2          |
| AREA 7          |            |           |          |          |                   |                                  |           |           |            |             |               |
| ST LOUIS COUNTY | 35         | 16        | 39       | 70.9     | 128               | 78                               | 18        | 20        | 2          | 10          | 9.4           |
| TOTAL AREA 7    | 35         | 16        | 39       | 70.9     | 128               | 78                               | 18        | 20        | 2          | 10          | 9.4           |
| STATEWIDE       | 285        | 78        | 268      | 77.5     | 965               | 554                              | 130       | 187       | 25         | 69          | 9.7           |

TABLE 24.  
BLOCK GRANT CHILD CARE PAYMENTS BY COUNTY  
AUGUST 2000

|          |                | CHILDREN'S SERVICES      |              |          |                  |             |          |                     |            |          |
|----------|----------------|--------------------------|--------------|----------|------------------|-------------|----------|---------------------|------------|----------|
|          |                | FCS/ALTERNATIVE CARE/CTS |              |          | ADOPTION SUBSIDY |             |          | FAMILY PRESERVATION |            |          |
|          |                | CHILDREN                 | DOLLARS      | AVERAGE  | CHILDREN         | DOLLARS     | AVERAGE  | CHILDREN            | DOLLARS    | AVERAGE  |
| AREA 1   | ANDREW         | 9                        | \$2,240.95   | \$248.99 | 0                | 0           | 0        | 0                   | 0          | 0        |
|          | ATCHISON       | 0                        | 0            | 0        | 0                | 0           | 0        | 0                   | 0          | 0        |
|          | BUCHANAN       | 32                       | \$9,291.34   | \$290.35 | 14               | \$3,312.63  | \$236.62 | 0                   | 0          | 0        |
|          | CALDWELL       | 1                        | \$256.30     | \$256.30 | 0                | 0           | 0        | 0                   | 0          | 0        |
|          | CARROLL        | 0                        | 0            | 0        | 0                | 0           | 0        | 0                   | 0          | 0        |
|          | CASS           | 13                       | \$4,316.44   | \$332.03 | 0                | 0           | 0        | 0                   | 0          | 0        |
|          | CHARLTON       | 2                        | \$924.00     | \$462.00 | 0                | 0           | 0        | 0                   | 0          | 0        |
|          | CLAY           | 37                       | \$14,305.09  | \$386.62 | 9                | \$3,777.99  | \$419.78 | 0                   | 0          | 0        |
|          | CLINTON        | 7                        | \$1,266.79   | \$180.97 | 0                | 0           | 0        | 0                   | 0          | 0        |
|          | COOPER         | 2                        | \$200.00     | \$100.00 | 0                | 0           | 0        | 4                   | \$996.45   | \$249.11 |
|          | DAVISS         | 8                        | \$1,279.72   | \$159.97 | 3                | \$354.00    | \$118.00 | 0                   | 0          | 0        |
|          | DE KALB        | 14                       | \$3,154.58   | \$225.33 | 0                | 0           | 0        | 0                   | 0          | 0        |
|          | GENTRY         | 1                        | \$352.12     | \$352.12 | 3                | \$823.88    | \$274.63 | 0                   | 0          | 0        |
|          | GRUNDY         | 8                        | \$1,817.28   | \$227.16 | 0                | 0           | 0        | 1                   | \$57.78    | \$57.78  |
|          | HARRISON       | 0                        | 0            | 0        | 0                | 0           | 0        | 0                   | 0          | 0        |
|          | HOLT           | 0                        | 0            | 0        | 0                | 0           | 0        | 0                   | 0          | 0        |
|          | HOWARD         | 4                        | \$119.65     | \$29.91  | 0                | 0           | 0        | 0                   | 0          | 0        |
|          | JOHNSON        | 27                       | \$6,275.53   | \$232.43 | 31               | \$9,837.90  | \$317.35 | 2                   | \$551.25   | \$275.63 |
|          | LAFAYETTE      | 8                        | \$1,463.81   | \$182.98 | 1                | \$0.00      | \$0.00   | 0                   | 0          | 0        |
|          | LINN           | 2                        | \$209.25     | \$104.63 | 0                | 0           | 0        | 0                   | 0          | 0        |
|          | LIVINGSTON     | 5                        | \$827.35     | \$165.47 | 2                | \$489.30    | \$244.65 | 1                   | \$244.65   | \$244.65 |
|          | MERCER         | 4                        | \$275.00     | \$68.75  | 3                | \$252.00    | \$84.00  | 0                   | 0          | 0        |
|          | NODAWAY        | 1                        | \$50.27      | \$50.27  | 0                | 0           | 0        | 0                   | 0          | 0        |
|          | PETTIS         | 16                       | \$2,206.77   | \$137.92 | 4                | \$216.00    | \$53.50  | 1                   | \$245.58   | \$245.58 |
|          | PLATTE         | 7                        | \$2,953.59   | \$421.94 | 10               | \$5,264.48  | \$526.45 | 0                   | 0          | 0        |
|          | PUTNAM         | 0                        | 0            | 0        | 0                | 0           | 0        | 0                   | 0          | 0        |
|          | RANDOLPH       | 24                       | \$3,681.21   | \$153.38 | 8                | \$1,414.79  | \$176.85 | 0                   | 0          | 0        |
| RAY      | 0              | 0                        | 0            | 0        | 0                | 0           | 0        | 0                   | 0          |          |
| SALINE   | 43             | \$10,198.26              | \$237.17     | 4        | \$913.60         | \$228.40    | 0        | 0                   | 0          |          |
| SULLIVAN | 3              | \$143.75                 | \$47.92      | 0        | 0                | 0           | 0        | 0                   | 0          |          |
| WORTH    | 0              | 0                        | 0            | 0        | 0                | 0           | 0        | 0                   | 0          |          |
|          | * AREA TOTAL * | 278                      | \$67,809.05  | \$243.92 | 92               | \$26,654.57 | \$289.72 | 9                   | \$2,095.71 | \$232.86 |
| AREA 2   | ADAIR          | 25                       | \$3,573.78   | \$142.95 | 9                | \$4,016.40  | \$446.27 | 0                   | 0          | 0        |
|          | AUDRAIN        | 12                       | \$687.33     | \$57.28  | 5                | \$1,603.92  | \$320.78 | 0                   | 0          | 0        |
|          | BOONE          | 95                       | \$33,456.39  | \$352.17 | 59               | \$20,536.31 | \$348.04 | 0                   | 0          | 0        |
|          | CALLAWAY       | 13                       | \$4,463.58   | \$343.35 | 7                | \$805.61    | \$115.09 | 0                   | 0          | 0        |
|          | CLARK          | 0                        | 0            | 0        | 0                | 0           | 0        | 0                   | 0          | 0        |
|          | COLE           | 48                       | \$11,367.81  | \$236.83 | 23               | \$6,902.09  | \$300.09 | 0                   | 0          | 0        |
|          | FRANKLIN       | 22                       | \$5,171.30   | \$235.06 | 4                | \$961.68    | \$240.37 | 0                   | 0          | 0        |
|          | GASCONADE      | 12                       | \$1,537.28   | \$128.11 | 1                | \$34.95     | \$34.95  | 1                   | \$244.65   | \$244.65 |
|          | JEFFERSON      | 79                       | \$25,445.17  | \$322.09 | 65               | \$18,641.52 | \$286.79 | 4                   | \$268.28   | \$67.07  |
|          | KNOX           | 2                        | \$446.35     | \$223.18 | 0                | 0           | 0        | 0                   | 0          | 0        |
|          | LEWIS          | 3                        | \$488.45     | \$162.82 | 2                | \$466.00    | \$233.00 | 0                   | 0          | 0        |
|          | LINCOLN        | 21                       | \$5,845.86   | \$278.37 | 3                | \$709.90    | \$236.63 | 0                   | 0          | 0        |
|          | HACON          | 13                       | \$1,963.40   | \$151.03 | 3                | \$475.00    | \$158.33 | 0                   | 0          | 0        |
|          | HARRISON       | 9                        | \$1,350.71   | \$150.08 | 0                | 0           | 0        | 0                   | 0          | 0        |
|          | MONROE         | 12                       | \$1,600.65   | \$133.39 | 0                | 0           | 0        | 0                   | 0          | 0        |
|          | MONTGOMERY     | 2                        | \$375.00     | \$187.50 | 3                | \$750.00    | \$250.00 | 0                   | 0          | 0        |
|          | OSAGE          | 2                        | \$273.50     | \$136.75 | 0                | 0           | 0        | 0                   | 0          | 0        |
|          | PIKE           | 1                        | \$232.66     | \$232.66 | 0                | 0           | 0        | 0                   | 0          | 0        |
|          | RALLS          | 0                        | 0            | 0        | 0                | 0           | 0        | 0                   | 0          | 0        |
|          | ST CHARLES     | 46                       | \$17,065.39  | \$370.99 | 48               | \$16,121.45 | \$335.86 | 0                   | 0          | 0        |
|          | SCHUYLER       | 0                        | 0            | 0        | 1                | \$135.00    | \$135.00 | 0                   | 0          | 0        |
|          | SCOTLAND       | 3                        | \$83.00      | \$27.67  | 1                | \$800.00    | \$800.00 | 0                   | 0          | 0        |
|          | SHELBY         | 4                        | \$588.01     | \$147.00 | 1                | \$240.00    | \$240.00 | 0                   | 0          | 0        |
| WARREN   | 7              | \$567.16                 | \$81.02      | 0        | 0                | 0           | 0        | 0                   | 0          |          |
|          | * AREA TOTAL * | 431                      | \$116,582.78 | \$270.49 | 235              | \$73,197.63 | \$311.48 | 5                   | \$512.93   | \$102.59 |
| AREA 3   | ROLLINGER      | 4                        | \$326.55     | \$81.64  | 7                | \$1,979.08  | \$282.73 | 0                   | 0          | 0        |
|          | BUTLER         | 16                       | \$2,877.06   | \$179.82 | 13               | \$3,150.19  | \$242.32 | 0                   | 0          | 0        |
|          | CAPE GIRARDEAU | 53                       | \$14,689.31  | \$277.16 | 32               | \$9,554.32  | \$298.57 | 0                   | 0          | 0        |
|          | CARTER         | 8                        | \$2,284.23   | \$285.53 | 0                | 0           | 0        | 0                   | 0          | 0        |
|          | CRAWFORD       | 20                       | \$1,500.06   | \$75.00  | 0                | 0           | 0        | 0                   | 0          | 0        |
|          | DENT           | 0                        | 0            | 0        | 0                | 0           | 0        | 0                   | 0          | 0        |
|          | DUNKLIN        | 8                        | \$1,896.83   | \$237.10 | 0                | 0           | 0        | 0                   | 0          | 0        |
|          | HOWELL         | 7                        | \$1,533.98   | \$219.14 | 7                | \$2,035.43  | \$290.78 | 0                   | 0          | 0        |
|          | IRON           | 0                        | 0            | 0        | 0                | 0           | 0        | 0                   | 0          | 0        |

(CONTINUED)

TABLE 24.  
BLOCK GRANT CHILD CARE PAYMENTS BY COUNTY  
AUGUST 2000

|             |                 | CHILDREN'S SERVICES      |                |          |                  |              |          |                     |            |          |
|-------------|-----------------|--------------------------|----------------|----------|------------------|--------------|----------|---------------------|------------|----------|
|             |                 | FCS/ALTERNATIVE CARE/CTS |                |          | ADOPTION SUBSIDY |              |          | FAMILY PRESERVATION |            |          |
|             |                 | CHILDREN                 | DOLLARS        | AVERAGE  | CHILDREN         | DOLLARS      | AVERAGE  | CHILDREN            | DOLLARS    | AVERAGE  |
| AREA 3      | MADISON         | 5                        | \$411.05       | \$82.21  | 1                | \$550.00     | \$550.00 | 0                   | 0          | 0        |
|             | MISSISSIPPI     | 1                        | \$325.00       | \$325.00 | 1                | \$288.92     | \$288.92 | 0                   | 0          | 0        |
|             | NEW MADRID      | 4                        | \$1,113.87     | \$278.47 | 4                | \$771.34     | \$192.84 | 0                   | 0          | 0        |
|             | OREGON          | 3                        | \$400.00       | \$133.33 | 0                | 0            | 0        | 0                   | 0          | 0        |
|             | PENSCOT         | 5                        | \$988.03       | \$197.61 | 0                | 0            | 0        | 0                   | 0          | 0        |
|             | PERRY           | 7                        | \$1,191.07     | \$170.15 | 5                | \$842.98     | \$168.60 | 0                   | 0          | 0        |
|             | REYNOLDS        | 0                        | 0              | 0        | 0                | 0            | 0        | 0                   | 0          | 0        |
|             | RIPLEY          | 10                       | \$2,060.05     | \$206.01 | 9                | \$1,093.22   | \$121.47 | 0                   | 0          | 0        |
|             | ST FRANCIS      | 14                       | \$3,420.68     | \$244.33 | 5                | \$1,368.80   | \$273.76 | 0                   | 0          | 0        |
|             | STE GENEVIEVE   | 7                        | \$1,383.41     | \$197.63 | 2                | \$662.50     | \$331.25 | 0                   | 0          | 0        |
|             | SCOTT           | 117                      | \$41,433.16    | \$354.13 | 34               | \$9,836.41   | \$289.31 | 0                   | 0          | 0        |
|             | SHANNON         | 7                        | \$990.25       | \$141.46 | 0                | 0            | 0        | 0                   | 0          | 0        |
|             | STONNARD        | 31                       | \$5,552.22     | \$179.10 | 5                | \$1,508.00   | \$301.60 | 0                   | 0          | 0        |
|             | WASHINGTON      | 11                       | \$2,740.02     | \$249.09 | 1                | \$128.15     | \$128.15 | 0                   | 0          | 0        |
| WAYNE       | 2               | \$104.37                 | \$52.19        | 3        | \$625.11         | \$208.37     | 0        | 0                   | 0          |          |
|             | * AREA TOTAL *  | 340                      | \$87,221.20    | \$256.53 | 129              | \$34,394.45  | \$266.62 | 0                   | 0          | 0        |
| AREA 4      | BARRY           | 1                        | \$136.50       | \$136.50 | 0                | 0            | 0        | 0                   | 0          | 0        |
|             | BARTON          | 7                        | \$1,569.40     | \$224.20 | 1                | \$15.00      | \$15.00  | 0                   | 0          | 0        |
|             | BATES           | 2                        | \$540.00       | \$270.00 | 1                | \$230.00     | \$230.00 | 0                   | 0          | 0        |
|             | BENTON          | 2                        | \$477.82       | \$238.91 | 1                | \$189.76     | \$189.76 | 0                   | 0          | 0        |
|             | CAMDEN          | 6                        | \$1,243.30     | \$207.22 | 4                | \$1,606.00   | \$401.50 | 0                   | 0          | 0        |
|             | CEDAR           | 16                       | \$2,307.74     | \$144.23 | 7                | \$1,560.56   | \$222.94 | 0                   | 0          | 0        |
|             | CHRISTIAN       | 34                       | \$7,876.62     | \$231.67 | 20               | \$6,756.57   | \$337.83 | 0                   | 0          | 0        |
|             | DADE            | 0                        | 0              | 0        | 5                | \$1,040.00   | \$208.00 | 0                   | 0          | 0        |
|             | DALLAS          | 6                        | \$2,010.66     | \$335.11 | 0                | 0            | 0        | 0                   | 0          | 0        |
|             | DOUGLAS         | 0                        | 0              | 0        | 0                | 0            | 0        | 0                   | 0          | 0        |
|             | GREENE          | 128                      | \$43,673.84    | \$341.20 | 81               | \$31,833.88  | \$393.01 | 0                   | 0          | 0        |
|             | HENRY           | 2                        | \$473.72       | \$236.86 | 0                | 0            | 0        | 0                   | 0          | 0        |
|             | HICKORY         | 0                        | 0              | 0        | 0                | 0            | 0        | 0                   | 0          | 0        |
|             | JASPER          | 74                       | \$23,661.83    | \$319.75 | 19               | \$4,550.70   | \$239.51 | 2                   | \$595.65   | \$297.82 |
|             | LACLEDE         | 4                        | \$828.82       | \$207.21 | 0                | 0            | 0        | 0                   | 0          | 0        |
|             | LAWRENCE        | 5                        | \$960.08       | \$192.02 | 8                | \$1,560.00   | \$195.00 | 0                   | 0          | 0        |
|             | MCDONALD        | 9                        | \$1,511.53     | \$167.95 | 1                | \$320.00     | \$320.00 | 0                   | 0          | 0        |
|             | MARIES          | 0                        | 0              | 0        | 0                | 0            | 0        | 0                   | 0          | 0        |
|             | MILLER          | 9                        | \$2,341.14     | \$260.13 | 0                | 0            | 0        | 0                   | 0          | 0        |
|             | MONITEAU        | 0                        | 0              | 0        | 0                | 0            | 0        | 0                   | 0          | 0        |
|             | MORGAN          | 4                        | \$444.92       | \$111.23 | 0                | 0            | 0        | 0                   | 0          | 0        |
|             | NEWTON          | 19                       | \$4,571.22     | \$240.59 | 5                | \$1,615.90   | \$323.18 | 0                   | 0          | 0        |
|             | OZARK           | 7                        | \$447.94       | \$63.99  | 2                | \$972.00     | \$486.00 | 0                   | 0          | 0        |
|             | PHELPS          | 2                        | \$244.65       | \$122.33 | 20               | \$5,493.50   | \$274.68 | 0                   | 0          | 0        |
|             | POLK            | 5                        | \$858.94       | \$171.79 | 14               | \$3,003.00   | \$214.50 | 0                   | 0          | 0        |
|             | PULASKI         | 6                        | \$686.30       | \$114.38 | 27               | \$7,842.57   | \$290.47 | 0                   | 0          | 0        |
|             | ST CLAIR        | 0                        | 0              | 0        | 0                | 0            | 0        | 0                   | 0          | 0        |
|             | STONE           | 2                        | \$275.00       | \$137.50 | 0                | 0            | 0        | 0                   | 0          | 0        |
|             | TANEY           | 9                        | \$1,840.33     | \$204.48 | 5                | \$742.26     | \$148.45 | 0                   | 0          | 0        |
|             | TEXAS           | 0                        | 0              | 0        | 0                | 0            | 0        | 0                   | 0          | 0        |
|             | VERNON          | 7                        | \$2,174.70     | \$310.67 | 0                | 0            | 0        | 0                   | 0          | 0        |
|             | WEBSTER         | 0                        | 0              | 0        | 1                | \$105.00     | \$105.00 | 0                   | 0          | 0        |
| WRIGHT      | 6               | \$739.35                 | \$123.23       | 3        | \$490.00         | \$163.33     | 0        | 0                   | 0          |          |
|             | * AREA TOTAL *  | 372                      | \$101,896.35   | \$273.91 | 225              | \$69,926.70  | \$310.79 | 2                   | \$595.65   | \$297.82 |
| AREA 5      | JACKSON         | 543                      | \$272,014.76   | \$500.95 | 319              | \$127,040.00 | \$398.24 | 1                   | \$325.50   | \$325.50 |
|             | * AREA TOTAL *  | 543                      | \$272,014.76   | \$500.95 | 319              | \$127,040.00 | \$398.24 | 1                   | \$325.50   | \$325.50 |
| AREA 6      | ST LOUIS CITY   | 611                      | \$287,402.79   | \$470.38 | 378              | \$152,404.88 | \$403.19 | 1                   | \$0.00     | \$0.00   |
|             | * AREA TOTAL *  | 611                      | \$287,402.79   | \$470.38 | 378              | \$152,404.88 | \$403.19 | 1                   | \$0.00     | \$0.00   |
| AREA 7      | ST LOUIS COUNTY | 411                      | \$190,511.57   | \$463.53 | 173              | \$79,648.30  | \$460.39 | 2                   | \$677.59   | \$338.79 |
|             | * AREA TOTAL *  | 411                      | \$190,511.57   | \$463.53 | 173              | \$79,648.30  | \$460.39 | 2                   | \$677.59   | \$338.79 |
| STATE TOTAL |                 | 2,986                    | \$1,123,438.50 | \$376.24 | 1,551            | \$563,266.53 | \$363.16 | 20                  | \$4,207.38 | \$210.37 |



TABLE 24.  
BLOCK GRANT CHILD CARE PAYMENTS BY COUNTY  
AUGUST 2000

|        |                | INCOME MAINTENANCE |                |          | TOTAL CHILDREN | TOTAL DOLLARS BY COUNTY |
|--------|----------------|--------------------|----------------|----------|----------------|-------------------------|
|        |                | CHILDREN           | DOLLARS        | AVERAGE  | BY COUNTY      |                         |
| AREA 1 | ANDREW         | 53                 | \$9,934.12     | \$187.44 | 59             | \$12,175.07             |
|        | ATCHISON       | 26                 | \$3,535.54     | \$135.98 | 26             | \$3,535.54              |
|        | BUCHANAN       | 966                | \$221,373.37   | \$229.16 | 1,006          | \$233,977.34            |
|        | CALDWELL       | 42                 | \$7,319.39     | \$174.27 | 43             | \$7,575.69              |
|        | CARROLL        | 37                 | \$5,288.00     | \$142.92 | 37             | \$5,288.00              |
|        | CASS           | 262                | \$66,438.59    | \$253.58 | 275            | \$70,755.03             |
|        | CHARITON       | 25                 | \$3,194.81     | \$138.90 | 25             | \$4,118.81              |
|        | CLAY           | 452                | \$131,163.24   | \$290.18 | 497            | \$149,246.32            |
|        | CLINTON        | 60                 | \$10,433.61    | \$173.89 | 65             | \$11,700.40             |
|        | COOPER         | 60                 | \$9,031.84     | \$150.53 | 66             | \$10,228.29             |
|        | DAVISS         | 32                 | \$5,178.15     | \$161.82 | 43             | \$6,811.87              |
|        | DE KALB        | 45                 | \$6,959.58     | \$154.66 | 58             | \$10,114.16             |
|        | GENTRY         | 3                  | \$573.42       | \$191.14 | 7              | \$1,749.42              |
|        | GRUNDY         | 83                 | \$13,549.34    | \$163.25 | 91             | \$15,424.40             |
|        | HARRISON       | 57                 | \$8,286.75     | \$145.38 | 57             | \$8,286.75              |
|        | HOLT           | 16                 | \$1,934.62     | \$120.91 | 16             | \$1,934.62              |
|        | HOWARD         | 68                 | \$11,766.32    | \$173.03 | 72             | \$11,885.97             |
|        | JOHNSON        | 225                | \$54,634.16    | \$242.82 | 284            | \$71,298.84             |
|        | LAFAYETTE      | 129                | \$27,499.10    | \$213.17 | 138            | \$28,962.91             |
|        | LINN           | 67                 | \$15,548.70    | \$232.07 | 69             | \$15,757.95             |
|        | LIVINGSTON     | 142                | \$24,209.74    | \$170.49 | 146            | \$25,771.04             |
|        | MERCER         | 9                  | \$1,140.56     | \$126.73 | 14             | \$1,667.56              |
|        | MOWAT          | 24                 | \$4,367.41     | \$181.98 | 25             | \$4,417.68              |
|        | PETTIS         | 337                | \$53,220.35    | \$157.92 | 356            | \$55,886.70             |
|        | PLATTE         | 122                | \$41,050.99    | \$336.48 | 139            | \$49,269.06             |
|        | PUTNAM         | 24                 | \$3,447.23     | \$143.63 | 24             | \$3,447.23              |
|        | RANDOLPH       | 258                | \$44,748.52    | \$173.44 | 288            | \$49,844.52             |
|        | RAY            | 90                 | \$25,259.36    | \$280.66 | 90             | \$25,259.36             |
|        | SALINE         | 81                 | \$13,513.91    | \$166.84 | 127            | \$24,625.77             |
|        | SULLIVAN       | 38                 | \$6,166.15     | \$162.27 | 41             | \$6,309.90              |
|        | WORTH          | 8                  | \$637.40       | \$79.68  | 8              | \$637.40                |
|        | * AREA TOTAL * | 3,839              | \$831,404.27   | \$216.57 | 4,192          | \$927,963.60            |
| AREA 2 | ADAIR          | 93                 | \$14,021.39    | \$150.77 | 124            | \$21,611.57             |
|        | AUDRAIN        | 139                | \$22,580.20    | \$162.45 | 154            | \$24,871.45             |
|        | BOONE          | 1,781              | \$560,854.39   | \$314.91 | 1,924          | \$614,845.09            |
|        | CALLAWAY       | 208                | \$35,829.65    | \$172.26 | 225            | \$41,098.84             |
|        | CLARK          | 19                 | \$3,592.53     | \$189.08 | 19             | \$3,592.53              |
|        | COLE           | 296                | \$58,218.03    | \$196.68 | 356            | \$76,487.93             |
|        | FRANKLIN       | 240                | \$55,578.74    | \$231.58 | 266            | \$61,711.52             |
|        | GASCONARE      | 68                 | \$9,928.18     | \$146.00 | 81             | \$11,745.06             |
|        | JEFFERSON      | 571                | \$169,412.92   | \$296.70 | 718            | \$213,767.89            |
|        | KNOX           | 27                 | \$4,109.37     | \$152.20 | 29             | \$4,555.72              |
|        | LEWIS          | 55                 | \$9,271.56     | \$168.57 | 60             | \$10,226.01             |
|        | LINCOLN        | 206                | \$37,603.30    | \$182.54 | 226            | \$44,159.06             |
|        | MACON          | 64                 | \$11,039.86    | \$172.50 | 80             | \$13,478.26             |
|        | MARION         | 216                | \$37,848.88    | \$175.23 | 225            | \$39,199.59             |
|        | MONROE         | 39                 | \$6,626.17     | \$169.90 | 49             | \$8,226.82              |
|        | MONTGOMERY     | 43                 | \$7,820.98     | \$181.88 | 48             | \$8,945.98              |
|        | OSAGE          | 34                 | \$6,786.62     | \$199.61 | 36             | \$7,060.12              |
|        | PIKE           | 88                 | \$13,981.16    | \$158.88 | 89             | \$14,213.82             |
|        | RALLS          | 24                 | \$4,277.80     | \$178.24 | 24             | \$4,277.80              |
|        | ST CHARLES     | 1,039              | \$309,613.86   | \$297.99 | 1,129          | \$342,800.70            |
|        | SCHUYLER       | 15                 | \$1,846.35     | \$123.09 | 16             | \$1,981.35              |
|        | SCOTLAND       | 28                 | \$4,989.42     | \$178.19 | 32             | \$5,872.42              |
|        | SHELBY         | 21                 | \$3,276.77     | \$156.04 | 26             | \$4,104.78              |
|        | WARREN         | 73                 | \$15,780.80    | \$216.18 | 80             | \$16,347.96             |
|        | * AREA TOTAL * | 5,387              | \$1,404,888.93 | \$260.79 | 6,016          | \$1,595,182.27          |
| AREA 3 | BOLLINGER      | 66                 | \$10,951.29    | \$165.93 | 75             | \$13,256.92             |
|        | BUTLER         | 337                | \$59,151.69    | \$175.52 | 364            | \$65,178.94             |
|        | CAPE GIRARDEAU | 516                | \$92,095.97    | \$178.48 | 590            | \$116,339.60            |
|        | CARTER         | 30                 | \$4,889.60     | \$162.99 | 38             | \$7,173.83              |
|        | CRAWFORD       | 97                 | \$19,202.18    | \$197.96 | 116            | \$20,702.24             |
|        | DENT           | 77                 | \$11,634.04    | \$151.09 | 77             | \$11,634.04             |
|        | DUNKLIN        | 315                | \$50,522.62    | \$160.39 | 323            | \$52,419.45             |
|        | HOWELL         | 360                | \$62,458.38    | \$173.50 | 374            | \$66,027.79             |
|        | IRON           | 66                 | \$9,937.19     | \$150.56 | 66             | \$9,937.19              |
|        | MADISON        | 148                | \$23,660.45    | \$159.87 | 154            | \$24,621.50             |

(CONTINUED)

TABLE 24.  
BLOCK GRANT CHILD CARE PAYMENTS BY COUNTY  
AUGUST 2000

|             |                 | INCOME MAINTENANCE |                 |          | TOTAL              | TOTAL DOLLARS BY COUNTY |
|-------------|-----------------|--------------------|-----------------|----------|--------------------|-------------------------|
|             |                 | CHILDREN           | DOLLARS         | AVERAGE  | CHILDREN BY COUNTY |                         |
| AREA 3      | MISSISSIPPI     | 361                | \$65,417.06     | \$175.67 | 363                | \$64,030.98             |
|             | NEW MADRID      | 204                | \$34,826.32     | \$170.72 | 212                | \$36,711.53             |
|             | OREGON          | 58                 | \$10,446.67     | \$180.11 | 61                 | \$10,846.67             |
|             | PEMISCOT        | 639                | \$118,125.30    | \$184.86 | 644                | \$119,113.33            |
|             | PERRY           | 50                 | \$10,014.13     | \$200.28 | 62                 | \$12,048.18             |
|             | REYNOLDS        | 36                 | \$6,042.99      | \$167.86 | 36                 | \$6,042.99              |
|             | RIPLEY          | 101                | \$14,919.51     | \$147.72 | 120                | \$18,072.78             |
|             | ST FRANCOIS     | 581                | \$108,305.70    | \$186.41 | 600                | \$113,095.18            |
|             | STE GENEVIEVE   | 103                | \$17,711.26     | \$171.95 | 112                | \$19,757.17             |
|             | SCOTT           | 694                | \$140,739.86    | \$202.80 | 832                | \$192,009.43            |
|             | SHANNON         | 63                 | \$10,746.24     | \$170.58 | 69                 | \$11,736.49             |
|             | STODDARD        | 109                | \$15,556.47     | \$142.72 | 145                | \$22,616.69             |
|             | WASHINGTON      | 183                | \$33,879.67     | \$185.13 | 195                | \$36,747.84             |
|             | WAYNE           | 120                | \$18,376.39     | \$153.14 | 124                | \$19,105.87             |
|             | * AREA TOTAL *  | 5,314              | \$947,610.98    | \$178.32 | 5,752              | \$1,069,226.63          |
| AREA 4      | BARRY           | 126                | \$22,256.15     | \$176.64 | 127                | \$22,392.65             |
|             | BARTON          | 50                 | \$6,560.77      | \$131.22 | 58                 | \$8,145.17              |
|             | BATES           | 44                 | \$7,291.35      | \$165.71 | 47                 | \$8,061.35              |
|             | BENTON          | 90                 | \$14,486.67     | \$160.96 | 93                 | \$15,154.25             |
|             | CAMDEN          | 111                | \$16,791.91     | \$151.28 | 121                | \$19,641.21             |
|             | CEDAR           | 138                | \$28,265.19     | \$204.82 | 161                | \$32,133.49             |
|             | CHRISTIAN       | 386                | \$81,542.06     | \$211.25 | 434                | \$96,175.25             |
|             | DADE            | 11                 | \$2,340.05      | \$212.73 | 16                 | \$3,380.05              |
|             | DALLAS          | 84                 | \$15,347.13     | \$182.70 | 90                 | \$17,357.79             |
|             | DOUGLAS         | 58                 | \$8,063.39      | \$139.02 | 58                 | \$8,063.39              |
|             | GREENE          | 1,439              | \$313,288.18    | \$217.71 | 1,644              | \$388,795.90            |
|             | HENRY           | 172                | \$26,369.78     | \$153.31 | 174                | \$26,843.50             |
|             | HICKORY         | 32                 | \$5,365.15      | \$167.66 | 32                 | \$5,365.15              |
|             | JASPER          | 647                | \$135,674.17    | \$209.70 | 732                | \$164,482.35            |
|             | LACLEDE         | 142                | \$24,995.86     | \$176.03 | 146                | \$25,824.68             |
|             | LAWRENCE        | 164                | \$30,410.73     | \$185.43 | 177                | \$32,930.81             |
|             | MCDONALD        | 85                 | \$14,395.38     | \$169.36 | 95                 | \$16,226.91             |
|             | MARIES          | 30                 | \$4,764.98      | \$158.83 | 30                 | \$4,764.98              |
|             | HILLER          | 94                 | \$18,395.48     | \$195.70 | 103                | \$20,736.62             |
|             | MONITEAU        | 40                 | \$5,832.56      | \$145.81 | 40                 | \$5,832.56              |
|             | MORGAN          | 54                 | \$8,258.42      | \$152.93 | 58                 | \$8,703.34              |
|             | NEWTON          | 291                | \$52,133.03     | \$179.15 | 314                | \$58,320.15             |
|             | OZARK           | 66                 | \$8,536.26      | \$129.34 | 75                 | \$9,956.20              |
|             | HELPS           | 223                | \$41,781.12     | \$187.36 | 245                | \$47,519.27             |
|             | POLK            | 183                | \$32,622.05     | \$178.26 | 202                | \$36,483.99             |
|             | PULASKI         | 177                | \$30,491.36     | \$172.27 | 208                | \$39,020.23             |
|             | ST CLAIR        | 39                 | \$5,773.75      | \$148.04 | 39                 | \$5,773.75              |
|             | STONE           | 110                | \$17,157.34     | \$155.98 | 112                | \$17,432.34             |
|             | TANEY           | 131                | \$19,542.85     | \$149.18 | 145                | \$22,125.44             |
|             | TEXAS           | 132                | \$23,356.68     | \$176.94 | 132                | \$23,356.68             |
|             | VERNON          | 113                | \$17,492.83     | \$154.80 | 120                | \$19,667.53             |
|             | WEBSTER         | 155                | \$29,518.19     | \$190.44 | 156                | \$29,623.19             |
|             | WRIGHT          | 88                 | \$13,824.14     | \$157.09 | 97                 | \$15,053.49             |
|             | * AREA TOTAL *  | 5,705              | \$1,082,924.96  | \$189.82 | 6,281              | \$1,255,343.66          |
| AREA 5      | JACKSON         | 6,387              | \$1,770,130.64  | \$277.15 | 7,210              | \$2,169,510.90          |
|             | * AREA TOTAL *  | 6,387              | \$1,770,130.64  | \$277.15 | 7,210              | \$2,169,510.90          |
| AREA 6      | ST LOUIS CITY   | 8,460              | \$2,754,548.09  | \$325.60 | 9,403              | \$3,194,355.76          |
|             | * AREA TOTAL *  | 8,460              | \$2,754,548.09  | \$325.60 | 9,403              | \$3,194,355.76          |
| AREA 7      | ST LOUIS COUNTY | 6,228              | \$2,001,816.85  | \$321.42 | 6,777              | \$2,272,654.31          |
|             | * AREA TOTAL *  | 6,228              | \$2,001,816.85  | \$321.42 | 6,777              | \$2,272,654.31          |
| STATE TOTAL |                 | 41,320             | \$10,793,324.72 | \$261.21 | 45,631             | \$12,484,237.13         |

TABLE 25.

FUTURES PROGRAM  
AS OF THE END OF AUGUST 2000

| COUNTY              | TOTAL PERSONS<br>PARTICIPATING | TOTAL ENROLLMENT BY COMPONENT TYPE* |            |            |                      |            |
|---------------------|--------------------------------|-------------------------------------|------------|------------|----------------------|------------|
|                     |                                | EDUCATION                           | JOB SKILLS | JOB SEARCH | OJT AND<br>JOB ENTRY | OTHER      |
| <b>AREA 1</b>       |                                |                                     |            |            |                      |            |
| ANDREW              | 12                             | 1                                   | 7          | 0          | 4                    | 1          |
| ATCHISON            | 9                              | 0                                   | 1          | 1          | 4                    | 5          |
| BUCHANAN            | 188                            | 24                                  | 50         | 25         | 69                   | 39         |
| CALDWELL            | 9                              | 0                                   | 0          | 2          | 6                    | 1          |
| CARROLL             | 12                             | 1                                   | 2          | 4          | 5                    | 1          |
| CASS                | 78                             | 4                                   | 13         | 20         | 40                   | 6          |
| CHARITON            | 8                              | 1                                   | 1          | 1          | 6                    | 1          |
| CLAY                | 132                            | 6                                   | 31         | 10         | 59                   | 38         |
| CLINTON             | 13                             | 2                                   | 2          | 1          | 8                    | 1          |
| COOPER              | 22                             | 0                                   | 2          | 2          | 18                   | 7          |
| DAVISS              | 6                              | 1                                   | 0          | 2          | 3                    | 1          |
| DE KALB             | 15                             | 2                                   | 2          | 2          | 7                    | 2          |
| GENTRY              | 1                              | 0                                   | 1          | 0          | 1                    | 0          |
| GRUNDY              | 10                             | 0                                   | 1          | 2          | 6                    | 3          |
| HARRISON            | 13                             | 0                                   | 0          | 2          | 9                    | 2          |
| HOLT                | 1                              | 0                                   | 0          | 0          | 1                    | 0          |
| HOWARD              | 25                             | 0                                   | 6          | 2          | 17                   | 5          |
| JOHNSON             | 93                             | 4                                   | 17         | 12         | 36                   | 42         |
| LAFAYETTE           | 46                             | 2                                   | 2          | 9          | 23                   | 12         |
| LINN                | 28                             | 2                                   | 6          | 5          | 15                   | 1          |
| LIVINGSTON          | 15                             | 0                                   | 3          | 2          | 10                   | 1          |
| MERCER              | 7                              | 0                                   | 0          | 1          | 3                    | 3          |
| NODAWAY             | 12                             | 1                                   | 1          | 3          | 8                    | 2          |
| PETTIS              | 96                             | 8                                   | 16         | 11         | 36                   | 33         |
| PLATTE              | 28                             | 1                                   | 8          | 2          | 11                   | 9          |
| PUTNAM              | 20                             | 0                                   | 1          | 11         | 7                    | 4          |
| RANDOLPH            | 60                             | 3                                   | 9          | 11         | 36                   | 2          |
| RAY                 | 32                             | 3                                   | 3          | 0          | 24                   | 6          |
| SALINE              | 30                             | 3                                   | 13         | 2          | 15                   | 3          |
| SULLIVAN            | 14                             | 3                                   | 3          | 4          | 4                    | 3          |
| WORTH               | 1                              | 0                                   | 0          | 0          | 0                    | 1          |
| <b>TOTAL AREA 1</b> | <b>1,036</b>                   | <b>72</b>                           | <b>201</b> | <b>149</b> | <b>491</b>           | <b>235</b> |
| <b>AREA 2</b>       |                                |                                     |            |            |                      |            |
| ADAIR               | 39                             | 0                                   | 6          | 4          | 26                   | 8          |
| AUDRAIN             | 56                             | 3                                   | 12         | 2          | 34                   | 7          |
| BOONE               | 497                            | 71                                  | 87         | 62         | 207                  | 128        |
| CALLAWAY            | 98                             | 3                                   | 10         | 20         | 45                   | 30         |
| CLARK               | 9                              | 0                                   | 1          | 0          | 5                    | 4          |
| COLE                | 114                            | 11                                  | 17         | 25         | 56                   | 16         |
| FRANKLIN            | 70                             | 5                                   | 11         | 6          | 38                   | 16         |
| GASCONADE           | 14                             | 1                                   | 3          | 2          | 2                    | 6          |
| JEFFERSON           | 348                            | 38                                  | 70         | 35         | 125                  | 119        |
| KNOX                | 4                              | 0                                   | 0          | 2          | 0                    | 2          |
| LEWIS               | 20                             | 0                                   | 3          | 4          | 11                   | 5          |
| LINCOLN             | 72                             | 1                                   | 12         | 12         | 26                   | 25         |
| MACON               | 34                             | 4                                   | 7          | 9          | 21                   | 0          |
| MARION              | 75                             | 1                                   | 6          | 17         | 44                   | 8          |
| MONROE              | 9                              | 0                                   | 2          | 2          | 5                    | 0          |
| MONTGOMERY          | 14                             | 0                                   | 2          | 1          | 10                   | 1          |
| OSAGE               | 18                             | 0                                   | 2          | 4          | 5                    | 10         |
| PIKE                | 41                             | 1                                   | 4          | 5          | 19                   | 14         |
| RALLS               | 9                              | 2                                   | 0          | 3          | 5                    | 1          |
| ST CHARLES          | 345                            | 14                                  | 46         | 62         | 175                  | 86         |
| SCHUYLER            | 11                             | 0                                   | 0          | 0          | 4                    | 7          |
| SCOTLAND            | 4                              | 1                                   | 0          | 0          | 2                    | 1          |
| SHELBY              | 14                             | 4                                   | 0          | 1          | 3                    | 8          |
| WARREN              | 23                             | 2                                   | 5          | 1          | 13                   | 3          |
| <b>TOTAL AREA 2</b> | <b>1,938</b>                   | <b>162</b>                          | <b>306</b> | <b>279</b> | <b>881</b>           | <b>505</b> |
| <b>AREA 3</b>       |                                |                                     |            |            |                      |            |
| BOLLINGER           | 12                             | 0                                   | 7          | 0          | 7                    | 0          |
| BUTLER              | 142                            | 14                                  | 19         | 21         | 85                   | 18         |
| CAPE GIRARDEAU      | 175                            | 7                                   | 29         | 19         | 115                  | 17         |
| CARTER              | 7                              | 0                                   | 4          | 0          | 1                    | 2          |
| CRAWFORD            | 76                             | 14                                  | 17         | 6          | 40                   | 9          |
| DENT                | 38                             | 5                                   | 15         | 7          | 14                   | 5          |
| DUNKLIN             | 182                            | 19                                  | 29         | 42         | 67                   | 49         |
| HOWELL              | 84                             | 9                                   | 28         | 9          | 32                   | 22         |

TABLE 25.

FUTURES PROGRAM  
AS OF THE END OF AUGUST 2000

| COUNTY          | TOTAL PERSONS<br>PARTICIPATING | TOTAL ENROLLMENT BY COMPONENT TYPE* |            |            |                      |       |
|-----------------|--------------------------------|-------------------------------------|------------|------------|----------------------|-------|
|                 |                                | EDUCATION                           | JOB SKILLS | JOB SEARCH | OJT AND<br>JOB ENTRY | OTHER |
| IRON            | 48                             | 3                                   | 15         | 0          | 32                   | 6     |
| MADISON         | 34                             | 1                                   | 3          | 10         | 19                   | 3     |
| MISSISSIPPI     | 165                            | 26                                  | 27         | 5          | 104                  | 15    |
| NEW MADRID      | 108                            | 21                                  | 12         | 12         | 67                   | 10    |
| OREGON          | 23                             | 0                                   | 15         | 1          | 13                   | 2     |
| PEMISCOT        | 159                            | 19                                  | 18         | 19         | 76                   | 42    |
| PERRY           | 13                             | 1                                   | 1          | 0          | 13                   | 0     |
| REYNOLDS        | 17                             | 1                                   | 7          | 4          | 2                    | 5     |
| RIPLEY          | 67                             | 8                                   | 16         | 10         | 32                   | 8     |
| ST FRANCOIS     | 196                            | 18                                  | 43         | 21         | 108                  | 30    |
| STE GENEVIEVE   | 14                             | 1                                   | 5          | 0          | 9                    | 2     |
| SCOTT           | 159                            | 19                                  | 24         | 24         | 93                   | 11    |
| SHANNON         | 20                             | 2                                   | 6          | 3          | 2                    | 9     |
| STODDARD        | 50                             | 7                                   | 6          | 3          | 34                   | 8     |
| WASHINGTON      | 93                             | 13                                  | 31         | 13         | 37                   | 10    |
| WAYNE           | 17                             | 0                                   | 5          | 3          | 8                    | 4     |
| TOTAL AREA 3    | 1,899                          | 208                                 | 382        | 232        | 1,010                | 287   |
| AREA 4          |                                |                                     |            |            |                      |       |
| BARRY           | 53                             | 0                                   | 11         | 2          | 37                   | 7     |
| BARTON          | 26                             | 0                                   | 6          | 1          | 17                   | 6     |
| BATES           | 23                             | 0                                   | 2          | 1          | 8                    | 18    |
| BENTON          | 52                             | 0                                   | 9          | 6          | 29                   | 14    |
| CAMDEN          | 51                             | 6                                   | 11         | 5          | 28                   | 8     |
| CEDAR           | 19                             | 0                                   | 5          | 0          | 6                    | 9     |
| CHRISTIAN       | 40                             | 1                                   | 13         | 1          | 22                   | 10    |
| DADE            | 7                              | 0                                   | 1          | 0          | 5                    | 2     |
| DALLAS          | 40                             | 5                                   | 3          | 9          | 19                   | 9     |
| DOUGLAS         | 19                             | 1                                   | 7          | 4          | 9                    | 4     |
| GREENE          | 584                            | 56                                  | 142        | 101        | 257                  | 121   |
| HENRY           | 62                             | 6                                   | 6          | 4          | 33                   | 22    |
| HICKORY         | 15                             | 0                                   | 7          | 0          | 4                    | 8     |
| JASPER          | 232                            | 26                                  | 47         | 35         | 119                  | 45    |
| LACLEDE         | 91                             | 9                                   | 18         | 8          | 51                   | 14    |
| LAWRENCE        | 73                             | 9                                   | 17         | 4          | 36                   | 23    |
| MCDONALD        | 34                             | 2                                   | 7          | 0          | 12                   | 19    |
| MARIES          | 19                             | 3                                   | 3          | 0          | 5                    | 11    |
| MILLER          | 57                             | 2                                   | 4          | 3          | 38                   | 13    |
| MONITEAU        | 14                             | 0                                   | 5          | 1          | 8                    | 4     |
| MORGAN          | 25                             | 1                                   | 1          | 4          | 17                   | 3     |
| NEWTON          | 94                             | 6                                   | 32         | 7          | 54                   | 18    |
| OZARK           | 12                             | 1                                   | 3          | 0          | 6                    | 4     |
| PHELPS          | 82                             | 7                                   | 33         | 2          | 36                   | 12    |
| POLK            | 50                             | 2                                   | 15         | 11         | 26                   | 7     |
| PULASKI         | 43                             | 2                                   | 16         | 3          | 23                   | 16    |
| ST CLAIR        | 17                             | 0                                   | 2          | 0          | 15                   | 1     |
| STONE           | 48                             | 0                                   | 5          | 1          | 27                   | 25    |
| TANEY           | 29                             | 0                                   | 4          | 0          | 9                    | 18    |
| TEXAS           | 57                             | 4                                   | 17         | 4          | 28                   | 17    |
| VERNON          | 47                             | 6                                   | 5          | 7          | 25                   | 17    |
| WEBSTER         | 18                             | 1                                   | 7          | 1          | 7                    | 6     |
| WRIGHT          | 35                             | 4                                   | 10         | 2          | 16                   | 15    |
| TOTAL AREA 4    | 2,068                          | 160                                 | 474        | 227        | 1,032                | 526   |
| AREA 5          |                                |                                     |            |            |                      |       |
| JACKSON         | 3,048                          | 215                                 | 382        | 588        | 929                  | 1,401 |
| TOTAL AREA 5    | 3,048                          | 215                                 | 382        | 588        | 929                  | 1,401 |
| AREA 6          |                                |                                     |            |            |                      |       |
| ST LOUIS CITY   | 5,111                          | 321                                 | 958        | 1,053      | 2,410                | 735   |
| TOTAL AREA 6    | 5,111                          | 321                                 | 958        | 1,053      | 2,410                | 735   |
| AREA 7          |                                |                                     |            |            |                      |       |
| ST LOUIS COUNTY | 2,694                          | 179                                 | 1,050      | 199        | 1,103                | 492   |
| TOTAL AREA 7    | 2,694                          | 179                                 | 1,050      | 199        | 1,103                | 492   |
| STATEWIDE       | 17,794                         | 1,317                               | 3,753      | 2,727      | 7,856                | 4,181 |

\*PARTICIPANTS MAY BE ENROLLED IN MORE THAN ONE COMPONENT

